Leading Through Innovation

SOLID CARBIDE & HSSCo8

NC-SPOTTING DRILLS

NC-ANBOHRER

- For Centering and Chamfering of Holes
- Zum Zentrieren und Anfasen von Bohrungen

i-ONE DRILLS
i-DREAM DRILLS
DREAM DRILLS -GENERAL
DREAM DRILLS -HIGH FEED
DREAM DRILLS -FLAT BOTTOM
DREAM DRILLS -INOX
DREAM DRILLS -ALU
DREAM DRILLS -CFRP
DREAM DRILLS -MQL
DREAM DRILLS for HIGH HARDENED STEELS
GENERAL CARBIDE DRILLS
MULTI-1 DRILLS
HPD DRILLS
GOLD-P DRILLS
SUPER-GP DRILLS
STRAIGHT SHANK DRILLS
TAPER SHANK DRILLS
NC-SPOTTING DRILLS
CENTER DRILLS
SPADE DRILLS
REAMERS
COUNTER SINKS
COUNTER BORES
TECHNICAL DATA

SELECTION GUIDE

YG HOLEMAKING TOOLS

SOLID CARBIDE & HSSCo8
NC-SPOTTING DRILLS

For Centering and Chamfering of Holes

Please visit globalyg1.com/mat for material search

◎ : Excellent ○ : Good

Recommended cutting conditions : P.305

SERIES	D5306 D5307	D5320	D2306 D2321	D2307 D2322	D2320 D2323
POINT ANGLE	90° / 120°	142°	90°	120°	142°
SIZE MIN	D6.0	D3.0	D3.0	D3.0 / D6.0	D3.0 / D6.0
SIZE MAX	D20.0	D20.0	D20.0	D20.0 / D12.0	D20.0 / D12.0
PAGE	300	301	302	303	304
SURFACE TREATMENT	Bright			Bright	

ISO	VDI 3323	Material Description	Composition / Structure / Heat Treatment		HB	HRc	D5306 D5307	D5320	D2306 D2321	D2307 D2322	D2320 D2323	
P	1	Non-alloy steel	About 0.15% C	Annealed	125		◎	◎	◎	◎	◎	P
	2		About 0.45% C	Annealed	190	13	◎	◎	◎	◎	◎	
	3		About 0.45% C	Quenched & Tempered	250	25	◎	◎	◎	◎	◎	
	4		About 0.75% C	Annealed	270	28						
	5		About 0.75% C	Quenched & Tempered	300	32						
	6	Low alloy steel		Annealed	180	10	◎	◎	◎	◎	◎	
	7			Quenched & Tempered	275	29	○	○	○	○	○	
	8			Quenched & Tempered	300	32						
	9			Quenched & Tempered	350	38						
	10	High alloyed steel, and tool steel		Annealed	200	15						
	11			Quenched & Tempered	325	35						
M	12	Stainless steel	Ferritic / Martensitic	Annealed	200	15	○	○	○	○	○	M
	13		Martensitic	Quenched & Tempered	240	23						
	14		Austenitic		180	10						
K	15	Grey cast iron	Pearlitic / ferritic		180	10	◎	◎	◎	◎	◎	K
	16		Pearlitic (Martensitic)		260	26	○	○	○	○	○	
	17	Nodular cast iron	Ferritic		160	3	○	○	○	○	○	
	18		Pearlitic		250	25						
	19	Malleable cast iron	Ferritic		130		○	○	○	○	○	
	20		Pearlitic		230	21						
N	21	Aluminum-wrought alloy	Not Curable		60		○	○	○	○	○	N
	22		Curable	Hardened	100		○	○	○	○	○	
	23	Aluminum-cast, alloyed	≤ 12% Si, Not Curable		75		○	○	○	○	○	
	24		≤ 12% Si, Curable	Hardened	90							
	25		> 12% Si, Not Curable		130							
	26	Copper and Copper Alloys (Bronze / Brass)	Cutting Alloys, PB>1%		110							
	27		CuZn, CuSnZn (Brass)		90							
	28		CuSn, lead-free copper and electrolytic copper		100							
	29	Non Metallic Materials	Duroplastic, Fiber Reinforced Plastic									
	30		Rubber, Wood, etc.									
S	31	Heat Resistant Super Alloys	Fe Based	Annealed	200	15						S
	32			Cured	280	30						
	33		Ni or Co Based	Annealed	250	25						
	34			Cured	350	38						
	35			Cast	320	34						
	36	Titanium Alloys	Pure Titanium		400 Rm		○	○				
	37		Alpha + Beta Alloys	Hardened	1050 Rm							
H	38	Hardened steel		Hardened	550	55						H
	39			Hardened	630	60						
	40	Chilled Cast Iron		Cast	400	42						
	41	Hardened Cast Iron		Hardened	550	55						

CARBIDE
HSS
i-ONE DRILLS
i-DREAM DRILLS
DREAM DRILLS -GENERAL
DREAM DRILLS -HIGH FEED
DREAM DRILLS -FLAT BOTTOM
DREAM DRILLS -INOX
DREAM DRILLS -ALU
DREAM DRILLS -CFRP
DREAM DRILLS -MQL
DREAM DRILLS for HIGH HARDENED STEELS
GENERAL CARBIDE DRILLS
MULTI-1 DRILLS
HPD DRILLS
GOLD-P DRILLS
SUPER-GP DRILLS
STRAIGHT SHANK DRILLS
TAPER SHANK DRILLS
NC-SPOTTING DRILLS
CENTER DRILLS
SPADE DRILLS
REAMERS
COUNTER SINKS
COUNTER BORES
TECHNICAL DATA

NC-SPOTTING DRILLS

D5306 SERIES
D5307 SERIES

CARBIDE, NC-SPOTTING DRILLS 90°, 120°

VOLLHARTMETALL NC-ANBOHRER 90°, 120°
Forets carbure à pointer NC 90°, 120°
PUNTE IN MD A CENTRARE NC 90°, 120°

▶**Application** : For more precise centering work on NC/CNC machines. The large diameter of the tool permits chamfering work after centering continuously.

▶**Verwendung** : Auf NC-Maschinen, Lehrenbohrwerken u.a. kapitalintensiven Bohrwerken, zum Zentrieren und Anfasen von Gewindebohrungen in einem Arbeitsgang. Besonders geeignet zum Anbohren von hochfesten Stählen, Stahlguß, Grauguß, Hartguß, Mangan-Hartstahl, CrNi-Stählen, Bronze, Leicht-und Buntmetallen.

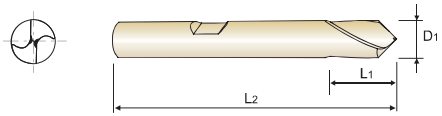

CARBIDE | DIN 6535HB | h6 | 90° | 120°

P.306

NC-Spotting drills 90°
NC-Anbohrer 90°

Unit : mm

EDP No.	Drill Diameter D1	Flute Length L1	Overall Length L2
D5306060	6.0	13	50
D5306080	8.0	23	60
D5306100	10.0	24	70
D5306120	12.0	24	70
D5306160	16.0	29	75
D5306200	20.0	35	100

NC-Spotting drills 120°
NC-Anbohrer 120°

EDP No.	Drill Diameter D1	Flute Length L1	Overall Length L2
D5307060	6.0	13	50
D5307080	8.0	23	60
D5307100	10.0	24	70
D5307120	12.0	24	70
D5307160	16.0	29	75
D5307200	20.0	35	100

▶ TiN(D6306, D6307), TiCN(DG306, DG307) and TiAlN(DH306, DH307) are available on your request.

◎ : Excellent ○ : Good

ISO	P											M			K					
Material Description	Non-alloy steel					Low alloy steel				High alloyed steel, and tool steel		Stainless steel			Grey cast iron		Nodular cast iron		Malleable cast iron	
VDI 3323	1	2	3	4	5	6	7	8	9	10	11	12	13	14	15	16	17	18	19	20
HRc		13	25	28	32	10	29	32	38	15	35	15	23	10	10	26	3	25		21
HB	125	190	250	270	300	180	275	300	350	200	325	200	240	180	180	260	160	250	130	230
Recommended	◎	◎	◎			◎	○					○			◎	○	○		○	

ISO	N										S							H			
Material Description	Aluminum-wrought alloy		Aluminum-cast, alloyed			Copper and Copper Alloys (Bronze / Brass)			Non Metallic Materials		Heat Resistant Super Alloys					Titanium Alloys		Hardened steel	Chilled Cast Iron	Hardened Cast Iron	
VDI 3323	21	22	23	24	25	26	27	28	29	30	31	32	33	34	35	36	37	38	39	40	41
HRc	60	100	75	90	130	110	90	100			200	280	250	350	320	400Rm	1050Rm	550	630	400	550
HB											15	30	25	38	34			55	60	42	55
Recommended	○	○	○													○					

NC-SPOTTING DRILLS

D5320 SERIES

CARBIDE, NC-SPOTTING DRILLS 142°

VOLLHARTMETALL NC-ANBOHRER 142°
Forets carbure à pointer NC 142°
PUNTE IN MD A CENTRARE NC 142°

▶**Application** : For more precise centering work on NC/CNC machines. The large diameter of the tool permits chamfering work after centering continuously.

▶**Verwendung** : Auf NC-Maschinen, Lehrenbohrwerken u.a. kapitalintensiven Bohrwerken, zum Zentrieren und Anfasen von Gewindebohrungen in einem Arbeitsgang. Besonders geeignet zum Anbohren von hochfesten Stählen, Stahlguß, Grauguß, Hartguß, Mangan-Hartstahl, CrNi-Stählen, Bronze, Leicht-und Buntmetallen.

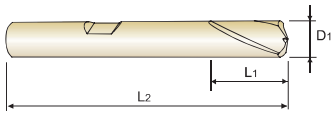

CARBIDE | DIN 6535HB | h6 | 142°

P.305

NC-Spotting drills 142°
NC-Anbohrer 142°

Unit : mm

EDP No.	Drill Diameter D1	Flute Length L1	Overall Length L2
● D5320030	3.0	8	32
● D5320040	4.0	10	40
● D5320050	5.0	13	50
D5320060	6.0	13	50
D5320080	8.0	23	60
D5320100	10.0	24	70
D5320120	12.0	24	70
D5320160	16.0	29	75
D5320200	20.0	35	100

● with plain shank

◎ : Excellent ○ : Good

ISO	P											M			K					
Material Description	Non-alloy steel					Low alloy steel				High alloyed steel, and tool steel		Stainless steel			Grey cast iron		Nodular cast iron		Malleable cast iron	
VDI 3323	1	2	3	4	5	6	7	8	9	10	11	12	13	14	15	16	17	18	19	20
HRc		13	25	28	32	10	29	32	38	15	35	15	23	10	10	26	3	25		21
HB	125	190	250	270	300	180	275	300	350	200	325	200	240	180	180	260	160	250	130	230
Recommended	◎	◎	◎			◎	○					○			◎	○	○		○	

ISO	N										S							H			
Material Description	Aluminum-wrought alloy		Aluminum-cast, alloyed			Copper and Copper Alloys (Bronze / Brass)			Non Metallic Materials		Heat Resistant Super Alloys					Titanium Alloys		Hardened steel	Chilled Cast Iron	Hardened Cast Iron	
VDI 3323	21	22	23	24	25	26	27	28	29	30	31	32	33	34	35	36	37	38	39	40	41
HRc	60	100	75	90	130	110	90	100			200	280	250	350	320	400Rm	1050Rm	550	630	400	550
HB											15	30	25	38	34			55	60	42	55
Recommended	○	○	○													○					

CARBIDE
HSS
i-ONE DRILLS
i-DREAM DRILLS
DREAM DRILLS -GENERAL
DREAM DRILLS -HIGH FEED
DREAM DRILLS -FLAT BOTTOM
DREAM DRILLS -INOX
DREAM DRILLS -ALU
DREAM DRILLS -CFRP
DREAM DRILLS -MQL
DREAM DRILLS for HIGH HARDENED STEELS
GENERAL CARBIDE DRILLS
MULTI-1 DRILLS
HPD DRILLS
GOLD-P DRILLS
SUPER-GP DRILLS
STRAIGHT SHANK DRILLS
TAPER SHANK DRILLS
NC-SPOTTING DRILLS
CENTER DRILLS
SPADE DRILLS
REAMERS
COUNTER SINKS
COUNTER BORES
TECHNICAL DATA

NC-SPOTTING DRILLS

D2306 SERIES
D2321 SERIES

HSSCo8, NC-SPOTTING DRILLS 90°

HSSCo8, NC-ANBOHRER 90°
Forets HSSCo8 à pointer NC 90°
PUNTE A CENTRARE NC 90°, HSSCo8

▶**Application** : For more precise centering work on NC/CNC Machines.
The large diameter of the tool permits chamfering work after centering continuously.

▶**Verwendung** : Für positionsgenaues und schnelles Anbohren mit NC/CNC-Maschinen und Bearbeitungszentren, die Ausführung mit Spitzenwinkel 90° ermöglicht sowohl ein Zentrieren, als auch das Vorbohren für einen nächstgrößeren Durchmesser.

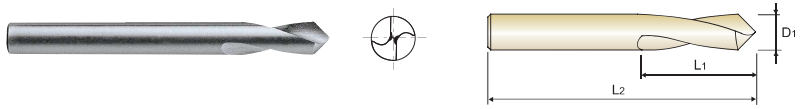

NC | HSS Co8 | h6 | h6 | 90° P.305-306

LONG LENGTH

Unit : mm

EDP No.	Drill Diameter D1	Flute Length L1	Overall Length L2
D2306030	3.0	12	46
D2306040	4.0	12	55
D2306050	5.0	15	60
D2306060	6.0	20	66
D2306080	8.0	25	79
D2306100	10.0	25	89
D2306120	12.0	30	102
D2306160	16.0	35	115
D2306200	20.0	40	131

EDP No.	Drill Diameter D1	Flute Length L1	Overall Length L2
D2321030	3.0	12	80
D2321040	4.0	12	100
D2321050	5.0	15	120
D2321060	6.0	20	140
D2321080	8.0	25	140
D2321100	10.0	25	170
D2321120	12.0	30	170
D2321160	16.0	35	200
D2321200	20.0	40	200

▶ TiN, TiCN and TiAlN are available on your request.

◎ : Excellent ○ : Good

ISO	P																				
Material Description	Non-alloy steel					Low alloy steel				High alloyed steel, and tool steel		Stainless steel			Grey cast iron		Nodular cast iron		Malleable cast iron	
VDI 3323	1	2	3	4	5	6	7	8	9	10	11	12	13	14	15	16	17	18	19	20
HRc		13	25	28	32	10	29	32	38	15	35	15	23	10	10	26	3	25		21
HB	125	190	250	270	300	180	275	300	350	200	325	200	240	180	180	260	160	250	130	230
Recommended	◎	◎	◎			◎	○					○			◎	○	○		○	

ISO	N										S							H			
Material Description	Aluminum-wrought alloy		Aluminum-cast, alloyed			Copper and Copper Alloys (Bronze / Brass)			Non Metallic Materials		Heat Resistant Super Alloys					Titanium Alloys		Hardened steel	Chilled Cast Iron	Hardened Cast Iron	
VDI 3323	21	22	23	24	25	26	27	28	29	30	31	32	33	34	35	36	37	38	39	40	41
HRc	60	100	75	90	130	110	90	100			200	280	250	350	320	400Rm	1050Rm	550	630	400	550
HB											15	30	25	38	34			55	60	42	55
Recommended	○	○	○																		

NC-SPOTTING DRILLS

D2307 SERIES
D2322 SERIES

HSSCo8, NC-SPOTTING DRILLS 120°

HSSCo8, NC-ANBOHRER 120°
Forets HSSCo8 à pointer NC 120°
PUNTE A CENTRARE NC 120°, HSSCo8

▶**Application** : For more precise centering work on NC/CNC Machines.
The large diameter of the tool permits chamfering work after centering continuously.

▶**Verwendung** : Für positionsgenaues und schnelles Anbohren mit NC/CNC-Maschinen und Bearbeitungszentren, die Ausführung mit Spitzenwinkel 90° ermöglicht sowohl ein Zentrieren, als auch das Vorbohren für einen nächstgrößeren Durchmesser.

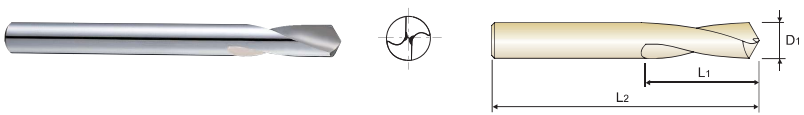

NC | HSS Co8 | h6 | h6 | 120° P.305-306

LONG LENGTH

Unit : mm

EDP No.	Drill Diameter D1	Flute Length L1	Overall Length L2
D2307030	3.0	12	46
D2307040	4.0	12	55
D2307050	5.0	15	60
D2307060	6.0	20	66
D2307080	8.0	25	79
D2307100	10.0	25	89
D2307120	12.0	30	102
D2307160	16.0	35	115
D2307200	20.0	40	131

EDP No.	Drill Diameter D1	Flute Length L1	Overall Length L2
D2322060	6.0	20	140
D2322080	8.0	25	140
D2322100	10.0	25	170
D2322120	12.0	30	170

▶ TiN, TiCN and TiAlN are available on your request.

◎ : Excellent ○ : Good

ISO	P																				
Material Description	Non-alloy steel					Low alloy steel				High alloyed steel, and tool steel		Stainless steel			Grey cast iron		Nodular cast iron		Malleable cast iron	
VDI 3323	1	2	3	4	5	6	7	8	9	10	11	12	13	14	15	16	17	18	19	20
HRc		13	25	28	32	10	29	32	38	15	35	15	23	10	10	26	3	25		21
HB	125	190	250	270	300	180	275	300	350	200	325	200	240	180	180	260	160	250	130	230
Recommended	◎	◎	◎			◎	○					○			◎	○	○		○	

ISO	N										S							H			
Material Description	Aluminum-wrought alloy		Aluminum-cast, alloyed			Copper and Copper Alloys (Bronze / Brass)			Non Metallic Materials		Heat Resistant Super Alloys					Titanium Alloys		Hardened steel	Chilled Cast Iron	Hardened Cast Iron	
VDI 3323	21	22	23	24	25	26	27	28	29	30	31	32	33	34	35	36	37	38	39	40	41
HRc	60	100	75	90	130	110	90	100			200	280	250	350	320	400Rm	1050Rm	550	630	400	550
HB											15	30	25	38	34			55	60	42	55
Recommended	○	○	○																		

CARBIDE
HSS
i-ONE DRILLS
i-DREAM DRILLS
DREAM DRILLS -GENERAL
DREAM DRILLS -HIGH FEED
DREAM DRILLS -FLAT BOTTOM
DREAM DRILLS -INOX
DREAM DRILLS -ALU
DREAM DRILLS -CFRP
DREAM DRILLS -MQL
DREAM DRILLS for HIGH HARDENED STEELS
GENERAL CARBIDE DRILLS
MULTI-1 DRILLS
HPD DRILLS
GOLD-P DRILLS
SUPER-GP DRILLS
STRAIGHT SHANK DRILLS
TAPER SHANK DRILLS
NC-SPOTTING DRILLS
CENTER DRILLS
SPADE DRILLS
REAMERS
COUNTER SINKS
COUNTER BORES
TECHNICAL DATA

NC-SPOTTING DRILLS

D2320 SERIES
D2323 SERIES

HSSCo8, NC-SPOTTING DRILLS 142°

HSSCo8, NC-ANBOHRER 142°
Forets HSSCo8 à pointer NC 142°
PUNTE A CENTRARE NC 142°, HSSCo8

▶**Application** : For more precise centering work on NC/CNC Machines.
The large diameter of the tool permits chamfering work after centering continuously.

▶**Verwendung** : Für positionsgenaues und schnelles Anbohren mit NC/CNC-Maschinen und Bearbeitungszentren, die Ausführung mit Spitzenwinkel 90° ermöglicht sowohl ein Zentrieren, als auch das Vorbohren für einen nächstgrößeren Durchmesser.

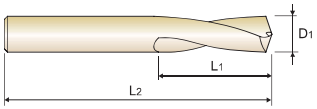

NC | HSS Co8 | h6 | h6 | 142° | P.306

EDP No.	Drill Diameter D1	Flute Length L1	Overall Length L2
D2320030	3.0	12	46
D2320040	4.0	12	55
D2320050	5.0	15	60
D2320060	6.0	20	66
D2320080	8.0	25	79
D2320100	10.0	25	89
D2320120	12.0	30	102
D2320160	16.0	35	115
D2320200	20.0	40	131

▶ TiN, TiCN and TiAlN are available on your request.

LONG LENGTH

Unit : mm

EDP No.	Drill Diameter D1	Flute Length L1	Overall Length L2
D2323060	6.0	20	140
D2323080	8.0	25	140
D2323100	10.0	25	170
D2323120	12.0	30	170

◎ : Excellent ○ : Good

ISO	P											M			K					
Material Description	Non-alloy steel					Low alloy steel				High alloyed steel, and tool steel		Stainless steel			Grey cast iron		Nodular cast iron		Malleable cast iron	
VDI 3323	1	2	3	4	5	6	7	8	9	10	11	12	13	14	15	16	17	18	19	20
HRc		13	25	28	32	10	29	32	38	15	35	15	23	10	10	26	3	25		21
HB	125	190	250	270	300	180	275	300	350	200	325	200	240	180	180	260	160	250	130	230
Recommended	◎	◎	◎			◎	○					○			◎	○	○		○	

ISO	N										S							H			
Material Description	Aluminum-wrought alloy		Aluminum-cast, alloyed			Copper and Copper Alloys (Bronze / Brass)			Non Metallic Materials		Heat Resistant Super Alloys					Titanium Alloys		Hardened steel		Chilled Cast Iron	Hardened Cast Iron
VDI 3323	21	22	23	24	25	26	27	28	29	30	31	32	33	34	35	36	37	38	39	40	41
HRc	60	100	75	90	130	110	90	100			200	280	250	350	320	400Rm	1050Rm	550	630	400	550
HB											15	30	25	38	34			55	60	42	55
Recommended	○	○	○																		

NC-SPOTTING DRILLS

RECOMMENDED CUTTING CONDITIONS
EMPFOHLENE SCHNEIDPARAMETER

D5306, D5307, D5320 SERIES CARBIDE, NC-SPOTTING DRILLS

RPM = rev./min.
FEED = mm/rev.

ISO	VDI 3323	Material Description	Vc (m/min)	Parameter	Drill Diameter (mm) 2.0	3.0	4.0	6.0	8.0	10.0	12.0	16.0	20.0
P	1	Non-alloy steel	75	RPM	11940	7960	5970	3980	2980	2390	1990	1490	1190
				FEED	0.02-0.04	0.04-0.06	0.05-0.08	0.07-0.10	0.08-0.12	0.09-0.14	0.11-0.17	0.13-0.19	0.15-0.21
	2		70	RPM	11140	7430	5570	3710	2790	2230	1860	1390	1110
				FEED	0.02-0.04	0.04-0.06	0.05-0.08	0.07-0.10	0.08-0.12	0.09-0.14	0.11-0.17	0.13-0.19	0.15-0.21
	3		65	RPM	10350	6900	5170	3450	2590	2070	1720	1290	1030
				FEED	0.01-0.03	0.03-0.05	0.04-0.07	0.05-0.08	0.07-0.10	0.08-0.12	0.09-0.14	0.11-0.17	0.13-0.19
	4												
	5												
	6	Low alloy steel	70	RPM	11140	7430	5570	3710	2790	2230	1860	1390	1110
				FEED	0.02-0.04	0.04-0.06	0.05-0.08	0.07-0.10	0.08-0.12	0.09-0.14	0.11-0.17	0.13-0.19	0.15-0.21
	7		55	RPM	8750	5840	4380	2920	2190	1750	1460	1090	880
				FEED	0.01-0.03	0.03-0.05	0.04-0.07	0.05-0.08	0.07-0.10	0.08-0.12	0.09-0.14	0.11-0.17	0.13-0.19
	8												
	9												
	10	High alloyed steel, and tool steel											
	11												
M	12	Stainless steel	35	RPM	5570	3710	2790	1860	1390	1110	930	700	560
				FEED	0.02-0.04	0.04-0.06	0.05-0.08	0.07-0.10	0.08-0.12	0.09-0.14	0.11-0.17	0.13-0.19	0.15-0.21
	13												
	14												
K	15	Grey cast iron	90	RPM	14320	9550	7160	4770	3580	2860	2390	1790	1430
				FEED	0.03-0.05	0.05-0.07	0.06-0.09	0.08-0.11	0.10-0.13	0.12-0.16	0.15-0.20	0.18-0.24	0.22-0.28
	16		70	RPM	11140	7430	5570	3710	2790	2230	1860	1390	1110
				FEED	0.01-0.03	0.03-0.05	0.04-0.07	0.05-0.08	0.07-0.10	0.08-0.12	0.09-0.14	0.11-0.17	0.13-0.19
	17	Nodular cast iron	90	RPM	14320	9550	7160	4770	3580	2860	2390	1790	1430
				FEED	0.03-0.05	0.05-0.07	0.06-0.09	0.08-0.11	0.10-0.13	0.12-0.16	0.15-0.20	0.18-0.24	0.22-0.28
	18												
	19	Malleable cast iron	60	RPM	9550	6370	4770	3180	2390	1910	1590	1190	950
				FEED	0.03-0.05	0.05-0.07	0.06-0.09	0.08-0.11	0.10-0.13	0.12-0.16	0.15-0.2	0.18-0.24	0.22-0.28
	20												
N	21	Aluminum-wrought alloy	165	RPM	26260	17510	13130	8750	6570	5250	4380	3280	2630
				FEED	0.04-0.06	0.06-0.09	0.08-0.11	0.10-0.13	0.12-0.15	0.15-0.19	0.18-0.23	0.21-0.27	0.25-0.31
	22		130	RPM	20690	13790	10350	6900	5170	4140	3450	2590	2070
				FEED	0.04-0.06	0.06-0.09	0.08-0.11	0.10-0.13	0.12-0.15	0.15-0.19	0.18-0.23	0.21-0.27	0.25-0.31
	23	Aluminum-cast, alloyed	110	RPM	17510	11670	8750	5840	4380	3500	2920	2190	1750
				FEED	0.04-0.06	0.06-0.09	0.08-0.11	0.10-0.13	0.12-0.15	0.15-0.19	0.18-0.23	0.21-0.27	0.25-0.31
	24												
	25												
	26	Copper and Copper Alloys (Bronze / Brass)											
	27												
	28												
	29	Non Metallic Materials											
	30												
S	31	Heat Resistant Super Alloys											
	32												
	33												
	34												
	35												
	36	Titanium Alloys	35	RPM	5570	3710	2790	1860	1390	1110	930	700	560
				FEED	0.01-0.03	0.03-0.05	0.04-0.06	0.05-0.08	0.07-0.10	0.08-0.12	0.09-0.14	0.11-0.17	0.13-0.19
	37												
H	38	Hardened steel											
	39												
	40	Chilled Cast Iron											
	41	Hardened Cast Iron											

CARBIDE
HSS
i-ONE DRILLS
i-DREAM DRILLS
DREAM DRILLS -GENERAL
DREAM DRILLS -HIGH FEED
DREAM DRILLS -FLAT BOTTOM
DREAM DRILLS -INOX
DREAM DRILLS -ALU
DREAM DRILLS -CFRP
DREAM DRILLS -MQL
DREAM DRILLS for HIGH HARDENED STEELS
GENERAL CARBIDE DRILLS
MULTI-1 DRILLS
HPD DRILLS
GOLD-P DRILLS
SUPER-GP DRILLS
STRAIGHT SHANK DRILLS
TAPER SHANK DRILLS
NC-SPOTTING DRILLS
CENTER DRILLS
SPADE DRILLS
REAMERS
COUNTER SINKS
COUNTER BORES
TECHNICAL DATA

NC-SPOTTING DRILLS

RECOMMENDED CUTTING CONDITIONS
EMPFOHLENE SCHNEIDPARAMETER

D2320, D2321, D2322, D2323, D2306, D2307 SERIES

HSSCo8, NC-SPOTTING DRILLS

RPM = rev./min.
FEED = mm/rev.

ISO	VDI 3323	Material Description	Vc (m/min)	Parameter	Drill Diameter (mm) 2.0	3.0	4.0	6.0	8.0	10.0	12.0	16.0	20.0
P	1	Non-alloy steel	25	RPM	3980	2650	1990	1330	990	800	660	500	400
				FEED	0.02-0.04	0.04-0.06	0.05-0.08	0.07-0.10	0.08-0.12	0.09-0.14	0.11-0.17	0.13-0.19	0.15-0.21
	2		25	RPM	3980	2650	1990	1330	990	800	660	500	400
				FEED	0.02-0.04	0.04-0.06	0.05-0.08	0.07-0.10	0.08-0.12	0.09-0.14	0.11-0.17	0.13-0.19	0.15-0.21
	3		15	RPM	2390	1590	1190	800	600	480	400	300	240
				FEED	0.01-0.03	0.03-0.05	0.04-0.07	0.05-0.08	0.07-0.10	0.08-0.12	0.09-0.14	0.11-0.17	0.13-0.19
	4												
	5												
	6	Low alloy steel	20	RPM	3180	2120	1590	1060	800	640	530	400	320
				FEED	0.02-0.04	0.04-0.06	0.05-0.08	0.07-0.10	0.08-0.12	0.09-0.14	0.11-0.17	0.13-0.19	0.15-0.21
	7		15	RPM	2390	1590	1190	800	600	480	400	300	240
				FEED	0.01-0.03	0.03-0.05	0.04-0.07	0.05-0.08	0.07-0.10	0.08-0.12	0.09-0.14	0.11-0.17	0.13-0.19
	8												
	9												
	10	High alloyed steel, and tool steel											
	11												
M	12	Stainless steel	15	RPM	2390	1590	1190	800	600	480	400	300	240
				FEED	0.02-0.04	0.04-0.06	0.05-0.08	0.07-0.10	0.08-0.12	0.09-0.14	0.11-0.17	0.13-0.19	0.15-0.21
	13												
	14												
K	15	Grey cast iron	30	RPM	4770	3180	2390	1590	1190	950	800	600	480
				FEED	0.03-0.05	0.05-0.07	0.06-0.09	0.08-0.11	0.10-0.13	0.12-0.16	0.15-0.20	0.18-0.24	0.22-0.28
	16		25	RPM	3980	2650	1990	1330	990	800	660	500	400
				FEED	0.01-0.03	0.03-0.05	0.04-0.07	0.05-0.08	0.07-0.10	0.08-0.12	0.09-0.14	0.11-0.17	0.13-0.19
	17	Nodular cast iron	30	RPM	4770	3180	2390	1590	1190	950	800	600	480
				FEED	0.03-0.05	0.05-0.07	0.06-0.09	0.08-0.11	0.10-0.13	0.12-0.16	0.15-0.20	0.18-0.24	0.22-0.28
	18												
	19	Malleable cast iron	20	RPM	3180	2120	1590	1060	800	640	530	400	320
				FEED	0.03-0.05	0.05-0.07	0.06-0.09	0.08-0.11	0.10-0.13	0.12-0.16	0.15-0.20	0.18-0.24	0.22-0.28
	20												
N	21	Aluminum-wrought alloy	65	RPM	10350	6900	5170	3450	2590	2070	1720	1290	1030
				FEED	0.04-0.06	0.06-0.09	0.08-0.11	0.10-0.13	0.12-0.15	0.15-0.19	0.18-0.23	0.21-0.27	0.25-0.31
	22		60	RPM	9550	6370	4770	3180	2390	1910	1590	1190	950
				FEED	0.04-0.06	0.06-0.09	0.08-0.11	0.10-0.13	0.12-0.15	0.15-0.19	0.18-0.23	0.21-0.27	0.25-0.31
	23	Aluminum-cast, alloyed	50	RPM	7960	5310	3980	2650	1990	1590	1330	990	800
				FEED	0.04-0.06	0.06-0.09	0.08-0.11	0.10-0.13	0.12-0.15	0.15-0.19	0.18-0.23	0.21-0.27	0.25-0.31
	24												
	25												
	26	Copper and Copper Alloys (Bronze / Brass)											
	27												
	28												
	29	Non Metallic Materials											
	30												
S	31	Heat Resistant Super Alloys											
	32												
	33												
	34												
	35												
	36	Titanium Alloys											
	37												
H	38	Hardened steel											
	39												
	40	Chilled Cast Iron											
	41	Hardened Cast Iron											