Leading Through Innovation

DRILLS

TECHNICAL DATA

TECHNISCHE DATEN

TECHNICAL DATA

1 TWIST DRILL WITH PARALLEL SHANK
SPIRALBOHRER MIT ZYLINDERSCHAFT

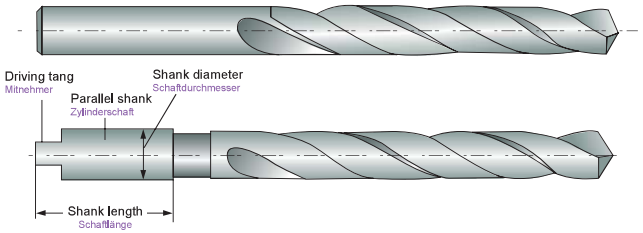

2 TWIST DRILL WITH TAPER SHANK
SPIRALBOHRER MIT KEGELSCHAFT

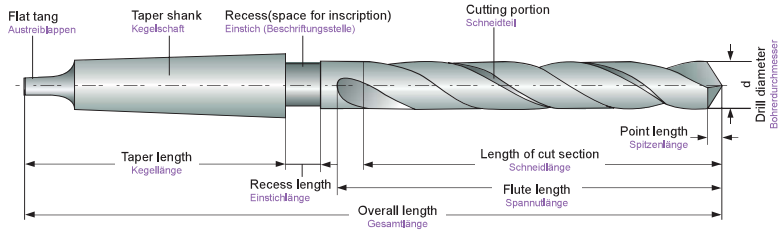

3 GENERAL DIMENSIONS OF MORSE TAPER SHANKS
TOLERANZEN DES KEGELSCHAFTES

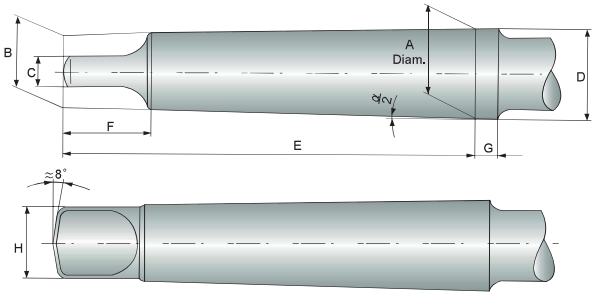

Morse Taper Shank Morsekegelschaft	A mm	B mm	C(h13) mm	D mm	E mm	F(max.) mm	G mm	H(max.) mm	α/2
No.1	12.065	9	5.2	12.2	62	13.5	3.5	8.7	1°25'43"
No.2	17.780	14	6.3	18.0	75	16	5	13.5	1°25'50"
No.3	23.825	19.1	7.9	24.1	94	20	5	18.5	1°26'16"
No.4	31.267	25.2	11.9	31.6	117.5	24	6.5	24.5	1°29'15"
No.5	44.399	36.5	15.9	44.7	149.5	29	6.5	35.7	1°30'26"
No.6	63.348	52.4	19	63.8	210	40	8	51	1°29'36"

CARBIDE
HSS
i-ONE DRILLS
i-DREAM DRILLS
DREAM DRILLS -GENERAL
DREAM DRILLS -HIGH FEED
DREAM DRILLS -FLAT BOTTOM
DREAM DRILLS -INOX
DREAM DRILLS -ALU
DREAM DRILLS -CFRP
DREAM DRILLS -MQL
DREAM DRILLS for HIGH HARDENED STEELS
GENERAL CARBIDE DRILLS
MULTI-1 DRILLS
HPD DRILLS
GOLD-P DRILLS
SUPER-GP DRILLS
STRAIGHT SHANK DRILLS
TAPER SHANK DRILLS
NC-SPOTTING DRILLS
CENTER DRILLS
SPADE DRILLS
REAMERS
COUNTER SINKS
COUNTER BORES
TECHNICAL DATA

TECHNICAL DATA

4 CUTTING PORTION
SCHNEIDTEIL

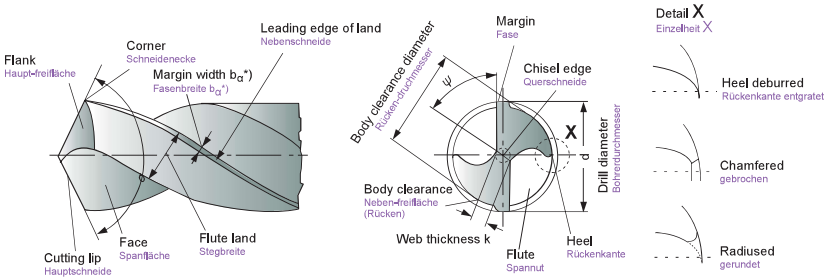

σ = Point angle (sigma) Spitzenwinkel (Sigma)

ψ = Chisel edge angle (psi) Querschneidenwinkel(Psi)

* In the context of cutting technology, land width b_α is the body clearance land width which is to be by b_{fan}, see DIN 6581.
Die Fasenbreite b_α ist bei zerspanungstechnischen Betrachtungen die Fasenbreite der Nebenfreifläche und mit b_{fan} zu bezeichnen, siehe DIN 6581.

5 ANGLE AT THE CUTTING EDGES
WINKEL AN DEN SCHNEIDEN

The corner has been adopted as the observed edge point.
Als betrachteter Schneidenpunkt ist die Schneidenebene gewählt.

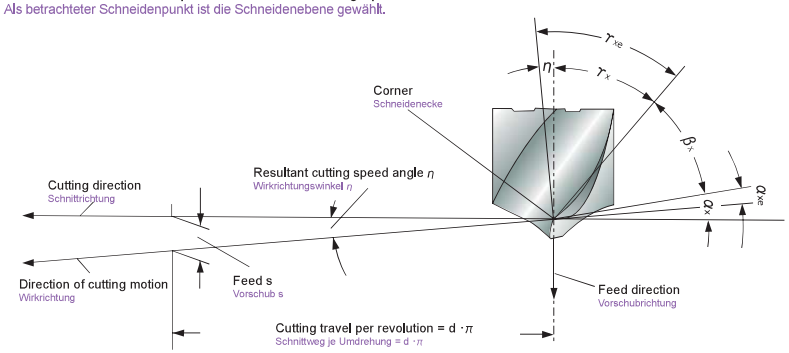

α_x = Side clearance angle (alpha) Seitenfreiwinkel (Alpa)

α_{xe} = Effective side clearance angle Wirk-Seitenfreiwin

β_x = Side wedge angle (beta) Seitenkeilwinkel (Beta)

τ_x = Front rake angle (gamma) Seitenspanwinkel (Gamma)

τ_{xe} = Working front rake angle Wirk-Seitenspanwinkel

η = Resultant cutting speed angle (eta) Wirkrichtungswinkel (Eta)

Clearance angle α, wedge angle β and rake angle τ are measured in the tool orthogonal plane. For details, see DIN 6581, definitions of metal-cutting technology; geometry at the tool edge.

Freiwinkel α, keilwinkel β und Spanwinkel τ werden in der keilmeßebene gemessen.
Einzelheiten siehe DIN 6581, Begriffe der Zerspantechnik; Geometrie am Schneidkeil des Werkzeuges.

6 WEB THICKNESS K
KERNDICKE K

Test values : The web thickness according to Fig. 1 shall not be less than the minimum value k_{min} indicated in Fig. 2.
Prüfwerte : Die kerndicke nach Bild 1 soll den Bild 2 angegebenen Mindestwert k_{min} nicht unterschreiten.
Test point : At the point of the drill. **Prüfstelle :** An der Bohrerspitze
Testing equipment : Slide gauge with measuring points. **Prüfmittel :** Meßschieber (Schieblehre) mit Messerspitzen

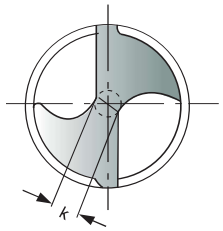

Figure 1. Web thickness k
Bild 1. kerndicke k

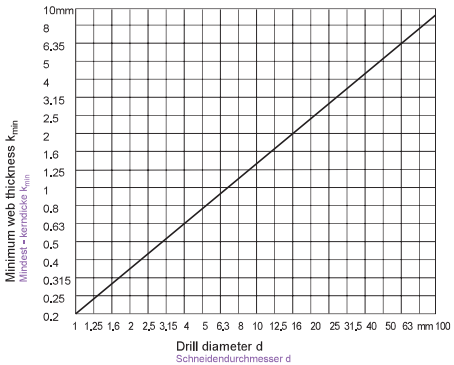

Figure 2. Web thickness k_{min}
Bild 2. Kerndicke k_{min}

7 MARGIN WIDTH b_α
Fasenbreite b_α

Test values : The land width as in Fig. 3 shall lie within the limitting values indicated in Fig. 4.
Prüfwerte : Die Fasenbreite nach Bild 3 soll im Bereich der Grenzwerte liegen, die im Bild 4 angegeben sind.
Test point : 5mm behind the corner **Prüfstell :** 5mm hinter der Schneidenecke
Testing equipment : Slide gauge **Prüfmittel :** Meßschieber

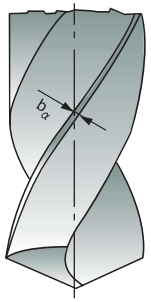

Figure 3. Margin width b_α
Bild 3. Fasenbreite b_α

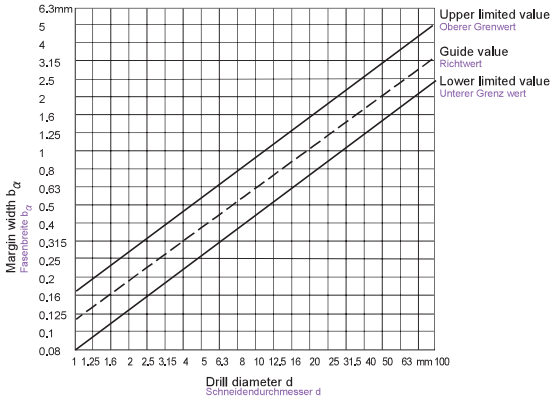

Figure 4. Margin width b_α
Bild 4. Fasenbreite b_α

8 ANGLE ON TWIST DRILLS
WINKEL AN SPIRALBOHRERN

(1) Side rake angle γ_f (Helix angle)
Seitenspanwinkel (Spiralwinkel) γ_f

Recommended test value : Recommended ranges depending on the tool types N,H and W according to DIN 1836 and the diameter of the drill included in Fig. 5.
Empfohlene Prüfwerte : Empfohlene Bereiche in Abhängigkeit der Werzeugtypen N, H und W nach DIN 1836 und des Schneidendurchmessers sind in Bild 5.

Test point : At the corner, see Fig. 6.
Prüfstell : An der Schneidenecke, siehe Bild 6

Testing equipment : According to VDI Guideline 3331 Part 1, Section Margin width b_α
Prüfmittel : Nach der VDI-Richtlinie 3331 Blatt 1, Abschnitt Fasenbreite b_α

Note : The side rake angle γ_f is measured in place of the orthogonal rake angle γ_O found in the wedge measuring plane (see DIN 6581), as this changes along the cutting edge (becoming smaller towards the point of the drill).
Anmerkung : Der Seitenspanwinkel γ_f wird an Stelle des in der Keilmeßebene befindlichen Orthogonal-Spanwinkels γ_O (Siehe DIN 6581) gemessen, da sich dieser entlang der Hauptschneide Verändert (er wird zur Bohrerspitze hin kleiner)

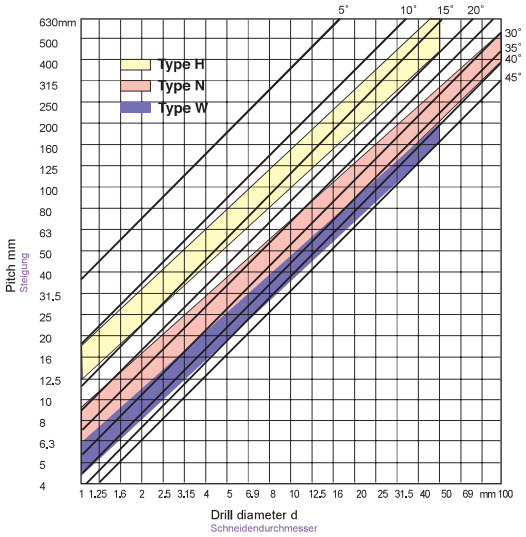

Figure 6. Side rake angle γ_f
Build 6. Seitenspanwinkel γ_f

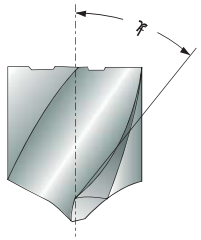

Figure 5. Side rake angle γ_f
Build 5. Seitenspanwinkel γ_f

i-ONE DRILLS
i-DREAM DRILLS
DREAM DRILLS -GENERAL
DREAM DRILLS -HIGH FEED
DREAM DRILLS -FLAT BOTTOM
DREAM DRILLS -INOX
DREAM DRILLS -ALU
DREAM DRILLS -CFRP
DREAM DRILLS -MQL
DREAM DRILLS for HIGH HARDENED STEELS
GENERAL CARBIDE DRILLS
MULTI-1 DRILLS
HPD DRILLS
GOLD-P DRILLS
SUPER-GP DRILLS
STRAIGHT SHANK DRILLS
TAPER SHANK DRILLS
NC-SPOTTING DRILLS
CENTER DRILLS
SPADE DRILLS
REAMERS
COUNTER SINKS
COUNTER BORES
TECHNICAL DATA

(2) Point angle σ
Spitzenwinkel σ

Test value : Usual execution for tool types N and H : σ=118°,
for tool type W : σ=130°

Prüfwerte : Regelausführung bei Werkzeugtyp N und H : σ=118°
bei Werkzeugtyp W : σ=130°

Test point : At the cutting, see Fig. 7.

Prüfstelle : An den Hauptschneiden, siehe Bild 7.

Testing equipment : According to VDI Guideline 3331 Part 1, Section Margin width b_α.

Prüfmittel : Nach der VDI-Richtlinie 3331 Blatt 1, Abschnitt Fasenbreite b_α.

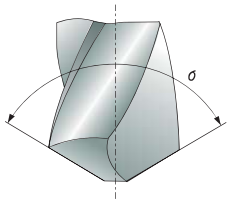

Figure 7. Point angle σ
Bild 7. Spitzenwinkel σ

9 RESHARPENING TWIST DRILLS
NACHSCHLEIFEN VON SPIRALBOHRERN

(1) Drills are worn off irregularly. It should be sharpened prior to developing into excessive wear.
Unregelmäßiger Verschleiß von Bohrern. Bohrer soll vor übermäßigern Verschleiß nachgeschilffen werden.

(2) Resharpening (Nachschleifen)
① Grind the correct point angle to suit your application.(figure 8)
Den für Ihre Anwendung passenden korrekten Spitzenwinkel schleifen (Bild 8)

② Check that both cutting lips have the same angle. On a 130° point, each lip should be 65° toward the axis. The point must be on center, i.e., the chisel edge must produce cutting lips of equal length.(figure 8)
Überprüfen, dass beide Hauptschneiden den gleichen Winkel haben. Bei einem 130° Spitzenwinkel, sollte jede Hauptschneide 65° haben (Bild 8)

③ Grind Primary relief and Secondary clearance.(figure 9)
Primärer Hinterschliff und Sekundärer Freiwinkel (Bild 9)

④ Grind web thinning. (figure 10)
Den ausgespitzten Kern schleifen (Bild 10)

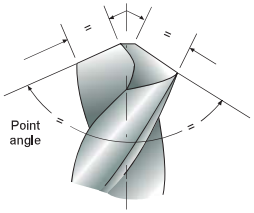

Figure 8
Bild 8

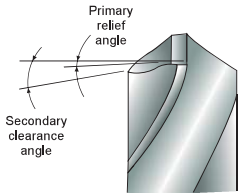

Figure 9
Bild 9

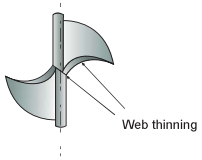

Figure 10
Bild 10

10 WEB THINNING
KEGELMANTELSCHLIFF

(1) Without thinning
Normalanschliff

Suitable for drill of general purpose.
Thanks to thin web thickness, web thinning is not needed.
This without web thinning type is applied to design of drills for mild steels, alloy steels, cast iron, stainless steels, titanium, inconel, etc. and conventional cutting conditons.
Zum Bohren für allgemeine Zwecke.
Dank dünner Kerndicke, ist Kegelmantelanschliff nicht nötig.
Geeignet für Stahl, Stahl-Legierungen, Gusseisen, Edeistahl, Tian, Inconel usw, und für konventionelle Schneidbedingungen

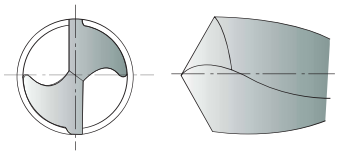

(2) Type C thinning (DIN1412 FORM C, SPLIT POINT)
DiN 1412 Form C kegelmantelanschliff mit Kreuzanschliff

Because Split point enables good centering when drilling and breaks the chips, chip removals are easy.
Suitable for drill design in high hardened tough materials, i.e, heat treated steels, titanium alloys, stainless steels, incoroy inconel, nimonic, etc.
Da Kreuzanschliff gute Zentrierung und Spanbruch während des Bohrens ermöglicht, wird die Spanentfernung erleichtert.
Geeignet für zähe Werkstücke oder Werkstücke mit hoher Härte, z.B. hitzebehandelten Stahl, Titan-Legierungen, Edelstahl, Incoroy Inconel, Nimonic usw.

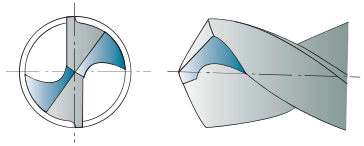

(3) Type R thinning (HELICAL THINNING)
Form R Kegelmantelanschliff (Spiralanschliff)

Helical thinning ensures to frequent chip breaking and removal. The different direction force of cutting edges and helical thinning parts enable that chips curl, break and remove through the flutes. In addition, helical thinning makes the chip room up to center, remove the chisel and enables good centering
Häufiger Spanbruch und Spanentfernung durch Spiralanschliff, es wird ausreichend Raum für Späne geschaffen, und gute Zentrierung ist möglich.

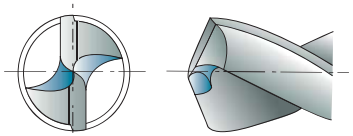

(4) Type A thinning (DIN1412 FORM A)
DIN 1412 Form A Kegelmantelanschliff mit ausgespitzer Querschneide

A type thinnings makes thin chisel, good chip removal and favorable centering.
This type is the easiest type to grind the thinning. In narrow web and wide fluted drills, keeping of the rigidity and smooth chip removal are possible.
Diese Form hat eine dünne Querschneide, dadurch ist gute Spanentfernung und Zentrierung möglich.
Der Kegelmantelschliff ist bei dieser Form am einfachsten nachszuchleifen, Ein enger Kern und breite Schneiden erhalten die Stabilität.

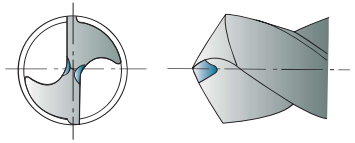

(5) Type B thinning (DIN1412 FORM B)

DIN 1412 Form B Kegelmantelanschliff mit ausgespitzter Querschneide

In case of work materials with low cutting resistance and good chip removal, i.e., cast iron, aluminum, plastic etc., B type thinning is suitable.
Especially when drills for high hardended steels are designed, this type is applied to decrease rake angle and avoid chipping of cutting lips.

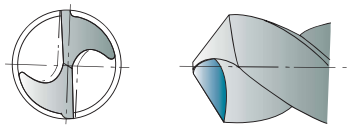

Geeignet für Werkstücke mit geringern Schneidwiderstand und guter Spanentfernung, z.B. Gusseisen, Aluminium, Plastik usw.
Diese Form wird besonders dann angewendet, wenn der Bohrer für Stähle mit hoher Härte produziert wurde, da dadurch der Seitenspanwinkel verkleinert wird und Brüche an der Schneidkante vermieden werden.

(6) Type D thinning (DIN1412 FORM D)

DIN 1412 Form D Kegelmantelanschliff mit ausgespitzern Kern

Grey cast iron thinning; bevelling of external edges strengthens the cutting edge.
Used for medium to high grey cast iron hardness and for abrasives.

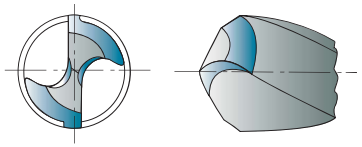

GG-Anschliff; Fasen auf dem Steg verstärken die Schneidkante.
Geeignet für medium bis hohe Härte GG und für abrasive Materialien.

(7) Type E thinning (DIN1412 FORM E)

DIN 1412 Form E Zentrumspitze

Center drill bit thinning; ensures optimal center drilling and does not leave burs in through holes.
As the bit and cutting edges are delicate, this bit should be used far drilling thin sheet metal.

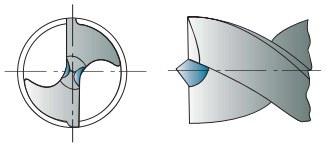

Zentrisches Bohren, Niedrige Gratbildung, Geeignet zum Bohren von dünnen Blechen und Rohren.

11 Surface Finishes for high speed steels Twist Drills
Oberflächenbeschaffenbeit von HSS-Spiralbohrern

(1) Bright Finish Helle Beschaffenheit

Drills with a bright finish are without surface treatment and ground condition.
Especially bright finished drills are used in machining of non ferrous materials.
Ohne Oberflächenbehandlung, geeignet zum Bearbeiten von Nichteisen Materiallen.

(2) Coloring (Gold color) Farbe (Bernstein)

The coloring is a thin oxide layer formed on the tool surfaces. Dies ist eine dünne Oxidschicht.
This is often applied to cobalt high speed steels twist drills. Geeignet für Kobalt-HSS-Spiralbohrer.

(3) Steam Tempered (black oxide finish) Dampfoxidierte Ausführung

This is a black oxide layer 1-2㎛ formed on the tool surfaces.
Steam Tempered treated drill is the result of a steam tempering operation. Because the oxide layer retains some coolant on the tool surface, and aids chip flow, helps to dissipate heat, steam homo treated drills are recommended for ferrous applications.
Eine schwarze Oxidschicht 1-2㎛.
Da die Oxidschicht Kühlmitteleigenschaften auf der Werkzeugoberfläche beinhaltet und den Spanfluss verbessert und die Hitze verteilt, sind diese Bohrer für die Bearbeitung von Metal-Werkstücken empfohlen.

12 COATING
BESCHICHTUNGEN

The use of coated cutting tools reduce production costs.
For example
- Avoidance of machine downtime due to premature tool wear.
- Higher cutting capabilities to reduce actual machining times.
- Reproducible tool life.
- Improvement of component surface quality.

Durch den Gebrauch von beschichteten Werkzeugen werden Produktionskosten reduziert, z.B.
- Vermeidung von Maschinen-Ausfallzeiten wegen frühzeitigem Verschleiß des Bohrers.
- Höhere Bohrleistung, dadurch Verminderung von Arbeitszeit.
- Längere Standzeit.
- Verbesserte Oberflächengüte des Werkstücks.

(1) TiN (Titanium Nitride) coating TiN (Titan-Nitrid) Beschichtung

Titanium Nitride gives the tool a higher performance in comparison to traditional non-coated drills.
TiN coating, with good all-around properties, is recommended for the general application, i.e., attack by abrasive, adhesive and chemical wear in equal proportions.
Bessere Leistung im Vergleich zu unbeschichteten Werkzeugen
TiN-Beschichtung wird für allgemeine Anwendungen empfohlen guten.

(2) TiCN (Titanium Carbon Nitride) coating TiCN (Titan karbon Nitrid) Beschichtung

TiCN coating should be employed when severe thermodynamic stress is expected, for example when drilling in high hardened steels or in mild steels with high speed and feed.
Diese Beschichtung soll bei extremen thermodynamischen Bedingungen verwendet werden, z.B. bei Bohren von Stählen mit hoher Härte und Stähle mit hoher Geschwindigkeit und Vorschub.

(3) TiAlN (Titanium Alumium Nitride) coating TiAlN (Titan Aluminium Nitrid) Beschichtung

The addition of Aluminum to the Titanium Nitride produces an increase in hardness and an exceptional increase in resistance to oxidation at high temperature.
TiAlN coating is applied to drilling with severe thermal stress on cutting edges when continuous non-step feed, dry cutting or high speed cutting.
Der Zusatz von Aluminium zum Titan-Nitrid ermöglicht eine höhere Härte und einen auß erordentlich guten Widerstand gegen Oxidation und hohe Temperaturen.
Geeignet zum Bohren unter extremen thermischen Bedingungen auf der Hauptschneide bei kontinuierlichem Vorschub, Trockenschnitt oder Hochgeschwindigkeitsbohren.

(4) Properties of coating Beschichtungs-Eigenschaften

Properties	TiN	TiCN	TiAlN
Coating color Beschichtungsfarbe	gold - yellow	blue - grey	violet - grey
Hardness (Hv 0.05) härtegrad (Hv 0.05)	2300	3000	3000
Coating thickness (㎛) Beschichtungsdicke (㎛)	1~4	1~4	1~5
Max. working temperature (°C) Max. Arbeitstemperatur (°C)	600	400	800
Coefficient of friction against steels (dry) Reibungskoeffizient für stahl (trocken)	0.4	0.4	0.4

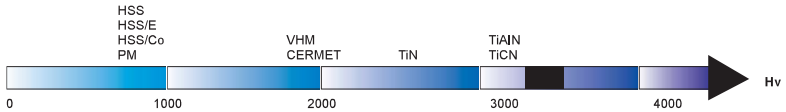

TECHNICAL DATA

(5) Selection of coating Verschiedene Beschichtungen

Properties	TiAlN	
Unalloyed steels Unlegierter Stahl	TiCN, TiAlN	TiCN, TiAlN
Steels < 1000 N/mm² Stahls < 1000 N/mm²	TiCN, TiAlN	TiCN, TiAlN
Steels > 1000 N/mm² Stahls > 1000 N/mm²	TiCN, TiAlN	TiCN, TiAlN
Stainless steels Edelstäle	TiCN, TiAlN	TiCN, TiAlN
Cast iron Gusseisen	TiCN, TiAlN	TiAlN
Al-wrought alloys Al-Knetlegierungen	TiN	TiN
Al-cast alloys Al-Gusslegierungen	TiCN	TiCN
Copper (pure) Kupfer (pur)	CrN	CrN
Brass Messing	TiCN	TiCN
Bronze Bronze	TiCN	TiCN

13 DRILL SIZES BEFORE TAPPING
DURCHMESSER FÜR BOHRWERKZEUGE FÜR GEWINDEKERNLÖCHER

(1) Metric - ISO threads coarse pitch Metrisch - ISO Gewinde, grobverzahnt

Nominal diameter	Drill diameter	Nominal diameter	Drill diameter	Nominal diameter	Drill diameter	Nominal diameter	Drill diameter
		M3	2.5	**M11**	9.5	**M30**	26.5
M1	0.75	**M3.5**	2.9	**M12**	10.2	**M33**	29.5
M1.2	0.95	**M4**	3.3	**M14**	12.0	**M36**	32.0
M1.4	1.1	**M5**	4.2	**M16**	14.0	**M39**	35.0
M1.6	1.25	**M6**	5.0	**M18**	15.5	**M42**	37.5
M1.8	1.45	**M7**	6.0	**M20**	17.5	**M45**	40.5
M2	1.6	**M8**	6.8	**M22**	19.5	**M48**	43.0
M2.2	1.75	**M9**	7.8	**M24**	21.0	**M52**	47.0
M2.5	2.05	**M10**	8.5	**M27**	24.0	**M56**	50.5

(2) Metric ISO threads fine pitch
Metrisch - ISO Gewinde, feinverzahnt

Nominal diameter	Tap Pitch	Drill diameter
2.5	0.35	2.15
3	0.35	2.65
3.5	0.35	3.15
4	0.5	3.5
4.5	0.5	4
5	0.5	4.5
5.5	0.5	5
6	0.75	5.2

Nominal diameter	Tap Pitch	Drill diameter
7	0.75	6.2
8	0.75	7.2
8	1	7
9	0.75	8.2
9	1	8
10	0.75	9.2
10	1	9
10	1.25	8.8

TECHNICAL DATA

Nominal diameter	Tap Pitch	Drill diameter
11	0.75	10.2
11	1	10
12	1	11
12	1.25	10.8
12	1.5	10.5
14	1	13
14	1.25	12.8
14	1.5	12.5
15	1	14
15	1.5	13.5
16	1	15
16	1.5	14.5
17	1	16
17	1.5	15.5
18	1	17
18	1.5	16.5
18	2	16
20	1	19
20	1.5	18.5
20	2	18
22	1	21
22	1.5	20.5
22	2	20
24	1	23
24	1.5	22.5
24	2	22
25	1	24
25	1.5	23.5
25	2	23
26	1.5	24.5
27	1	26
27	1.5	25.5
27	2	25
28	1	27
28	1.5	26.5
28	2	26

Nominal diameter	Tap Pitch	Drill diameter
30	1	29
30	1.5	28.5
30	2	28
30	3	27
32	1.5	30.5
32	2	30
33	1.5	31.5
33	2	31
33	3	30
35	1.5	33.5
36	1.5	34.5
36	2	34
36	3	33
38	1.5	36.5
39	1.5	37.5
39	2	37
39	3	36
40	1.5	38.5
40	2	38
40	3	37
42	1.5	40.5
42	2	40
42	3	39
45	1.5	43.5
45	2	43
45	3	42
48	1.5	46.5
48	2	46
48	3	45
50	1.5	48.5
50	2	48
50	3	47
52	1.5	50.5
52	2	50
52	3	49

(3) WITHWORTH pipe threads (BSP)
WITHWORTH Rohrgewinde (BSP)

Nominal size	Drill diameter	Nominal size	Drill diameter
inches	mm	inches	mm
G1/8	8.8	G1-1/4	39.5
G1/4	11.8	G1-3/8	42.0
G3/8	15.25	G1-1/2	45.0
G1/2	19.0	G1-3/4	51.0
G5/8	21.0	G2	57.0
G3/4	24.5	G2-1/4	63.0
G7/8	28.25	G2-1/2	73.0
G1	30.75	G2-3/4	79.0
G11/8	35.5	G3	85.0

CARBIDE
HSS
i-ONE DRILLS
i-DREAM DRILLS
DREAM DRILLS -GENERAL
DREAM DRILLS -HIGH FEED
DREAM DRILLS -FLAT BOTTOM
DREAM DRILLS -INOX
DREAM DRILLS -ALU
DREAM DRILLS -CFRP
DREAM DRILLS -MQL
DREAM DRILLS for HIGH HARDENED STEELS
GENERAL CARBIDE DRILLS
MULTI-1 DRILLS
HPD DRILLS
GOLD-P DRILLS
SUPER-GP DRILLS
STRAIGHT SHANK DRILLS
TAPER SHANK DRILLS
NC-SPOTTING DRILLS
CENTER DRILLS
SPADE DRILLS
REAMERS
COUNTER SINKS
COUNTER BORES
TECHNICAL DATA

(4) American unified coarse threads Amerikanischer Standard, Grobverzahnung

UNC	Drill diameter		UNC	Drill diameter	
	inches	mm		inches	mm
No. 1	53	1.51	**7/16**	U	9.35
No. 2	50	1.78	**1/2**	27/64	10.71
No. 3	47	1.99	**9/16**	31/64	12.30
No. 4	43	2.26	**5/8**	17/32	13.49
No. 5	38	2.58	**3/4**	21/32	16.67
No. 6	36	2.71	**7/8**	49/64	19.44
No. 8	29	3.45	**1**	7/8	22.22
No. 10	25	3.8	**1-1/8**	63/64	25.00
No. 12	16	4.5	**1-1/4**	1-7/64	28.18
1/4	7	5.11	**1-3/8**	1-7/32	30.95
5/16	F	6.53	**1-1/2**	1-11/32	34.13
3/8	5/16	7.94			

(5) American unified fine threads Amerikanischer Standard, Feinverzahnung

NF	Drill diameter		NF	Drill diameter	
	inches	mm		inches	mm
No. 0	3/64	1.19	**3/8**	Q	8.43
No. 1	53	1.51	**7/16**	25/64	9.92
No. 2	50	1.78	**1/2**	29/64	11.51
No. 3	45	2.08	**9/16**	33/64	13.10
No. 4	42	2.37	**5/8**	37/64	14.86
No. 5	37	2.64	**3/4**	11/16	17.46
No. 6	33	2.87	**7/8**	13/16	20.64
No. 8	29	3.45	**1**	59/64	23.42
No. 10	21	4.04	**1-1/8**	1-3/64	26.59
No. 12	14	4.62	**1-1/4**	1-11/32	29.76
1/4	3	5.41	**1-3/8**	1-19/32	32.94
5/16	1	6.91	**1-1/2**	1-27/64	36.11

14 ISO TOLERANCE
ISO TOLERANZ

㎛=1/1000mm

Diameter (mm)	1 - 3 from to	3 - 6 over to	6 - 10 over to	10 - 18 over to	18 - 30 over to	30 - 50 over to
Tolerance range in ㎛ / Toleranzwerte in ㎛						
h6	0 - 6	0 - 8	0 - 9	0 - 11	0 - 13	0 - 16
h7	0 - 10	0 - 12	0 - 15	0 - 18	0 - 21	- 25
h8	0 - 14	0 - 18	0 - 22	0 - 27	0 - 33	0 - 25
m7	+ 12 + 2	+ 16 + 4	+ 21 + 6	+ 25 + 7	+ 29 + 8	+ 34 + 9

TECHNICAL DATA

15 TROUBLE SHOOTING IN DRILLING
PROBLEME UND ABHILFE

Occurrence of trouble	Cause of trouble	Countermeasures
Drill will not enter work **Bohrer dringt nicht durch werkstück**	1. Drill is dull. 2. Lip relief too small. 3. Too thick a web. 1. Bohrer ist stumpf 2. Hauptschneide ist zu klein 3. Kern ist zu dick	1. Grind lip relief sufficiently. 2. Grind web thinning. 3. Choose a drill with narrow web. 1. Schleifen der Hauptschneide 2. Kegeimantel schleifen 3. Bohrer mit engerem kern wählen
Margin chipping **Fasenbruch**	1.Oversized jig bushing. 1. Bohrbuchse ist zu ungleich.	1. Choose the suitable jig bushing for drill diameter 1. Den passenden Bohrbuchse wählen.
Cutting lip breaks **Bruch der Hauptschneide**	1. Lip relief too much. 2. Feed too heavy. 1. Zu große Entlastung der Hauptschneide 2. Vorschub zu stark	1. Grind lip relief sufficiently. 2. Decrease feed rate. 1. Schleifen der Hauptschneide 2. Vorschub verringern
Tang breaks **Bruch der Austrieblappen am kagelschaft**	1. Imperfect fit between taper shank and socket. 2. Burred or Badly worn sockets. 1. Befestigung zwischen Morsekegel und Aufnahme ungenügend 2. Verschleiß der Aufnahme	1. Clean the dirt or chips in sockets. 2. Change the worn sockets to new ones. 1. Schmutz oder Späne in der Aufnahme entfernen 2. Aufnahme wechseln
Drill breaks in brass **Bohrer bricht in Messing**	1. Unsuitable drill 2. Flutes clogged with chips 1. Unpassender Bohrer 2. Schneiden durch Späne verstopft	1. Choose the suitable drill for work material. 1. Den passenden Bohrer wählen
Chipping of drill center **Brüche auf der Querschneide**	1. Lip relief too much. 2. Feed too heavy. 1. Zu große Entlastung der Hauptschneide 2. Vorschub zu stark	1. Grind lip relief sufficiently. 2. Decrease feed rate. 1. Schleifen der Hauptschneide 2. Vorschub verringern
Hole oversize **Übergröße des Lochs**	1. Unequal angle or length of cutting edges. 2. Loosen spindle. 1. Ungleicher Winkel oder Länge der Hauptschneiden 2. Lockere Spindel	1. Resharpening point, choose correct drills. 2. Tighten spindle sufficiently. 1. Nachschleifen der Bohrspitze, passenden Bohrer wählen 2. Spindel ausreichend befestigen
Outer corners broken down. **Brüche in der Schneidenecke**	1. Cutting speed too high. 2. Hard spots in work material. 3. Flutes clogged with chips. 4. Too wear of drills. 1. Schnittgeschwindigkeit zu hoch 2. Harte Flächen im Werkstück 3. Schneiden durch Späne verstopft 4. Verschieiß des Bohrers zu groß	1. Grind point to suit work material. 2. Decrease the feed rates. 3. Resharpening early beforce too wear. 1. Bohrspitge nachschleifen und ans Werkstück anpassen 2. Vorschub verringern 3. Nachschleifen vor zu groß ern Verschleiß
Large chip of one flute and small chip of other flute **Ungleiche Späne auf den Schneiden**	1. Improperly ground point. 2. Only one lip doing all the cutting 1. Bohrspitze nicht richtig geschliffen 2. Nur eine Schneide bohrt	1. Properly grind point. 2. Grind point with same point angle and length of lip 3. Grind with small lip height. 1. Bohrspitze richtig schleifen 2. Bohrspitze mit dern gleichen Spitzenwinkel und Länge nachschleifen 3. Schleifen mit geringer Hauptschneidenhöhe
Hole rough **Grobes Loch**	1. Improperly ground point. 2. Unenough coolant supply 3. Too much feed. 4. Fixture not rigid. 1. Bohrspitze nicht richtig geschliffen 2. Ungenügende Kühlmittelzufuhr 3. Vorschub zu hoch 4. Befestigung nicht stabil	1. Properly grind point. 2. Supply coolant enough. 3. Decrease the feed rate. 4. Tighten the fixture or replace. 1. Bohrspitze richtig schleifen 2. Genügend Kühlmittel züfuren 3. Vorschub verringern 4. Befestigung stabilisieren oder erneuern

CARBIDE
HSS
i-ONE DRILLS
i-DREAM DRILLS
DREAM DRILLS -GENERAL
DREAM DRILLS -HIGH FEED
DREAM DRILLS -FLAT BOTTOM
DREAM DRILLS -INOX
DREAM DRILLS -ALU
DREAM DRILLS -CFRP
DREAM DRILLS -MQL
DREAM DRILLS for HIGH HARDENED STEELS
GENERAL CARBIDE DRILLS
MULTI-1 DRILLS
HPD DRILLS
GOLD-P DRILLS
SUPER-GP DRILLS
STRAIGHT SHANK DRILLS
TAPER SHANK DRILLS
NC-SPOTTING DRILLS
CENTER DRILLS
SPADE DRILLS
REAMERS
COUNTER SINKS
COUNTER BORES
TECHNICAL DATA

16 CHARACTERISTIC OF DREAM DRILLS
MERKMALE VON DREAM BOHRER

- YG-1's Dream Drill Series are suitable for high speed and accurate drilling operations by special design and high quality.
  YG-1's DREAM Bohrer Serien sind durch ihre spezielle konstruktion und höchste Genauigkeit geeignet zum Hochgeschwindigkeitsbohren und für genaue Bohrvorgänge.
- Good performance for Steels, Cast Irons, Tool steels, Alloy steels and Stainless steels.
  Gute Leistung bei Stählen, Grauguss, Werkzeugstählen, Stahllegierungen sowie bei Rost-und Säurebeständigen Stählen.
- Rapid chip evacuation and excellent chip breaking can be achieved by special designed cutting edges on point and chip breakers on leading edges.
  Schnelle Spanabfuhr und hervorragender Spanbruch durch speziell entwickelte Schneidengeometrien und Spanbrechern.
- High accuracy and stability.
  Hohe Genauigkeit und Stabilität.
- Longer tool life with TiAlN coating.
  Höhere Standzeiten mit TiAlN-Beschichtungen.
- Self-centering
  Selbstzentrierend

17 HONING GUIDE OF DREAM DRILLS
HINWEIS ZUM HONEN VON DREAM BOHRER

■ Dimension of Honing
Abmessung beim Honen

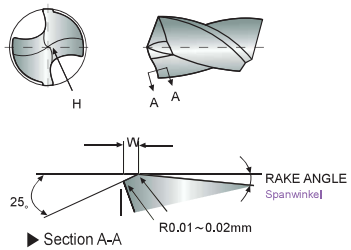

■ Scraper
Schaben



for Roughing (#140)
Grob

for Finishing (#230~#400)
Finish

Work Material	Alloy Steels	Mild Steels	Cast Iron
W(mm)	0.15~0.2	0.1~0.15	0.03

▶The dimension W of stocked products is 0.1~0.15.
Das Maß w ist bei lagerhaltigen Produkten 0.1~0.15.

18 USE OF DREAM DRILLS
VERWENDUNG VON DREAM BOHRER

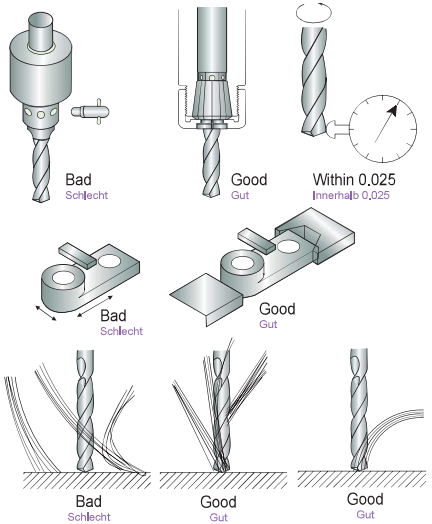

▶ Chucking with spring collet correctly.
Richtiges Spannen mit Spannzangen.

▶ Radial run out at cutting lip must not exceed 0.025 mm.
Radialer Rundlauf und der Schneidlippe darf nicht 0.025 überschreiten.

▶ Tighten clamp of work piece.
Sicheres Spannen des Werkstückes

▶ Supply coolant enough to the entrance of hole.
Ausreichend Kühlmittelzufluss am Bohrloch.

▶ When using Dream Drills with Coolant holes, supply high pressure coolant.
Beim Verwenden von DREAM BOHRER mit Kühlkanal wird Hochdruckkühlung benötigt.

19 SHANK TYPE DREAM DRILLS WITH COOLANT HOLES
SCHAFTAUSFÜHRUNG DREAM BOHRER MIT KÜHLKANAL

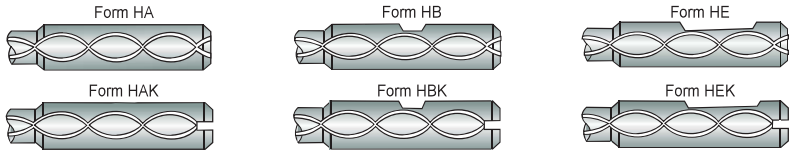

▶ Shank Type of stocked products is Form HA.
Schaftausführung von lagerhaltigen Produkten ist HA.

▶ Other shank types are available on your request.
Andere Schaftausführungen können geliefert werden.

ISO	VDI 3323	Material Description	Composition / Structure / Heat Treatment		HB	HRc	Examples
P	1	Non-alloyed steel	About 0.15% C	Annealed	125		S15C, C15, 1015
	2		About 0.45% C	Annealed	190	13	S45C, C45, 1045
	3		About 0.45% C	Quenched & tempered	250	25	
	4		About 0.75% C	Annealed	270	28	SK5, Ck75, 1080
	5		About 0.75% C	Quenched & Tempered	300	32	
	6	Low-alloyed Steel		Annealed	180	10	SCM440, 42CrMo4, 410
	7			Quenched & Tempered	275	29	
	8			Quenched & Tempered	300	32	
	9			Quenched & Tempered	350	38	
	10	High-alloyed steel, and tool steel		Annealed	200	15	SKD, D2
	11			Quenched & Tempered	325	35	SKH, SUH, M42
M	12	Stainless Steel	Ferritic / Martensitic	Annealed	200	15	SUS 420, X40Cr13, 420
	13		Martensitic	Quenched & Tempered	240	23	
	14		Austenitic		180	10	SUS 316, 316, X5CrNiMo 17 12 2
K	15	Grey cast iron	Pearlitic / Ferritic		180	10	FC, GG, EN-GJL-250
	16		Pearlitic (Martensitic)		260	26	
	17	Nodular cast iron	Ferritic		160	3	FCD, GGG, EN-GJS-500-7
	18		Pearlitic		250	25	
	19	Malleable cast iron	Ferritic		130		FCMW, FCMP, GTS, GJMB350-10
	20		Pearlitic		230	21	
N	21	Aluminum-wrought alloy	Not Curable		60		SAE 1000, AlMg 1, 3.3315
	22		Curable	Hardened	100		SAE 7050, AlCuMg 1, 3.1325
	23	Aluminum-cast, alloyed	≤ 12% Si, Not Curable		75		ADC12, G-AlSi12, 3.2581
	24		≤ 12% Si, Curable	Hardened	90		C4BS, G-AlSi10Mg, 3.2381
	25		> 12% Si, Not Curable		130		
	26	Copper and copper alloys (Bronze / Brass)	Cutting Alloys, PB>1%		110		CuZn36Pb 3, 2.0375
	27		CuZn, CuSnZn (Brass)		90		CuZn 15, 2.0240
	28		CuSn, lead-free copper and electrolytic copper		100		G-CuZn40Fe, 2.0590
	29	Non-metallic materials	Duroplastic, Fiber Reinforced Plastic				CFRP
	30		Rubber, Wood, etc.				
S	31	Heat resistant super alloys	Fe Based	Annealed	200	15	X12 NiCrSi 36-16, 1.4864
	32			Aged	280	30	
	33		Ni or Co Based	Annealed	250	25	Inconel 718, NiCr20TiAl, 2.4631
	34			Aged	350	38	NiCu30Al, 2.4375
	35			Cast	320	34	G-X120Mn12, 1.3401
	36	Titanium alloys	Pure Titanium		400 Rm		
	37		Alpha + Beta Alloys	Hardened	1050 Rm		TiAl6V4, 3.7165
H	38	Hardened steel		Hardened	550	55	SK3
	39			Hardened	630	60	
	40	Chilled cast iron		Cast	400	42	
	41	Hardened cast iron		Hardened	550	55	

P	VDI 3323	Material Description	Composition / Structure / Heat Treatment	HB	HRc
	1	Non-alloyed steel	About 0.15% C, Annealed	125	

Mat'l No.	JIS	DIN	AISI/ASTM/SAE	BS	EN	AFNOR	SS	UNI	UNE / IHA	UNS	GOST	Brands
1.0037	STKM 12 C	St 37-2	-	4360 40 B	S235JR	E24-2	1311	Fe 360 B			16D	
1.0038	STKM 12 A	St 37-3	A570.36	4360 40 C	S275J2G3	E28-3	1312	Fe 360 D FF			ST14KP	
1.0045	SM 490 YA	S 355 JR	-	-	S 1207	E36-2	-	Fe 510 BFN				
1.0050	SS 50	St 50-2	A570 Gr. 50	4360 50 B	E 295	A50-2	2172	Fe 490			ST5PS	
1.0060	SM 58	St 60-2	A572 Gr. 65	4360 55 E	-	A60-2	1650	Fe 60-2			ST6PS	
1.0114		S 235 J0	-	En 40C	S 235 J0	E24-3		Fe 360 CFN				
1.0143		S 275 J0	-	-	S 275 J0	E28-3	1414	Fe 430 C				
1.0144	SM41C, SM400	St 44-3 N	A573 Gr. 81	4360 43C	S 275 J2 G3	E28-3	1412	Fe 430 D FF			ST14KP	
1.0149		Ro St 44-2	-	43C	S 275 J0 H	-	1412	Fe430C				
1.0301	S10C	C10	1010	045M10	C10	34C10, XC10		C10	F.1511	G10100	10	
1.0330	SPCC	St 12	-	DC 01	Fe P01	DC 01/Fe P01	1142	Fe P01			15KP	
1.0335	SPHE	D D 13 (StW 24)	A622(1008)	H S 3	D D 13	3C		FeP13			08KP	
1.0338	SPCE	St 4	A620(1008)	14491CR	Fe P04	Fe 14	1147	DC04/FeP04			08JU	
1.0345	SPV 50	P235 GH	A516 Gr. 65	P 235 GH	P 235 GH	A 37 CP	1330	Fe E 235		K02503		
1.0401	S15C	C15	1015	080M15	-	C18RR, XC18	1350	C15, C16	F.1110	G101/0	15	
1.0402	S20C	C22	1020	050 A 20	1 C 22	C20	1450	C 20	F.1120	G10200	20	
1.0425	SPV315	P265GH/HII				A42CP	1430	Fe4101KW		K02801	16K	
1.0443	SC 450	GS-45	A2765-35	A1		E23-45M	1305					
1.0539		S355NH				TSE355-4	2134	Fe510B				
1.0545		S355N		4360-50E		E355R	2334	FeE355KG				
1.0546		S355NL		4360-50EE		E355FP	2135	FeE355KT				
1.0547		S355J0H		4360-50C		TSE355-3	2172	Fe510C				
1.0549		S355NLH					2135	Fe510D				
1.0553	SM 520 M	St52-3U	A14880-40	4360-50C		320-560M	1606	Fe510C				
1.0562	SM490A	St E 355	A633 Gr. C	P 355 N		FeE355KGN	2132	Fe E 355 KG		K12000	15GF	
1.0565		W St E 355		P 355 NH		P 355 NH	2106	Fe E 355 KW		K01600		
1.0566	SLA 37	T St E 355		P 355 NL1		P 355 NL1	2107	Fe E 355 KT				
1.0570	SM 50 YA	St 52-3	1	4360-50 C	S355JR	E36-3	2172	Fe 510 B			17G1S	
1.0715	SUM22	9SMn28	1213	230M07		S250	1912	CF5Mn28	F.2111	G12130		
1.0718	SUM22L	9SMnPb28	12L13			S250Pb	1914	CF9SMnPb28	F.2112	G12134		
1.0721		10S20	1108	10S20		10S20		CF10S20	F.2121	G11080		
1.0722		10SPb20	11L08			10PbF2		CF10SPb20		G11084		
1.0736	SUM25	9SMn36	1215			S300		CF9Mn36	F.2113	G12150		
1.0737		9SMnPb36	12L14			S300Pb	1926	CF9SMnPb36	F.2114	G12144		
1.0972		S315MC		1501-40F30		E315D						
1.0976		S355MC		1501-43F35		E355D	2642	FeE355TM				
1.0982		S460MC		1501-50F45								
1.0984		S500MC				E490D	2662	FeE490TM				
1.0986		S500MC		1501-60F55		E560D		FeE560TM				
1.1121	S10C	Ck10	1010	040A10		XC10	1265	C10	F.1510	G10100	10	
1.1141	S15	Ck15	1015	040A15	32C	XC15	1370	C15	F.1110	G10150	15	
1.1151	S20C	C22E	1020	055M15		2C22	1450	C20	F.1120	G10230	20	
1.8900	S25C	StE380	A572-60	436055E			2145	FeE390KG				
		St44-2	A36	436043A		NFA35-501E28	1411					
		StE320-37		1501160			1421					

P — VDI 3323 2

Material Description	Composition / Structure / Heat Treatment	HB	HRc
Non-alloyed steel	About 0.45% C, Annealed	190	13

Mat'l No.	JIS	DIN	AISI/ASTM/SAE	BS	EN	AFNOR	SS	UNI	UNE / IHA	UNS	GOST	Brands
1.0501	S35C	C35	1035	080A32		1C35	1572	C35	F.113	G10350	35	
1.0503	S45C	C45	1045	060A47		XC42H1TS	1672	C45	F.114	G10450	45	
1.0511	S40C	C40	1040	080M40		1C40		C40	F.114.A	G10400	40	
1.0540	S 50 C	C50					1674	C50		G10500		
1.0551		GS-52	A2770-36	A2		280-480M	1505					
1.0553	SM 520 M	St52-3U	A14880-40	436D-50C		320-560M	1606	Fe510C				
1.0577		S 355 J 2 G 4	A738	Fe 510 D 2 FF		A52FP	2107					
1.0726		35S20	1140	212M36	8M	35MF6	1957			G11400	40	
1.0727		45S20	1146			45MF4	1973			G11460		
1.1157		40Mn4	1039	150M36	15	40M5				G10390	40G	
1.1158	S25C	C25E	1025	070M25		XC25		C25	F.1120	G10250	25	
1.1166	SMn433H	34Mn5	1536						TOB	G15360		
1.1167	SMn438(H)	36Mn5	1335	150M36		40M5	2120	36Mn6	F.1203	G13350	35G2	
1.1170	SCMn1	28Mn6	1330	150M28	14A	20M5		C28Mn	28Mn6	G13300	30G	
1.1178	S 30 C	C30E		080M30		XC32		C30	2C30	G10300		
1.1180		C35R	1035	080A35		3C35	1572		F.1135	G10350		
1.1181	S35C	C35E	1035	080A35		XC38	1572	C36	F.1130	G10340	35	
1.1191	S45C	Ck45	1045	080A46		XC45	1672	C45	F.1140		45	
1.1206	S 50 C	C50E	1050	080M50		2C50	1674	C50		G10500	50	
1.1213	S50C	Cf53	1050	070M55		XC48HTS	1674	C53		G10500	50	

P — VDI 3323 3

Material Description	Composition / Structure / Heat Treatment	HB	HRc
Non-alloyed steel	About 0.45% C, Annealed	250	25

Mat'l No.	JIS	DIN	AISI/ASTM/SAE	BS	EN	AFNOR	SS	UNI	UNE / IHA	UNS	GOST	Brands
1.0481	SG365	17 Mn 4/P 295 GH	A516 Gr. 70	224-460B	P 295 GH	A 48 CP	2102	Fe E 295	A47RCI	K03501	14G2	
1.0501	S35C	C35	1035	080A32		1C35	1572	C35	F.1130	G10350	35	
1.0503	S45C	C45	1045	060A47		XC42H1TS	1672	C45	F.1140	G10450	45	
1.0614		C76D	1074			XC75				G10750		
1.0616		C86D	1086			XC80		C85		G10860		
1.0618		C92D	1095			XC90				G10950		
1.0726		35S20	1140	212M36	8M	35MF6	1957			G11400	40	
1.1157		40Mn4	1039	150M36	15	40M5				G10390	40G	
1.1165	SMn433H	30Mn5	1036	120M36		35M5		30Mn5	F.8211	K13300	30G2	
1.1167	SMn438(H)	36Mn5	1335	150M36		40M5	2120	36Mn6	F.1203	G13350	35G2	
1.1186	S40C	C40E	1040	060A40		2C40		C40		G10400		
1.1191	S45C	Ck45	1045	080M46		2C45	1672	C45	F.1140		45	
1.1201	S50C	C45R	1049	080M46		3C45	1660	C45	F.1145		38HM	
1.1213	S50C	Cf53	1050	070M55		XC48HTS	1674	C53		G10500	50	
1.7242	SCM 418 H	18CrMo4										
1.7337		16CrMo4-4	A387 Gr.12					A18CrMo45KW		K11564	15C M	
1.7362	SCMV 6	12CrMo195		3606-625		Z10CD5-05		16CrMo205		K41545		
		17MnV6	A572-60	436055E		NFA35-501E36	2142					

P — VDI 3323 4

Material Description	Composition / Structure / Heat Treatment	HB	HRc
Non-alloyed steel	About 0.75% C, Annealed	270	28

Mat'l No.	JIS	DIN	AISI/ASTM/SAE	BS	EN	AFNOR	SS	UNI	UNE / IHA	UNS	GOST	Brands
1.0603	S 70 C -CSP	C67	107	080A67		XC65		C67		G10700		
1.0605		C75	1075	144980HS				C75		G10740	75	
1.1203	S55C	Ck55	1055	060A57		2C55	1655	C55	F.1150	G10550	55	
1.1209		C55R	1055	070M55		3C55		C55	F.1155	G10550		
1.1221	S58C	Ck60	1060	060A62	43D	2C60	1678	C60	F.1150	G10640	60	
1.1231	S 70 C-CSP	C67E	1070	060A67		XC68	1770	C70	F.5103	G10700	65GA	
1.1248	C 75	C75E	1074	060A78		XC75	1774	C75	F.5107	G10800	75(A)	
1.1269	SK 5 -CSP	C85E	1086			XC90		C90		G10900	85(A)	
1.1274	SUP4	Ck 101	1095	060 A 96	C 100S	XC100	1870	C100	F.5117	G10950		
1.1545	SK 3	C 105 W1	W1	BW 2	C 105U	Y1 105	1880	C 100 KU	F.5118		U10A	
1.1663	SK 2	C 125W	W112			Y2120					U13	

P — VDI 3323 5

Material Description	Composition / Structure / Heat Treatment	HB	HRc
Non-alloyed steel	About 0.75% C, Quenched & Tempered	300	32

Mat'l No.	JIS	DIN	AISI/ASTM/SAE	BS	EN	AFNOR	SS	UNI	UNE / IHA	UNS	GOST	Brands
1.0070		St 70-2	1055	Fe690-2FN	-	A70-2	1655	Fe 690	F.1150		55	
1.0535	S55C	C55	1055	070M55		1C55	1655	C55		J05000	55	
1.0601	S58C	C60	1060	060A62	43D	1C60		C60		G10600	60(G)	
1.1203	S55C	Ck55	1055	060A57		2C55	1655	C55	F.1150	G10550	55	
1.1221	S58C	Ck60	1060	060A62	43D	2C60	1678	C60	F.1150	G10640	60	
1.1274	SUP4	Ck 101	1095	060 A 96	C 100S	XC100	1870	C100	F.5117	G10950		
1.1545	SK 3	C 105 W1	W1	BW 2	C 105U	Y1 105	1880	C 100 KU	F.5118		U10A	
1.1663	SK 2	C125W	W112			Y2120					U13	
1.5120		38MnSi4										
1.5710	SNC236	36NiCr6	3135	640A35	111A	35NC6						
1.7701		51CrMoV4						51CrMoV4				

P	VDI 3323	Material Description	Composition / Structure / Heat Treatment	HB	HRc
	6	Low-alloyed Steel	Annealed	180	10

Mat'l No.	JIS	DIN	AISI/ASTM/SAE	BS	EN	AFNOR	SS	UNI	UNE / IHA	UNS	GOST	Brands
1.0116		St 37-3	A570 Gr. 36	4360-40C	S 235 J2 G3	E24-3	1312	Fe 360 D1(2)	AE235D		ST3KP	
1.0904	SKH 1, SKT 4	55Si7	9255	250A53	45	55S7	2085	55Si8	56Si7	G92550	55S2	
1.0961	SUP 7	60SiCr7	9262			60SC6		60SiCr8	60SiCr8	G92620		
1.2067		100Cr6	L3	BL3		Y100C6			100Cr6			
1.2108		90CrSi5	L1				2092	105WCR5				
1.2210		115CrV3	L2			100C3		107CrV3KU	F.520L		11KHF	
1.2241		51CrV4										
1.2330	SCM435TK	35CrMo4	4135	708A37		34CD4	2234	35CrMo4			35KHM	
1.2419	SKS31	105WCr6		105WC13		105WC13	2140	10WCr6			C WG	
1.2510	SKS3	100MnCrW4	O1	BO1		90 MWCV 5	2140	95 MnWCr 5 KU	F.5220		9KHVG	
1.2542		45WCrV7	S1	BS1			2710	45WCrV8KU			5C W2SF	
1.2550		60WCrV7	S1			55WC20	2710	58WCr9KU			5KHV2SF	
1.2713	SKT4	55NiCrMoV6	L6			55NCDV7			F.520S		5C NM	
1.2721		50NiCr13	L6			55NCV6	2550		F.528			
1.2842		90MnCrV8	O2	BO2		90MV8				T31502	9G2F	
1.3501		100Cr2	E50100									
1.3505	SUJ2	100Cr6	52100	2S135	31	100C6	2258	100Cr6	F.1310		SC C 15	
1.5024		46Si7				45S7		46Si7	F.1451			
1.5025		51Si7	9259H		50Si7	51S7	2090	50Si7	F.1450			
1.5026		55Si7			56Si7	55S7	2085	55Si7	F.1440	G92550	55S2	
1.5027		60Si7	9260	251A60	60Si7	60S7		60Si7	F.1441	G92600	60S2	
1.5028	SUP7	65Si7	9260H									
1.5415	STFA 12	15Mo3	A204Gr.A	1503-243B		15D3	2912	16Mo3(KG)	F.2601	K11820		
1.5419	SCPH11	20Mo4	4419	1503-243-430			2512	G20Mo5		G44190		
1.5423	SB450M	16Mo5	4520	1503-245-420				16Mo5(KG)	F.2602	K11522		
1.5622		14Ni6	A350-LF5			16N6		14Ni6(KG)	F.2641			
1.5732	SNC415(H)	14NiCr10	3415			14NC11		16NiCr11				
1.5752	SNC815(H)	14NiCr14	3310	655M13	36A	12NC15					20X2H4A	
1.6511	SUP10	36CrNiMo4	9840	816M40	110	40NCD3		36NiCrMo4(KB)			40C N2MA	
1.6523	SNCM220(H)	21NiCrMo2	8620	805M20	362	20NCD2	2506	20NiCrMo2			20C GNM	
1.6546	SNCM240	40NiCrMo2-2	8740	311-Type7				40NiCrMo2(KB)			38C GNM	
1.6566		17CrNiMo6-4										
1.6587		17CrNiMo6		820A16		18NCD6		14NiCrMo13				
1.6657		10NiCrMo13-4						14NiCrMo131				
1.7015	SCr415(H)	10Cr3	5015	523M15		12C3				G50150	15C	
1.7033	SCr430(H)	34Cr4	5132	530A32	18B	32C4		34Cr4(KB)		G51300	35C	
1.7035	SCr440(H)	41Cr4	5140	530M40	18	42C4	2245	41Cr4		G51400	40H	
1.7131	SCR 415	16MnCr5	5115	527M17		16MC5	2511	16MnCr5		G51150	12KHN2	
1.7139		16MnCrS5					2127				18HG	
1.7176	SUP9(A)	55Cr3	5155	527A60	48	55C3	2253	55Cr3			50C GA	
1.7218	SCM420	25CrMo4	4130	CDS110		25CD4	2225	25CrMo4(KB)			20C M	
1.7220	SCM432	34CrMo4	4135	708 A 37		35CD4	2234	34CrMo4			35C M	
1.7223	SNB22-1	41CrMo4	4142					41CrMo4			40C FA	
1.7225	SCM 440 (H)	42CrMo4	4140	708 M 40	42 CrMo 4	42 CD 4	2244	42 CrMo 4	F.1252		38HM	
1.7228		55NiCrMoV6G		823M30	33		2512	653M31				
1.7262	SCM415(H)	15CrMo5				12CD4	2216	12CrMo4				
1.7321		20mOcR4					2625					
1.7335	SCM415(H)	13CrMo4-4	A182-F11	1501-620		15CD4-5	2216	14CrMo45			12C M	
1.7361		32CrMo12		722M24	40B	30CD12	2240	30CrMo12	F.124A			
1.7380		10CrMo9-10	A182F22	1501-622		12CD9-10	2218	12CrMo9			12KH8	

TECHNICAL DATA
Technical Information
Material Groups

P	VDI 3323	Material Description	Composition / Structure / Heat Treatment	HB	HRc
	6	Low-alloyed Steel	Annealed	180	10

Mat'l No.	JIS	DIN	AISI/ASTM/SAE	BS	EN	AFNOR	SS	UNI	UNE / IHA	UNS	GOST	Brands
1.7715		14MoV6-3		1503-660-440				13MoCrV6				
1.8159	SUP 10	50CrV4	6150	735A50	47	50CrV4	2230	50CrV4		G61500	50C GFA	
1.8161		58CrV4										
1.8509	SACM 645	41CrAlMo7	A355A	905M39	41B	40CAD6-12	2940	41CrAlMo7				
1.8523		39CrMoV13-9		897M39	40C			36CrMoV12				

P	VDI 3323	Material Description	Composition / Structure / Heat Treatment	HB	HRc
	7	Low-alloyed Steel	Quenched & Tempered	275	29

Mat'l No.	JIS	DIN	AISI/ASTM/SAE	BS	EN	AFNOR	SS	UNI	UNE / IHA	UNS	GOST	Brands
1.5415	STFA 12	15Mo3	A204Gr.A	1503-243B		15D3	2912	16Mo3(KG)	F.2601	K11820		
1.5423	SB450M	16Mo5	4520	1503-245-420				16Mo5(KG)	F.2602	K11522		
1.5622		14Ni6	A350-LF5			16N6		14Ni6(KG)	F.2641			
1.5732	SNC415(H)	14NiCr10	3415			14NC11		16NiCr11				
1.5752	SNC815(H)	14NiCr14	3310	655M13	36A	12NC15					20X2H4A	
1.5755	SNC236	31NiCr14		653M31		18NC13	2534		F.1270			
1.6565	SNCM447	40NiCrMo6	4340	817M40	24	35NCD6	2541	35NiCrMo6(KB)			38C 2N2MA	
1.6587		17CrNiMo6		820A16		18NCD6		14NiCrMo13				
1.6657		10NiCrMo13-4						14NiCrMo131				
1.6957		26NiCrMoV14-5										
1.7015	SCr415(H)	10Cr3	5015	523M15		12C3				G50150	15C	
1.7262	SCM415(H)	15CrMo5				12CD4	2216	12CrMo4				
1.7335	SCM415(H)	13CrMo4-4	A182-F11	1501-620		15CD4-5	2216	14CrMo45			12C M	
1.7380		10CrMo9-10	A182F22	1501-622		12CD9-10	2218	12CrMo9			12KH8	
1.7715		14MoV6-3		1503-660-440				13MoCrV6				
1.7733		24CrMoV55				20CDV6		21CrMoV511				
1.7755		GS-45CrMoV10-4										
1.8070		21CrMoV511						35NiCr9				

P	VDI 3323	Material Description	Composition / Structure / Heat Treatment	HB	HRc
	8	Low-alloyed Steel	Quenched & tempered	300	32

Mat'l No.	JIS	DIN	AISI/ASTM/SAE	BS	EN	AFNOR	SS	UNI	UNE / IHA	UNS	GOST	Brands
1.1730		C45W3	C45W			XC48						
1.2332	SCM(440)	47CrMo4	4142	708M40	19A	42CD4	2244	42CrMo4				
1.5736	SNC 631 (H)	36NiCr10	3435			30NC11						
1.6523	SNCM220(H)	21NiCrMo2	8620	805M20	362	20NCD2	2506	20NiCrMo2			20C GNM	
1.7033	SCr430(H)	34Cr4	5132	530A32	18B	32C4		34Cr4(KB)		G51300	35C	
1.7218	SCM420	25CrMo4	4130	CDS110		25CD4	2225	25CrMo4(KB)			20C M	
1.8515		32CrMo12		722M24	40B	30CD12	2240	32CrMo12	F.124A			

P — VDI 3323 9

Material Description	Composition / Structure / Heat Treatment	HB	HRc
Low-alloyed Steel	Quenched & Tempered	350	38

Mat'l No.	JIS	DIN	AISI/ASTM/SAE	BS	EN	AFNOR	SS	UNI	UNE / IHA	UNS	GOST	Brands
1.0904	SKH 1, SKT 4	55Si7	9255	250A53	45	55S7	2085	55Si8		G92550	55S2	
1.0961	SUP 7	60SiCr7	9262			60SC6		60SiCr8		G92620		
1.2067		100Cr6	L3	BL3		Y100C6		100Cr6				
1.2419	SKS31	105WCr6		105WC13		105WC13	2140	10WCr6			C WG	
1.2542		45WCrV7	S1	BS1			2710	45WCrV8KU			5C W25F	
1.2713	SKT4	55NiCrMoV6	L6			55NCDV7			F.520S		5C NM	
1.4882		X50CrMnNiNbN219				Z50CMNNb21-09						
1.5120		38MnSi4										
1.5710	SNC236	36NiCr6	3135	640A35	111A	35NC6						
1.5755	SNC236	31NiCr14		830m31		18NC13	2534		F.1270			
1.6511	SUP10	36CrNiMo4	9840	816M40	110	40NCD3		36NiCrMo4(KB)			40C N2MA	
1.6546	SNCM240	40NiCrMo2-2	8740	311-Type7				40NiCrMo2(KB)			38C GNM	
1.7035	SCr440(H)	41Cr4	5140	530M40	18	42C4	2245	41Cr4		G51400	40H	
1.7176	SUP9(A)	55Cr3	5155	527A60	48	55C3	2253	55Cr3			50C GA	
1.7220	SCM432	34CrMo4	4135	708Aa37		35CD4	2234	34CrMo4			35C M	
1.7223	SNB22-1	41CrMo4	4142					41CrMo4			40C FA	
1.7225	SCM 440 (H)	42CrMo4	4140	708 M 40	42 CrMo 4	42 CD 4	2244	42 CrMo 4	F.1252		38HM	
1.7361		32CrMo12		722M24	40B	30CD12	2240	30CrMo12	F.124A			
1.8159	SUP 10	50CrV4	6150	735A50	47	50CrV4	2230	50CrV4	51CrV4	G61500	50C GFA	
1.8161		58CrV4										
1.8509	SACM 645	41CrAlMo7	A355A	905M39	41B	40CAD6-12	2940	41CrAlMo7				
1.8523		39CrMoV13-9		897M39	40C			36CrMoV12				

P — VDI 3323 10

Material Description	Composition / Structure / Heat Treatment	HB	HRc
High-alloyed steel, and tool steel	Annealed	200	15

Mat'l No.	JIS	DIN	AISI/ASTM/SAE	BS	EN	AFNOR	SS	UNI	UNE / IHA	UNS	GOST	Brands
1.0347	SPCD	RR St 3	A619	CR 3	Fe P03	F 13		DC03/FeP03			08JU	
1.0723	SUM32	15S22		210A15			1922		F.210F			
1.2080	SKD1	X210Cr12	D3	BD3	X210Cr12	Z200C12		X205Cr12KU		T30403	KH12	
1.2162	SCR 420 H	21MnCr5				20MC5						
1.2311		40CrMnMo7				40CMD8		35cRm08KU				
1.2312		40CrMnMoS8.6	P20+S			40CMD8S						
1.2316		X36CrMo17			X38CrMo16							
1.2343	SKD 6	X38CrMoV5-1	H11	BH11		Z38CDV5		X37CrMoV51KU		T20811	4C 5MF5	
1.2344	SKD61	X40CrMoV5-1	H13	BH13		Z40CDV5	2242	X40CrMoV511KU	F.5318	T20813	4C 5MF1S	
1.2363	SKD12	X100CrMoV5-1	A2	BA2		Z100CDV5	2260	X100CrMoV51KU	F.5227		9KH5VF	
1.2379	SKD11	X155CrVMo121	D2	BD2		Z160CDV12	2310	X165CrMoW12KU		T30402	KH12MF	KRUPP2379
1.2436	SKD 2	X210CrW12	D4(D6)	BD6		Z200CD12	2312	X215CrW121KU	F.5213		KH12	

NEXT PAGE ▶

TECHNICAL DATA
Technical Information
Material Groups

P — VDI 3323 10

Material Description	Composition / Structure / Heat Treatment	HB	HRc
High-alloyed steel, and tool steel	Annealed	200	15

Mat'l No.	JIS	DIN	AISI/ASTM/SAE	BS	EN	AFNOR	SS	UNI	UNE / IHA	UNS	GOST	Brands
1.2510	SKS3	100MnCrW4	O1	BO1		90 MWCV 5	2140	95 MnWCr 5 KU	F.5220		9KHVG	
1.2581	SKD5	X30WCrV9-3	H21	BH21		Z30WCV9		X30WCrV93KU	F.526	T20821	3C 2W8F	
1.2601		X165CrMoV12					2310	X160CrMoV12			KH12MF	
1.2606	SKD 62	X37CrMoW51	H12	BH12		Z35CWDV5		X35CrMoW05KU	F.537	T20812	5C NM	
1.2764		X19NiCrMo4										
1.2767		X45NiCrMo4				45NCD16		40NiCrMoV8KU				
1.2842		90MnCrV8	O2	BO2		90MV8		90MnVCr8KU		T31502	9G2F	
1.3243	SKH55	S6-5-2-5	T15			KCV06-05-05-04-02	2723	HS6-5-2-5			R6M5K5	
1.3249	SKH 3	S18-1-2-5	T4	BT4		Z80WKCV18-05-04					R18KSF2	
1.3343	SKH51, SKH9	S6-5-2	M2	BM2		Z85WDCV	2722	HS652	F.5604		R6M5	
1.3348	SKH 58	S2-9-2	M7			Z100DCWV09-04-02	2782	HS292	F.5607			
1.3355	SKH 2	S18-0-1	T1	BT1		Z80WCV18-4-01					R18	
1.4718	SUH1	X45CrSi9-3	HNV3	401S45	52	Z45CS9		X45CrSi8	F.322		40C 9S2	
1.5662	SL9N60(53)	X8Ni9	ASMA353	502-650		9Ni		X10Ni9	F.2645			
1.5680		12Ni19	2S15	12Ni19		Z18N5						

P — VDI 3323 11

Material Description	Composition / Structure / Heat Treatment	HB	HRc
High-alloyed steel, and tool steel	Quenched & Tempered	325	35

Mat'l No.	JIS	DIN	AISI/ASTM/SAE	BS	EN	AFNOR	SS	UNI	UNE / IHA	UNS	GOST	Brands
1.2080	SKD1	X210Cr12	D3	BD3	X210Cr12	Z200C12		X205Cr12KU		T30403	KH12	
1.2344	SKD61	X40CrMoV5-1	H13	BH13		Z40CDV5	2242	X40CrMoV511KU	F.5318	T20813	4C 5MF1S	
1.2363	SKD12	X100CrMoV5-1	A2	BA2		Z100CDV5	2260	X100CrMoV51KU	F.5227		9KH5VF	
1.2436	SKD 2	X210CrW12	D4(D6)	BD6		Z200CD12	2312	X215CrW121KU	F.5213		KH12	
1.2581	SKD5	X30WCrV9-3	H21	BH21		Z30WCV9		X30WCrV93KU	F.526	T20821	3C 2W8F	
1.2601		X165CrMoV12					2310	X160CrMoV12			KH12MF	
1.2714	SKT 4	55NiCrMoV7	6F3/L6			55NiCrMoV7			F.5205		5KHNV	
1.3202		S12-1-4-5		BT15				HS12-1-5-5				
1.3207		S10-4-3-10		BT42		Z130WKCDV						
1.3243	SKH55	S6-5-2-5	T15			KCV06-05-05-04-02	2723	HS6-5-2-5			R6M5K5	
1.3246		S7-4-2-5	M35			Z110WKCDV07-05-04		HS7-4-2-5				
1.3247	SKH 51	S2-10-1-8	M42	BM42		Z110DKCWV09-08-04		HS2-9-1-8			R2AM9K5	
1.3255	SKH 3	S18-1-2-5	T4	BT4		Z80WKCV18-05-04					R18KSF2	
1.3343	SKH51, SKH9	S6-5-2	M2	BM2		Z85WDCV	2722	HS652	F.5604		R6M5	
1.3348	SKH 58	S2-9-2	M7			Z100DCWV09-04-02	2782	HS292	F.5607			
1.3355	SKH 2	S18-0-1	T1	BT1		Z80WCV18-4-01					R18	
1.4718	SUH1	X45CrSi9-3	HNV3	401S45	52	Z45CS9		X45CrSi8	F.322		40C 9S2	
1.4935	SUH 616	X20CrMoWV121	422							S42200		
1.5680		12Ni19	2S15	12Ni19		Z18N5						

M — VDI 3323 12

Material Description	Composition / Structure / Heat Treatment	HB	HRc
Stainless steel	Ferritic / Martensitic, Annealed	200	15

Mat'l No.	JIS	DIN	AISI/ASTM/SAE	BS	EN	AFNOR	SS	UNI	UNE / IHA	UNS	GOST	Brands
1.4000	SUS403	X6Cr13	403	403S17		Z6C13	2301	X6Cr13	F.3110	S40300	08C 13	ATI 410S
1.4001		X7Cr14	410 S	403S7		Z8C13	2301		F.8401		08C 13	
1.4002	SUS 405	X6CrAl13	405	405S17		Z6CA13	2302	X6CrAl13		S40500		
1.4005	SUS416	X12CrS13	416	416S21		Z11CF13	2380	X12CrSC13	F.3411	S41600		ATI 416
1.4006	SUS410	X12Cr13	410	410S21	56A	Z10C13	2302	X12Cr13	F.3401	S41000	12C 13	ATI 410
1.4016	SUS430	X6Cr17	430	430S15	X8Cr17	Z8C17	2320	X8Cr17	F.3113	S43000	12C 17	ATI 430
1.4027	SCS 2	GX20Cr14		420C29		Z20C13M					20C 13L	
1.4028	SUS420J2	X30Cr13	420	420S45		Z30C13	2304			S42020	20C 13	
1.4034	SUS420J2	X46Cr13		420S45		Z40C14		X40Cr14	F.3405			
1.4057	SUS431	X19CrNi17-2	431	431S29	57	Z15CN16-02	2321	X16CrNi16	F.3427	S43100	20C 17N2	431 (HT)
1.4086		GX120Cr29		452C11								
1.4104	SUS430F	X12CrMoS17	430F	420S37		Z10CF17	2383	X10CrS17	F.3117	S43020		
1.4112	SUS 440 B	X90CrMoV18	440B							S44003	95KH18	
1.4113	SUS434	X6CrMo17	434	434S17		Z8CD17-01	2325	X8CrMo17		S43400		AL 434
1.4313	SCS5	X3CrNi13-4	CA6-NM	425C11		Z4CND13-04M	2385	(G)X6CrNi304		J91540		
1.4340		GX40CrNi274								J92615		
1.4417		X2CrNiM0Si195	S31500				2376			S39215		
1.4418		X4CrNiMo165				Z6CND16-04-01	2387					APX4
1.4510	SUS430LX	X6CrTi17	XM8			Z4CT17		X6CrTi17	F.3115	S43035	08C 17T	430 Ti
1.4511	SUS430LK	X6CrNb17				Z4CNb17		X6CrNb17	F.3122			AXC525
1.4512	SUH409	X6CrTi12	409	LW19		Z3CT12		X6CrTi12		S40900		
1.4720		X20CrMo13										
1.4724	SUS 405	X10CrA113	405	403S17		Z10C13		X10CrA112	F.311		10C 13SJU	
1.4742	SUS430	X10CrA118	430	439S15	60	Z10CAS18		X8Cr17	F.3113	S43000	15C 13SJU	
1.4747	SUH4	X80CrNiSi20	HNV6	443S65	59	Z80CSN20-02		X80CrSiNi20	F.320B	S65006		
1.4749		X18CrN28	446								15KH28	
1.4762	SUH446	X10CrA124	446			Z10CAS24	2322	X16Cr26		S44600		
1.4871	SUH35,SUH36	X53CrMnNiN21-9	EV8	349S54		Z52CMN21-09		X53CrMnNiN219		S63008	55C 20G9AN4	
		X10CrNi15	429									
		X12CrNi18-9	302	302S31		Z10CN18-09	2330					

M — VDI 3323 13

Material Description	Composition / Structure / Heat Treatment	HB	HRc
Stainless steel	Martensitic, Quenched & Tempered	240	23

Mat'l No.	JIS	DIN	AISI/ASTM/SAE	BS	EN	AFNOR	SS	UNI	UNE / IHA	UNS	GOST	Brands
1.4000	SUS403	X6Cr13	403	403S17		Z6C13	2301	X6Cr13	F.3110	S40300	08C 13	ATI 410S
1.4001		X7Cr14	410 S	403S7		Z8C13	2301		F.8401		08C 13	
1.4006	SUS410	X12Cr13	410	410S21	56A	Z10C13	2302	X12Cr13	F.3401	S41000	12C 13	ATI 410
1.4016	SUS430	X6Cr17	430	430S15	X8Cr17	Z8C17	2320	X8Cr17	F.3113	S43000	12C 17	ATI 430
1.4021	SUS 420J1	X20Cr13	420	420S37		Z20C13	2303	14210	F.5261	S42000	20C 13	ATI 420
1.4027	SCS 2	GX20Cr14		420C29		Z20C13M					20C 13L	
1.4031	SUS 420 J2	X40Cr13	420			Z40C14	-2304		F.3404	S42080	40C 13	
1.4034	SUS420J2	X46Cr13		420S45		Z40C14		X40Cr14	F.3405			
1.4057	SUS431	X19CrNi17-2	431	431S29	57	Z15CN16-02	2321	X16CrNi16	F.3427	S43100	20C 17N2	431 (HT)
1.4104	SUS430F	X12CrMoS17	430F	420S37		Z10CF17	2383	X10CrS17	F.3117	S43020		
1.4113	SUS434	X6CrMo17	434	434S17		Z8CD17-01	2325	X8CrMo17		S43400		AL 434
1.4313	SCS5	X3CrNi13-4	CA6-NM	425C11		Z4CND13-04M	2385	(G)X6CrNi304		J91540		
1.4544		A 700	321	S.524		Z 10 CNT 18 11		X6CrNiTi1811		J92630	08C 18N12T	
1.4546		X5CrNiNb18-10	348	347S31				X6CrNiNb1811		J92640		ATI 348
1.4871	SUH35,SUH36	X53CrMnNiN21-9	EV8	349S54		Z52CMN21-09		X53CrMnNiN219		S63008	55C 20G9AN4	
1.4922		X20cRmV12-1					2317	x20cRmOnI1201				
1.4923		X22CrMoV121										Jethete X20

M — VDI 3323 14

Material Description	Composition / Structure / Heat Treatment	HB	HRc
Stainless steel	Austenitic	180	10

Mat'l No.	JIS	DIN	AISI/ASTM/SAE	BS	EN	AFNOR	SS	UNI	UNE / IHA	UNS	GOST	Brands
1.4301	SUS 304	X5CrNi18-10	304	304S15		Z5CN18-09	2332		F.3551	S30409	08C 18N10	
1.4305	SUS303	X10CrNiS18-10	303	303S21	58M	Z8CNF18-09	2346	X10CrNiS18.09	F.3508	S30300	30C 18N11	ATI 303
1.4306	SCS19	X2CrNi1911	304L	304C12	X3CrNi1810KD	Z2CN18-09	2352	GX2CrNi1910	F.3503	S30403	03KH18N11	ATI 304L
1.4308	SUS304L	GX6CrNi18-9	CF-8	304C15	58E	Z6CN18-10M	2333					CF-8
1.4310	SUS 301	X10CrNi18-8	301	301S21		Z12CN17-07	2331	X2CrNi1807	F.3517	S30100	07KH16N6	ATI 301
1.4311	SUS304LN	X2CrNiN18 10	304LN	304S62		Z2CN18-10	2371	X2CrNiN1810	F.3541	S30453	03KH18N11	
1.4312	SCS12	GX10CrNi188	305	302C25		Z10CN18-9M					10C 18N9L	ATI 305
1.4350	SUS304	X5CrNi18-9	304	304S15	58E	Z6CN18-09	2332	X5CrNi1810	F.3551	S30400		ATI 304
1.4362		X2CrNiN234	S32304			Z2CN23-04AZ	2327			S32304		ATI 2304TM
1.4371		X3CrMnNiN18887	202	284S16		Z8CMN18-08-05						
1.4401	SUS316	X5CrNiMo17-12-2	316	316S13		Z3CND17-11-01	2347	X5CrNiMo17 12 2	F.3534	S31600	08KH17H13M2T	ATI 316
1.4404	SUS316L	X2CrNiMo17-13-2	316L	316S11		Z2CND17-12	2348	X2CrNiMo1712	F.3533	S31603		ATI 316L
1.4406	SUS316LN	X2CrNiMoN17122	316LN	316S61		Z2CND17-12AZ		X2CrNiMoN1712	F.3542	S31653	07C 18N	ATI 316LN
1.4408	SCS14	GX6CrNiMo18-10	CF-8M	316C16			2343	X7CrNiMo2010	F.8414	J92900	10GZS2MSL	
1.4410	SCS 14 A	GX10CrNiMo18-9				Z5CND20-12M	2328			S32750		
1.4429	SUS316LN	X2CrNiMoN17-13-3	316Ln	316S62		Z2CND17-13AZ	2375	X2CrNiMoN17133	F.3543		03KH16N15M3	
1.4435	SUS316L	X2CrNiMo18143	316L	316S11		Z3CND17-12-03	2375	X2CrNiMo17 13 2	F.3533	S31603	03C 17N14M3	
1.4436	SUS316	X3CrNiMo17-13-3	316	316S19		Z6CND18-12-03	2343	X5CrNiMo17 12 2	F.3543	S31600		
1.4438	SUS317L	X2CrNiMo18164	317L	317S12		Z2CND19-15-04	2367	X2CrNiMo18 16 4	F.3539	S31703		ATI 317L
1.4439		X2CrNiMoN17135	(s31726)			Z3CND18-14-06AZ						
1.4440		X2CrNiMo18-16										
1.4449	SUS317	X5CrNiMo17133	317	317S16				X5CrNiMo1815		S31700		ATI 317
1.4460	SUS 329 J1	X8CrNiMo275	329				2324			S32900		10RE51
1.4462	SUS329J3L	X2CrNiMoN2253		318S13		Z3CND22-05Az	2377			S31803		ATI 2205TM
1.4500		X7NiCrMoCuNb2520				23NCDU25-20M				J95150		
1.4521	SUS444	X2CrMoTi18-2	443444				2326	X2CrMoTiNb18 2	F.3123			
1.4539		X1NiCrMoCuN25205				Z2NCDU25-20	2562			N08904		ATI 904L
1.4541	SUS321	X14CrNiTi18-10	321	321S31		Z6CNT18-10	2337	X6CrNiTi18 11	F.3523	S32100	06C 18N10T	ATI 321
1.4542	SUS630	X5CrNiCuNb174	630			Z7CNU15-05						UGIMA 4542
1.4545		Z7CNU15.05	15-5PH							S15500		ATI 15-5
1.4547		X1CrNiMoN20187	S31254				2378			S31254		Uranus B25 6Mo
1.4550	SUS347	X6CrNiNb18-10	347	347S17	58F	Z6CNNb18-10	2338	X6CrNiNb18 11	F.3552	S34700	08C 18N12B	ATI 347
1.4552	SCS 21	GX7CrNiNb18-9				Z4CNNb19-10M				J92710		
1.4568	SUS 631	X 7 CrNiAl 17 7		316S111		Z 9 CAN 17-7	2388	Z8CNA17-07		S17700	09C 17NJU1	17-7PH
1.4571	SUS 316Ti	X6CrNiMoTi17-12-2	316Ti	320S31	58J	Z6NDT17-12	2350	X6CrNiMoTi17 12	F.3535		10C 17N13M2T	ATI 316Ti
1.4581	SCS 22	GX5CrNiMoNb18		318C17		Z4CNDNb18-12M						
1.4583		X6CrNiMoNB18-12	318	303S21		Z15CNS20-12		X15CrNiSi2 12				
1.4585		GX7CrNiMoCuNb1818						X6CrNiMoTi17 12		J94651		
1.4821		X20CrNiSi254				Z20CNS25-04				S44635		
1.4823		GX40CrNiSi274								J92605		
1.4828	SCS17	X15CrNiSi20-12	309	309S24	58C	Z15CNS20-12			F.8414	S30900	20C 20N14S2	ATI 309
1.4833	SUS 309 S	X6CrNi2213	309S	309S13		Z15CN24-13				J93400		
1.4845	SUH310	X12CrNi25-21	310S	310S24		Z12CN25-20	2361	X6CrNi2520	F.331	S31008	20C 23N18	ATI 310S
1.4878	SUS321	X12CrNiTi18-9	321	321S20	58B	Z6CNT18-12(B)	2337	X6CrNiTi1811	F.3553	S32100		ACX315
1.4891		X5CrNiNb18-10	Ss30415				2372					
1.4893		X8CrNiNb11	S30815				2368					
1.4948		X6CrNi1811	304H	304S51		Z5CN18-09	2333			S30480		
1.4980		X5NiCrTi2515	660				2570			S66286		Incoloy A 286
		X5NiCrN3525										
		X2CrNiMoN18134	S31753									
		X2CrNiMoN25227										

K — VDI 3323 15

Material Description	Composition / Structure / Heat Treatment	HB	HRc
Grey cast iron	Pearlitic / Ferritic	180	10

Mat'l No.	JIS	DIN	AISI/ASTM/SAE	BS	EN	AFNOR	SS	UNI	UNE / IHA	UNS	GOST	Brands
0.6010	FC100	GG10	A48 20 B	Grade 100	GJL-100	Ft 10 D	0100	G10	FG10		Sc 10	
0.6015	FC150	GG15	A48 25 B	Grade 150	GJL-150	Ft 15 D	0115	G15	FG15		Sc 15	
0.6020	FC200	GG20	A48 30 B	Grade 220	GJL-200	Ft 20 D	0120	G20	FG20	W06020	Sc 20	
0.6025	FC250	GG25	A48 40 B	Grade 260	GJL-250	Ft 25 D	0125	G25	FG25		Sc 25	
0.6660		GGL-NiCr 20 2	1050/700/7	Grade F2	GJLA-XNiCr 20-2	L-NC 202	0523	-		F41002		Ni-Resist 2
1.4449	SUS317	X5CrNiMo17133	317	317S16				X5CrNiMo1815		S31700		ATI 317

K — VDI 3323 16

Material Description	Composition / Structure / Heat Treatment	HB	HRc
Grey cast iron	Pearlitic (Martensitic)	260	26

Mat'l No.	JIS	DIN	AISI/ASTM/SAE	BS	EN	AFNOR	SS	UNI	UNE / IHA	UNS	GOST	Brands
0.6025	FC250	GG25	A48 40 B	Grade 260	GJL-250	Ft 25 D	0125	G25	FG25		Sc 25	
0.6030	FC300	GG30	A48 45 B	Grade 300	GJL-300	Ft 30 D	0130	G30	FG30		Sc 30	
0.6035	FC350	GG35	A48 50 B	Grade 350	GJL-350	Ft 35 D	0135	G35	FG35		Sc 35	
0.6040	FC400	GG40	A48 60 B	Grade 400	GJL-400	Ft 40 D	0140	G40	FC40		Sc 40	

K — VDI 3323 17

Material Description	Composition / Structure / Heat Treatment	HB	HRc
Nodular cast iron	Ferritic	160	3

Mat'l No.	JIS	DIN	AISI/ASTM/SAE	BS	EN	AFNOR	SS	UNI	UNE / IHA	UNS	GOST	Brands
0.7033	FCD350-22L	GGG35.3	-	350/22L40	GJS-350-22-LT	FGS 370-17	0717-15	-				
0.7040	FCD400	GGG40	60-40-18	SNG 420-12	GJS-400-15	FCS 400-12	0717-02	GS 400-12	FG E38-17	F32800	Vc 42-12	
0.7043	FCD 370	GGG40.3	60-40-18	SNG 370-17	GJS-400-18-LT	FGS 370-17	0717-12	GSO 42-17			Vc 42-12	
0.6040	FC400	GG40	A48 60 B	Grade 400	GJL-400	Ft 40 D	0140	G40	FC40		Sc 40	

K — VDI 3323 18

Material Description	Composition / Structure / Heat Treatment	HB	HRc
Nodular cast iron	Pearlitic	250	25

Mat'l No.	JIS	DIN	AISI/ASTM/SAE	BS	EN	AFNOR	SS	UNI	UNE / IHA	UNS	GOST	Brands
0.7050	FCD500	GGG50	80-55-06	SNG 500-7	GJS-500-7	FGS 500-7	0727-02	GS 500-7	FG E50-7	F33100	Vc 50-2	
0.7060	FCD600	GGG60	80-55-06	SNG 600-3	GJS-600-3	FGS 600-3	0732-03	GS 600-3	FG E60-2		Vc 60-2	
0.7070	FCD700	GGG70	100-70-03	SNG 700-2	GJS-700-2	FGS 700-2	0737-01	GS 700-2	FG S70-2	F34800	Vc 70-2	
0.7652	FCDA-NiMn 13 7	GGG NiMn 13-7	-	Grade S6	GJSA-XNiMn 13-7	FGS Ni13 Mn7	0772	-				Nodumag
0.7660		GGG NiCr 20-2	A436 D2	Grade S2	GJSA-XNiCr 20-2	FGS Ni20 Cr2	0776	-				Ni-Resist D-2

TECHNICAL DATA
Technical Information
Material Groups

K — VDI 3323 19

Material Description	Composition / Structure / Heat Treatment	HB	HRc
Malleable cast iron	Ferritic	130	

Mat'l No.	JIS	DIN	AISI/ASTM/SAE	BS	EN	AFNOR	SS	UNI	UNE / IHA	UNS	GOST	Brands
0.8135	FCMW330	GTS-35	32510	B 340-12	GJMB350-10	MN 35-10	0815	GMN 35	GTS35		Kc 35-10	

K — VDI 3323 20

Material Description	Composition / Structure / Heat Treatment	HB	HRc
Malleable cast iron	Pearlitic	230	21

Mat'l No.	JIS	DIN	AISI/ASTM/SAE	BS	EN	AFNOR	SS	UNI	UNE / IHA	UNS	GOST	Brands
0.8145	FCMW370	GTS-45	A220-40010	P 440-7	GJMB450-6	MN 450	0852	GMN 45				
0.8155	FCMP490	GTS-55	50005	P 510-4	GJMB-550-4	MP 50-5	0854	GMN 55			Kc 60-3	
0.8165	FCMP590	GTS-65	70003	P 570-3	GJMB-650-2	MN 650-3	0856	GMN 65				
0.8170	FCMP690	GTS-70	90001	P 690-2	GJMB-700-2	MN 700-2	0862	GMN 70			Kc 70-2	

N — VDI 3323 21

Material Description	Composition / Structure / Heat Treatment	HB	HRc
Aluminum-wrought alloy	Not Curable	60	

Mat'l No.	JIS	DIN	AISI/ASTM/SAE	BS	EN	AFNOR	SS	UNI	UNE / IHA	UNS	GOST	Brands
3.0205		Al99	Al99									
3.0255	(A1050)	Al99.5	1000	L31		A59050C					D1	
3.3315		AlMg1										

N — VDI 3323 22

Material Description	Composition / Structure / Heat Treatment	HB	HRc
Aluminum-wrought alloy	Curable, Hardened	100	

Mat'l No.	JIS	DIN	AISI/ASTM/SAE	BS	EN	AFNOR	SS	UNI	UNE / IHA	UNS	GOST	Brands
3.1325		AlCuMg1									AD35	
3.1655	A2011	AlCuSiPb										
3.2315		AlMgSi1									AK9	
3.4345		AlZnMgCuO,5	7050	L86		AZ4GU/9051		811-04				
3.4365	7075	AlZnMgCu1,5	7075	7075		7075		AlZn5.8MgCuCr			B95	

N — VDI 3323 23

Material Description	Composition / Structure / Heat Treatment	HB	HRc
Aluminum-cast, alloyed	≤ 12% Si, Not Curable	75	

Mat'l No.	JIS	DIN	AISI/ASTM/SAE	BS	EN	AFNOR	SS	UNI	UNE / IHA	UNS	GOST	Brands
3.2163		G-AlSi9Cu3									VAL8	
3.2382		GD-AlSi10Mg										
3.2383		G-AlSi0Mg(Cu)	A360.2	LM9			4253					
3.2581		G-AlSi12										
3.3561		G-AlMg5										
3.5101		G-MgZn4sE1Zr1	ZE41	MAG5								
3.5103		MgSE3Zn27r1	EZ33	MAG6		G-TR3Z2						
3.5812		G-MgAl87n1	AZ81	NMAG1								
3.5912		G-MgAl9Zn1	AZ91	MAG7								
			A356-72	2789		NFA32-201						
	A5052		356.1	LM25			4244				AK7	
		G-AlSi12	A413.2	LM6			4261					
	ADC12	G-AlSi12(Cu)	A413.1	LM20			4260				AK12	
	A6061	GD-AlSi12	A413.0				4247					
	A7075	GD-AlSi8Cu3	A380.1	LM24			4250					

N — VDI 3323 24

Material Description	Composition / Structure / Heat Treatment	HB	HRc
Aluminum-cast, alloyed	≤ 12% Si, Curable, Hardened	90	

Mat'l No.	JIS	DIN	AISI/ASTM/SAE	BS	EN	AFNOR	SS	UNI	UNE / IHA	UNS	GOST	Brands
2.1871		G-AlCu4TiMg										
3.1754		G-AlCu5Ni1,5										
3.2371		G-AlSi7Mg	4218B								AK8	
3.2373	C4BS	G-AlSi9MGWA	SC64D			A-S7G	4251				AK9	
3.2381		G-AlSi10Mg									AK12	
3.5106		G-MgAg3SE2Zr1	QE22	mag12								
		G-ALMG5	GD-AlSi12	LM5		A-SU12	4252					

N — VDI 3323 26

Material Description	Composition / Structure / Heat Treatment	HB	HRc
Copper and Copper Alloys (Bronze / Brass)	Cutting alloys, PB>1%	110	

Mat'l No.	JIS	DIN	AISI/ASTM/SAE	BS	EN	AFNOR	SS	UNI	UNE / IHA	UNS	GOST	Brands
2.0375		CuZn36Pb3									LS60-2	
2.1090		G-CuSn75pb	C93200			U-E7Z5pb4						
2.1096		G-CuSn5ZnPb	c83600	LG2								
2.1098		G-CuSn2Znpb	C83600									
2.1182		G-CuPb15Sn	C23000	LB1		U-pb15E8						

N — VDI 3323 27

Material Description	Composition / Structure / Heat Treatment	HB	HRc
Copper and copper alloys (Bronze / Brass)	CuZn, CuSnZn (Brass)	90	

Mat'l No.	JIS	DIN	AISI/ASTM/SAE	BS	EN	AFNOR	SS	UNI	UNE / IHA	UNS	GOST	Brands
2.0240	C2300	CuZn15									L90	
2.0321		CuZn37	C27200	cz108		CuZn36,CuZn37		C2700			L63	
2.0590		G-CuZn40Fe										
2.0592		G-CuZn35Al1	C86500	U-Z36N3		HTB1						
2.0596		G-CuZn34Al2	C86200	HTB1		U-Z36N3					LTs23AD	
2.1293		CuCrZr	C18200	CC102		U-Cr0-8Zr						

N — VDI 3323 28

Material Description	Composition / Structure / Heat Treatment	HB	HRc
Copper and copper alloys (Bronze / Brass)	CuSn, lead-free copper and electrolytic copper	100	

Mat'l No.	JIS	DIN	AISI/ASTM/SAE	BS	EN	AFNOR	SS	UNI	UNE / IHA	UNS	GOST	Brands
2.0060		E-Cu57										
2.0966		CuAl10Ni5Fe4	C63000	Ca104		U-A10N					BrAD	
2.0975		G-CuAl10Ni	B-148-52									
2.1050		G-CuSn10	c90700	CT1								
2.1052		G-CuSn12	C90800	pb2		UE12P						
2.1292		G-CuCrF35	C81500	CC1-FF								

S — VDI 3323 31

Material Description	Composition / Structure / Heat Treatment	HB	HRc
Heat resistant super alloys	Fe Based, Annealed	200	15

Mat'l No.	JIS	DIN	AISI/ASTM/SAE	BS	EN	AFNOR	SS	UNI	UNE / IHA	UNS	GOST	Brands
1.4558	NCF 800 TB	X2NiCrAlTi3220	N08800	NA15								
1.4562		X1NiCrMoCu32287	N08031									
1.4563		X1NiCrMoCuN31274	N08028			Z1NCDU31-27-03	2584				EK77	
1.4864	SUH330	X12NiCrSi36-16	330	NA17		Z12NCS37-18				N08330		
1.4865	SCH15	GX40NiCrSi38-18		330C40				XG50NiCr3919		J94605		
1.4958		X5NiCrAlTi3120										

S — VDI 3323 32

Material Description	Composition / Structure / Heat Treatment	HB	HRc
Heat resistant super alloys	Fe Based, Aged	280	30

Mat'l No.	JIS	DIN	AISI/ASTM/SAE	BS	EN	AFNOR	SS	UNI	UNE / IHA	UNS	GOST	Brands
1.4977		X40CoCrNi2020				Z42CNKDWNb						

S — VDI 3323 33

Material Description	Composition / Structure / Heat Treatment	HB	HRc
Heat resistant super alloys	Ni or Co Based, Annealed	250	25

Mat'l No.	JIS	DIN	AISI/ASTM/SAE	BS	EN	AFNOR	SS	UNI	UNE / IHA	UNS	GOST	Brands
2.4360		NiCu30Fe		NA13		NU30				N04400		Monel 400
2.4603		NiCr 30 FeMo	5390A			NC22FeD						Hastelloy G-30
2.4610		NiMo16cR16Ti								N26455		HastelloyC-4
2.4630		NiCr20Ti		HR5,203-4		NC20T				N06075		Nimonic75
2.4631	NCF 80A	NiCr20TiAl		Hr40		NC20TA				N07080	KHN77TYuR	Nimonic 80A
2.4642	NCF 690	NiC29Fe				Nnc30Fe				N06690		Inconel 690
2.4856		NiCr22Mo9Nb		NA21		NC22FeDNb				N06625		Inconel 625
2.4858		NiCr21Mo		NA16		NC21FeDU				N08825	KHN38VT	Incoloy 825

S — VDI 3323 34

Material Description	Composition / Structure / Heat Treatment	HB	HRc
Heat resistant super alloys	Ni or Co Based, Aged	350	38

Mat'l No.	JIS	DIN	AISI/ASTM/SAE	BS	EN	AFNOR	SS	UNI	UNE / IHA	UNS	GOST	Brands
2.4375		NiCu30Al	4676	NA18		NU30AT				N05500		Monel K500
2.4662		NiFe35Cr14MoTi	5660			Z5NCDT42				N09901		Incoloy 901
2.4668		NiCr19Fe19NbMo	5383	HR8		NC19eNB				N07718		Inconel 718
2.4670		S-NiCr13A16MoNb	5391	Mar-46		NC12AD						Nimocast 713
2.4694		NiCr16fE7TiAl								N07751		Inconel 751
2.4955		NiFe25Cr20NbTi										
2.4964		CoCr20W15Ni	5772			KC20WN						Haynes 25
		CoCr22W14Ni	AMS 5772			KC22WN						

S — VDI 3323 35

Material Description	Composition / Structure / Heat Treatment	HB	HRc
Heat resistant super alloys	Ni or Co Based, Cast	320	34

Mat'l No.	JIS	DIN	AISI/ASTM/SAE	BS	EN	AFNOR	SS	UNI	UNE / IHA	UNS	GOST	Brands
2.4669		NiCr15Fe7TiAl				NC15TNbA				N07750		Inconel X750
2.4685		G-NiMo28								N10665		Hastelloy B
2.4810		G-NiMo30										Hastelloy C
2.4973		NiCr19Co11MoTi	AMS 5399			NC19KDT					VT5-1	
3.7115		TiAl5Sn2								R54520	VT1-00	ATI Grade 6

S — VDI 3323 36

Material Description	Composition / Structure / Heat Treatment	HB	HRc
Titanium alloys	Pure Titanium	400 Rm	

Mat'l No.	JIS	DIN	AISI/ASTM/SAE	BS	EN	AFNOR	SS	UNI	UNE / IHA	UNS	GOST	Brands
2.4674		NiCo15Cr10MoAlTi	AMS 5397							N13100		IN 100
3.7025		Ti1	R50250	2TA1						R50250		ATI 30 CP Gr. 1
3.7225		Ti1pd	RS2250	TP1						RS2250		

S — VDI 3323 37

Material Description	Composition / Structure / Heat Treatment	HB	HRc
Titanium alloys	Alpha + Beta Alloys, Hardened	1050 Rm	

Mat'l No.	JIS	DIN	AISI/ASTM/SAE	BS	EN	AFNOR	SS	UNI	UNE / IHA	UNS	GOST	Brands
3.7124		TiCu2		2TA21-24								
3.7145		TiAl6Sn2Zr4Mo2Si	RS4620							R54620		
3.7165		TiAl6V4	AMS R56400	TA10-13		T-A6V					VT6	
3.7185		TiAl4Mo4Sn2		TA45-51								
3.7195		TiAl3V2.5								R56320		ATI 3-2.5
		TiAl4Mo4Sn4Si0.5										
		TiAl5Sn2.5	AMS R54520	TA14/17		T-A5E						
		Ti6Al4VELI	AMS R56401	TA11								

Material Groups

H — VDI 3323 38

Material Description	Composition / Structure / Heat Treatment	HB	HRc
Hardened steel	Hardened	550	55

Mat'l No.	JIS	DIN	AISI/ASTM/SAE	BS	EN	AFNOR	SS	UNI	UNE / IHA	UNS	GOST	Brands
1.1231	S 70 C-CSP	Ck 67	1070	060 A 67	C 67S	XC 68	1770	C 70	F.5103		70	
1.1248	C 75	Ck 75	1078, 1080	060 A 78	C 75S	XC 75	1774	C 75	F.5107		75	
1.1274	SUP 4	Ck 101	1095	060 A 96	C 100S	XC100	1870	C100	F.5117			
1.1545	SK 3	C 105 W1	W1	BW 2	C 105U	Y1 105	1880	C 100 KU	F.5118		U10A	
1.2762		75CrMoNiW67	-	-	-	-	-	-				
1.3401	SCMnH1	GX120Mn12	A128(A)			Z120M12	2183	GX120Mn12	F.8251		110G13L	
1.4021	SUS 420 J1	X 20 Cr 13	420	420 S 37	X 20 Cr 13	Z 20 C 13	2303	X 20 Cr 13	F.5261		20KH13	AISI 420
1.4109	SUS 440 A	X 65 CrMo 14	440 A	-	X 70 CrMo 15	Z 70 D 14	-	-				AISI 440A
1.4112	SUS 440 B	X 90 CrMoV 18	440 B	409 S 19	X 90 CrMoV 18	Z 2 CND 18 05	2327	X CrTi 12				
1.4125	SUS 440 C	X 105 CrMo 17	440 C	-	X 105 CrMo 17	Z 100 CD 17	-	X 105 CrMo 17			95KH18	AISI 440C
1.6746		32NiCrMo14-5	-	832M31	32NiCrMo14-5	35NCD14	-	-				
1.7176	SUP9(A)	55Cr3	5155	527A60	48	55C3	2253	55Cr3				
1.7225	SCM 440 (H)	42CrMo4	4140	708 M 40	42 CrMo 4	42 CD 4	2244	42 CrMo 4	F.1252		38HM	

H — VDI 3323 40

Material Description	Composition / Structure / Heat Treatment	HB	HRc
Chilled cast iron	Cast	400	42

Mat'l No.	JIS	DIN	AISI/ASTM/SAE	BS	EN	AFNOR	SS	UNI	UNE / IHA	UNS	GOST	Brands
0.9620		GX260NiCr42	A532 IIB	Grade 2 A	GJN-HV520	FB Ni4 Cr2 BC	0512	-		F45001		Ni-Hard2
0.9625		GX330NiCr42	A532 IIA	Grade 2 B	GJN-HV550	FB Ni4 Cr2 HC	0513	-		F45000		Ni-Hard1
0.9630		GX300 CrNiSi 9 5 2	A532 IID	Grade 2 C	GJN-HV600	FB Cr9 Ni5	0457	-		F45003		Ni-Hard 4
0.9640		GX300CrMoNi1521	-	-	-	-	-	-		F45005		
0.9650		GX260Cr27	-	Grade 3 D		-	0466	-				
0.9655		GX300CrNMo271	-	Grade 3 E		-	-	-			20C 25N2052	
1.4841	SUH 310	X15CrNiSi25-20	310	314S31	X 15 CrNiSi 25 20	Z15CNS25-20	-	-		S31400		Cronifer 2520

H — VDI 3323 41

Material Description	Composition / Structure / Heat Treatment	HB	HRc
Hardened cast iron	Hardened	550	55

Mat'l No.	JIS	DIN	AISI/ASTM/SAE	BS	EN	AFNOR	SS	UNI	UNE / IHA	UNS	GOST	Brands
0.9635		GX300 CrMo 15 3	-	-	-	-	-	-				
0.9645		GX260 CrMoNi 20 21	-	-	-	-	-	-		F45007		

EDP No. INDEX

EDP No.	Page
C1109	434
C1119	435
C1132	438
C1136	436
C1139	437
C3109	434
C3119	435
C3132	438
C3136	436
C3139	437
CDRA03	171-173
CDRA04	174-176
D1100	259-260
D1105	247-251
D1106	261-262
D1107	238-240
D1121	257
D1125	252-254
D1205	289-291
D1206	292
D1209	293
D1210	294
D1303	313
D1313	314
D1343	313
D1353	314
D1363	315
D1373	315
D1GP125	206-208
D1GP165	209-211
D2104	255-256
D2105	241-243
D2107	234-237
D2306	302
D2307	303
D2320	304
D2321	302
D2322	303
D2323	304
D4541	182-185
D4542	186-191
D5303	310
D5306	300
D5307	300
D5320	301
D5405	163-164

EDP No.	Page
D5407	165-166
D5432	133-135
D5433	136-138
D5434	139-140
DGR493	101-102
DGR495	103-104
DH404	78-79
DH406	86-88
DH408	89-91
DH421	92-93
DH423	80-82
DH424	83-85
DH450	113-115
DH451	121-123
DH452	124-126
DH453	127-128
DH500	159
DH510	150
DH515	151
DH520	151
DHM10	152
DHM15	152
DHM20	152
DHM25	153
DHM30	153
DI473	145
DJ543	192-194
DJ544	195-197
DL105	244-246
DL109	258
DL205	288
DL504	271
DL505	269-270
DL507	274-275
DL508	265-266
DL509	267-268
DL510	263-264
DL608	273
DLGP195	212-214
DLGP506	215-217
DPP447	110-112
DSH105	223-225
DT600	272
DT692	272
DT693	272
DV303	311

EDP No.	Page
DV333	311
DV334	312
DV383	316
K1143	408-409
K1153	410-411
K2101	412-413
K2102	417-418
K2111	414-415
K2112	419-420
K2121	416
K21B1	421-426
K4101	406
K4111	407
Y101H	38
Y121H	39
Y141H	40
Y161H	41
Y181H	42
Y201H	43
Y221H	44
Y241H	45
Y261H	46
Y281H	46
Y301H	47
Y321H	47
YA1A	58
YA2C	58
YB1A	59
YB2C	59
YC1A	60
YC2C	60
YD1A	61
YD2C	61
YE1A	62
YE2C	62
YF1A	63
YF2C	63
YG1A	64
YG2C	64
YH1A	65
YH2C	65
YI1A	66
YI2C	66
YJ1A	67
YJ2C	67