Leading Through Innovation

SOLID CARBIDE

JET-POWER END MILLS

JET - POWER VHM/HSS-PM - FRÄSERFRÄSER

- For Exotic materials like Stainless Steels, Nickel Alloys and Titanium
- Für Sonderwerkstoffe wie rostfreie Stähle, Nickellegierungen und Titan.

SELECTION GUIDE

YG MILLING TOOLS

SOLID CARBIDE JET-POWER END MILLS

Exotic materials like Stainless Steels
Nickel alloys and Titanium

Please visit globalyg1.com/mat for material search

◎ : Excellent ○ : Good

Recommended cutting conditions : P 426

SERIES	EH911 EH912	EH913 EH914	EH830 EH840
FLUTE	2	4	3&4
HELIX ANGLE	35°	35°	50°
CUTTING EDGE SHAPE	SQUARE	SQUARE	SQUARE
SIZE MIN	D1.0	D2.0	D6.0
SIZE MAX	D25.0	D25.0	D25.0
PAGE	414	416	418
	SHORT LENGTH	SHORT LENGTH	LONG LENGTH
	TiAlN	TiAlN	TiAlN

ISO	VDI 3323	Material Description	Composition / Structure / Heat Treatment		HB	HRc	EH911 EH912	EH913 EH914	EH830 EH840
P	1	Non-alloy steel	About 0.15% C	Annealed	125		○	○	○
	2		About 0.45% C	Annealed	190	13	○	○	○
	3		About 0.45% C	Quenched & Tempered	250	25	◎	◎	◎
	4		About 0.75% C	Annealed	270	28	◎	◎	◎
	5		About 0.75% C	Quenched & Tempered	300	32	◎	◎	◎
	6	Low alloy steel		Annealed	180	10	○	○	○
	7			Quenched & Tempered	275	29	◎	◎	◎
	8			Quenched & Tempered	300	32	◎	◎	◎
	9			Quenched & Tempered	350	38	◎	◎	◎
	10	High alloyed steel, and tool steel		Annealed	200	15	○	○	○
	11			Quenched & Tempered	325	35	◎	◎	◎
M	12	Stainless steel	Ferritic / Martensitic	Annealed	200	15	○	○	○
	13		Martensitic	Quenched & Tempered	240	23	○	○	○
	14		Austenitic		180	10	◎	◎	◎
K	15	Grey cast iron	Pearlitic / ferritic		180	10			
	16		Pearlitic (Martensitic)		260	26			
	17	Nodular cast iron	Ferritic		160	3			
	18		Pearlitic		250	25			
	19	Malleable cast iron	Ferritic		130				
	20		Pearlitic		230	21			
N	21	Aluminum-wrought alloy	Not Curable		60				
	22		Curable	Hardened	100				
	23	Aluminum-cast, alloyed	≤ 12% Si, Not Curable		75				
	24		≤ 12% Si, Curable	Hardened	90				
	25		> 12% Si, Not Curable		130				
	26	Copper and Copper Alloys (Bronze / Brass)	Cutting Alloys, PB>1%		110				
	27		CuZn, CuSnZn (Brass)		90				
	28		CuSn, lead-free copper and electrolytic copper		100				
	29	Non Metallic Materials	Duroplastic, Fiber Reinforced Plastic						
	30		Rubber, Wood, etc.						
S	31	Heat Resistant Super Alloys	Fe Based	Annealed	200	15			○
	32			Cured	280	30			○
	33		Ni or Co Based	Annealed	250	25			○
	34			Cured	350	38			○
	35			Cast	320	34			○
	36	Titanium Alloys	Pure Titanium		400 Rm		◎	◎	◎
	37		Alpha + Beta Alloys	Hardened	1050 Rm		◎	◎	◎
H	38	Hardened steel		Hardened	550	55			
	39			Hardened	630	60			
	40	Chilled Cast Iron		Cast	400	42	○	○	○
	41	Hardened Cast Iron		Hardened	550	55			

EH915 EH916	EE515	EH852 EH862	EH831 EH841	EH917 EH918	EH919 EH920	EH921 EH942
6&8	4&6	Multi Flute	Multi Flute	Multi Flute	Multi Flute	Multi Flute
45°	30°	30°	30°	45°	45°	45°
SQUARE	SQUARE	ROUGHING	ROUGHING	ROUGHING	ROUGHING	ROUGHING
D6.0	D3.0	D6.0	D6.0	D6.0	D4.0	D6.0
D25.0	D25.0	D25.0	D25.0	D20.0	D25.0	D20.0
419	420	421	422	423	424	425
LONG LENGTH	HSS-PM SHORT LENGTH	SHORT LENGTH	LONG LENGTH	SHORT LENGTH	LONG LENGTH	LONG LENGTH
TiAlN	TiAlN	TiAlN	TiAlN	TiAlN	TiAlN	TiAlN



ISO	VDI 3323	EH915 EH916	EE515	EH852 EH862	EH831 EH841	EH917 EH918	EH919 EH920	EH921 EH942
P	1	○	○	○	○	○	○	○
	2	○	○	○	○	○	○	○
	3	◎	◎	◎	◎	◎	◎	◎
	4	◎	◎	◎	◎	◎	◎	◎
	5	◎	◎	◎	◎	◎	◎	◎
	6	○	○	○	○	○	○	○
	7	◎	◎	◎	◎	◎	◎	◎
	8	◎	◎	◎	◎	◎	◎	◎
	9	◎	◎	◎	◎	◎	◎	◎
	10	○	○	○	○	○	○	○
	11	◎	◎	◎	◎	◎	◎	◎
M	12	○	○	○	○	○	○	○
	13	○	○	○	○	○	○	○
	14	◎	◎	◎	◎	◎	◎	◎
K	15							
	16							
	17							
	18							
	19							
	20							
N	21							
	22							
	23							
	24							
	25							
	26							
	27							
	28							
	29							
	30							
S	31	○	○	○	○	○	○	○
	32	○	○	○	○	○	○	○
	33	○	○	○	○	○	○	○
	34	○	○	○	○	○	○	○
	35	○	○	○	○	○	○	○
	36	◎	◎	◎	◎	◎	◎	◎
	37	◎	◎	◎	◎	◎	◎	◎
H	38							
	39							
	40	○	○	○	○	○	○	○
	41							

CARBIDE
HSS
CBN END MILLS
i-Xmill END MILLS
i-SMART MODULAR END MILLS
X5070 END MILLS
4G MILL END MILLS
X-POWER PRO END MILLS
TitaNox-POWER END MILLS
JET-POWER END MILLS
V7 PLUS END MILLS
ALU-POWER HPC END MILLS
ALU-POWER END MILLS
D-POWER GRAPHITE END MILLS
D-POWER CFRP END MILLS
ROUTERS
CRX S END MILLS
K-2 END MILLS
ONLY ONE COATED PM60 END MILLS
TANK-POWER END MILLS
GENERAL HSS END MILLS
MILLING CUTTERS
TECHNICAL DATA

JET-POWER END MILLS

PLAIN SHANK **EH911** SERIES
FLAT SHANK **EH912** SERIES

CARBIDE, 2 FLUTE 35° HELIX SHORT LENGTH

VOLLHARTMETALL, 2 SCHNEIDEN 35° RECHTSSPIRALE KURZ
Fraise carbure, 2 dents, hélice 35°, courte
2 TAGLIENTI, ELICA 35°, CORTA

- ▶ Ultra micro grain carbide
- ▶ Reduces chipping of corner edges
- ▶ Suitable for low hardness materials(under HRc45), alloy steels, tool steels, carbon steels, prehardened steels, stainless steels, etc

- ▶ Ultra Feinstkorn - Vollhartmetall.
- ▶ Verstärkte Schneidkante.
- ▶ zur Bearbeitung von: Werkstoffen bis 45 HRc, rostfreien Stählen, Titan und Nickellegierungen.

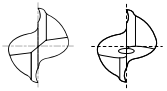

up to Ø3mm over Ø3mm

CARBIDE 2 35° PLAIN FLAT P.426

Unit : mm

EDP No. PLAIN	EDP No. FLAT	Mill Diameter D_1	Shank Diameter D_2	Length of Cut L_1	Overall Length L_2
EH911010	-	1.0	4	2.5	40
EH911901	EH912901	1.0	6	2.5	40
EH911015	-	1.5	4	4	40
EH911902	EH912902	1.5	6	4	40
EH911020	-	2.0	4	6	40
EH911903	EH912903	2.0	6	6	40
EH911025	-	2.5	4	8	40
EH911904	EH912904	2.5	6	8	40
EH911030	EH912030	3.0	6	8	45
EH911035	EH912035	3.5	6	10	45
EH911040	EH912040	4.0	6	11	45
EH911045	EH912045	4.5	6	11	45
EH911050	EH912050	5.0	6	13	50
EH911055	EH912055	5.5	6	13	50
EH911060	EH912060	6.0	6	13	50
EH911065	EH912065	6.5	8	16	60
EH911070	EH912070	7.0	8	16	60
EH911075	EH912075	7.5	8	16	60
EH911080	EH912080	8.0	8	19	60
EH911085	EH912085	8.5	10	19	70

▶ NEXT PAGE

Mill Dia. Tolerance (mm)	Shank Dia. Tolerance
0 ~ - 0.03	h5

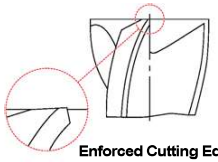

Enforced Cutting Edge

◎ : Excellent ○ : Good

ISO	P											M			K					
Material Description	Non-alloy steel					Low alloy steel				High alloyed steel and tool steel		Stainless steel			Grey cast iron		Nodular cast iron		Malleable cast iron	
VDI 3323	1	2	3	4	5	6	7	8	9	10	11	12	13	14	15	16	17	18	19	20
HRc		13	25	28	32	10	29	32	38	15	35	15	23	10	10	26	3	25		21
HB	125	190	250	270	300	180	275	300	350	200	325	200	240	180	180	260	160	250	130	230
Recommend	○	○	◎	◎	◎	○	◎	◎	◎	○	◎	○	○	◎						

ISO	N										S							H		
Material Description	Aluminum-wrought alloy		Aluminum-cast, alloyed			Copper and Copper Alloys (Bronze / Brass)			Non Metallic Materials		Heat Resistant Super Alloys					Titanium Alloys		Hardened steel	Chilled Cast Iron	Hardened Cast Iron
VDI 3323	21	22	23	24	25	26	27	28	29	30	31	32	33	34	35	36	37	38	39	40	41
HRc											15	30	25	38	34			55	60	42	55
HB	60	100	75	90	130	110	90	100			200	280	250	350	320	400 Rm	1050 Rm	550	630	400	550
Recommend																◎	◎			○	

JET-POWER END MILLS
PLAIN SHANK EH911 SERIES
FLAT SHANK EH912 SERIES
CARBIDE, 2 FLUTE 35° HELIX SHORT LENGTH
VOLLHARTMETALL, 2 SCHNEIDEN 35° RECHTSSPIRALE KURZ
Fraise carbure, 2 dents, hélice 35°, courte
2 TAGLIENTI, ELICA 35°, CORTA
▶ Ultra micro grain carbide
▶ Reduces chipping of corner edges
▶ Suitable for low hardness materials(under HRc45), alloy steels, tool steels, carbon steels, prehardened steels, stainless steels, etc
▶ Ultra Feinstkorn - Vollhartmetall.
▶ Verstärkte Schneidkante.
▶ zur Bearbeitung von: Werkstoffen bis 45 HRc, rostfreien Stählen, Titan und Nickellegierungen.

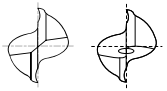

up to Ø3mm over Ø3mm
CARBIDE 2 35° PLAIN FLAT P.426

Unit : mm

EDP No. PLAIN	EDP No. FLAT	Mill Diameter D_1	Shank Diameter D_2	Length of Cut L_1	Overall Length L_2
EH911090	EH912090	9.0	10	19	70
EH911095	EH912095	9.5	10	19	70
EH911100	EH912100	10.0	10	22	70
EH911110	EH912110	11.0	12	22	75
EH911120	EH912120	12.0	12	26	75
EH911140	EH912140	14.0	16	26	85
EH911160	EH912160	16.0	16	32	100
EH911180	EH912180	18.0	16	32	100
EH911200	EH912200	20.0	20	38	105
EH911220	EH912220	22.0	20	38	105
EH911250	EH912250	25.0	25	45	120

Mill Dia. Tolerance (mm)	Shank Dia. Tolerance
0 ~ - 0.03	h5



Enforced Cutting Edge

◎ : Excellent ○ : Good

ISO	P											M			K					
Material Description	Non-alloy steel					Low alloy steel				High alloyed steel and tool steel		Stainless steel			Grey cast iron		Nodular cast iron		Malleable cast iron	
VDI 3323	1	2	3	4	5	6	7	8	9	10	11	12	13	14	15	16	17	18	19	20
HRc		13	25	28	32	10	29	32	38	15	35	15	23	10	10	26	3	25		21
HB	125	190	250	270	300	180	275	300	350	200	325	200	240	180	180	260	160	250	130	230
Recommend	○	○	◎	◎	◎	○	◎	◎	◎	○	◎	○	○	◎						

ISO	N										S							H		
Material Description	Aluminum-wrought alloy		Aluminum-cast, alloyed			Copper and Copper Alloys (Bronze / Brass)			Non Metallic Materials		Heat Resistant Super Alloys					Titanium Alloys		Hardened steel	Chilled Cast Iron	Hardened Cast Iron
VDI 3323	21	22	23	24	25	26	27	28	29	30	31	32	33	34	35	36	37	38	39	40	41
HRc											15	30	25	38	34			55	60	42	55
HB	60	100	75	90	130	110	90	100			200	280	250	350	320	400 Rm	1050 Rm	550	630	400	550
Recommend																◎	◎			○	

JET-POWER END MILLS

PLAIN SHANK **EH913** SERIES
FLAT SHANK **EH914** SERIES

CARBIDE, 4 FLUTE 35° HELIX SHORT LENGTH

VOLLHARTMETALL, 4 SCHNEIDEN 35° RECHTSSPIRALE KURZ
Fraise carbure, 4 dents, hélice 35°, courte
4 TAGLIENTI, ELICA 35°, CORTA

- ▶ Ultra micro grain carbide
- ▶ Reduces chipping of corner edges
- ▶ Suitable for low hardness materials(under HRc45), alloy steels, tool steels, carbon steels, prehardened steels, stainless steels, etc

- ▶ Ultra Feinstkorn - Vollhartmetall
- ▶ Verstärkte Schneidkante.
- ▶ Für die Bearbeitung von: Werkstoffen bis 45 HRc, rostfreien Stählen, Titan und Nickellegierungen.

CARBIDE | 4 | 35° | PLAIN | FLAT P.427

Unit : mm

EDP No.		Mill Diameter	Shank Diameter	Length of Cut	Overall Length
PLAIN	FLAT	D_1	D_2	L_1	L_2
EH913020	-	2.0	4	6	40
EH913901	EH914901	2.0	6	6	40
EH913025	-	2.5	4	8	40
EH913902	EH914902	2.5	6	8	40
EH913030	EH914030	3.0	6	8	45
EH913035	EH914035	3.5	6	10	45
EH913040	EH914040	4.0	6	11	45
EH913045	EH914045	4.5	6	11	45
EH913050	EH914050	5.0	6	13	50
EH913055	EH914055	5.5	6	13	50
EH913060	EH914060	6.0	6	13	50
EH913065	EH914065	6.5	8	16	60
EH913070	EH914070	7.0	8	16	60
EH913075	EH914075	7.5	8	16	60
EH913080	EH914080	8.0	8	19	60
EH913085	EH914085	8.5	10	19	70
EH913090	EH914090	9.0	10	19	70
EH913095	EH914095	9.5	10	19	70
EH913100	EH914100	10.0	10	22	70
EH913110	EH914110	11.0	12	22	75

▶ NEXT PAGE

Mill Dia. Tolerance (mm)	Shank Dia. Tolerance
0 ~ - 0.03	h5

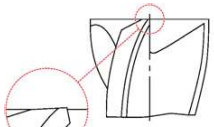

Enforced Cutting Edge

◎ : Excellent ○ : Good

ISO	P											M			K					
Material Description	Non-alloy steel					Low alloy steel				High alloyed steel and tool steel		Stainless steel			Grey cast iron		Nodular cast iron		Malleable cast iron	
VDI 3323	1	2	3	4	5	6	7	8	9	10	11	12	13	14	15	16	17	18	19	20
HRc		13	25	28	32	10	29	32	38	15	35	15	23	10	10	26	3	25		21
HB	125	190	250	270	300	180	275	300	350	200	325	200	240	180	180	260	160	250	130	230
Recommend	○	○	◎	◎	◎	○	◎	◎	◎	○	◎	○	○	◎						

ISO	N										S							H		
Material Description	Aluminum-wrought alloy		Aluminum-cast, alloyed			Copper and Copper Alloys (Bronze / Brass)			Non Metallic Materials		Heat Resistant Super Alloys					Titanium Alloys		Hardened steel	Chilled Cast Iron	Hardened Cast Iron
VDI 3323	21	22	23	24	25	26	27	28	29	30	31	32	33	34	35	36	37	38	39	40	41
HRc											15	30	25	38	34			55	60	42	55
HB	60	100	75	90	130	110	90	100			200	280	250	350	320	400 Rm	1050 Rm	550	630	400	550
Recommend																◎	◎			○	

JET-POWER END MILLS
PLAIN SHANK EH913 SERIES
FLAT SHANK EH914 SERIES
CARBIDE, 4 FLUTE 35° HELIX SHORT LENGTH
VOLLHARTMETALL, 4 SCHNEIDEN 35° RECHTSSPIRALE KURZ
Fraise carbure, 4 dents, hélice 35°, courte
4 TAGLIENTI, ELICA 35°, CORTA
▶ Ultra micro grain carbide
▶ Reduces chipping of corner edges
▶ Suitable for low hardness materials(under HRc45), alloy steels, tool steels, carbon steels, prehardened steels, stainless steels, etc
▶ Ultra Feinstkorn - Vollhartmetall
▶ Verstärkte Schneidkante.
▶ Für die Bearbeitung von: Werkstoffen bis 45 HRc, rostfreien Stählen, Titan und Nickellegierungen.

CARBIDE | 4 | 35° | PLAIN | FLAT P.427

Unit : mm

EDP No.		Mill Diameter	Shank Diameter	Length of Cut	Overall Length
PLAIN	FLAT	D_1	D_2	L_1	L_2
EH913120	EH914120	12.0	12	26	75
EH913140	EH914140	14.0	16	26	85
EH913160	EH914160	16.0	16	32	100
EH913180	EH914180	18.0	16	32	100
EH913200	EH914200	20.0	20	38	105
EH913220	EH914220	22.0	20	38	105
EH913250	EH914250	25.0	25	45	120

Mill Dia. Tolerance (mm)	Shank Dia. Tolerance
0 ~ - 0.03	h5



Enforced Cutting Edge

◎ : Excellent ○ : Good

ISO	P											M			K					
Material Description	Non-alloy steel					Low alloy steel				High alloyed steel and tool steel		Stainless steel			Grey cast iron		Nodular cast iron		Malleable cast iron	
VDI 3323	1	2	3	4	5	6	7	8	9	10	11	12	13	14	15	16	17	18	19	20
HRc		13	25	28	32	10	29	32	38	15	35	15	23	10	10	26	3	25		21
HB	125	190	250	270	300	180	275	300	350	200	325	200	240	180	180	260	160	250	130	230
Recommend	○	○	◎	◎	◎	○	◎	◎	◎	○	◎	○	○	◎						

ISO	N										S							H		
Material Description	Aluminum-wrought alloy		Aluminum-cast, alloyed			Copper and Copper Alloys (Bronze / Brass)			Non Metallic Materials		Heat Resistant Super Alloys					Titanium Alloys		Hardened steel	Chilled Cast Iron	Hardened Cast Iron
VDI 3323	21	22	23	24	25	26	27	28	29	30	31	32	33	34	35	36	37	38	39	40	41
HRc											15	30	25	38	34			55	60	42	55
HB	60	100	75	90	130	110	90	100			200	280	250	350	320	400 Rm	1050 Rm	550	630	400	550
Recommend																◎	◎			○	

CARBIDE
HSS
CBN END MILLS
i-Xmill END MILLS
i-SMART MODULAR END MILLS
X5070 END MILLS
4G MILL END MILLS
X-POWER PRO END MILLS
TitaNox-POWER END MILLS
JET-POWER END MILLS
V7 PLUS END MILLS
ALU-POWER HPC END MILLS
ALU-POWER END MILLS
D-POWER GRAPHITE END MILLS
D-POWER CFRP END MILLS
ROUTERS
CRX S END MILLS
K-2 END MILLS
ONLY ONE COATED PM60 END MILLS
TANK-POWER END MILLS
GENERAL HSS END MILLS
MILLING CUTTERS
TECHNICAL DATA

JET-POWER END MILLS

PLAIN SHANK **EH830** SERIES
FLAT SHANK **EH840** SERIES

CARBIDE, 3&4 FLUTE 50° HELIX LONG LENGTH

VOLLHARTMETALL, 3&4 SCHNEIDEN 50° RECHTSSPIRALE LANG
Fraise carbure, 3&4 dents, hélice 50°, longue
3&4 TAGLIENTI, ELICA 50°, LUNGA

- ▶ Ultra micro grain carbide
- ▶ Reduces chipping of corner edges
- ▶ Suitable for low hardness materials(under HRc45), alloy steels, tool steels, carbon steels, prehardened steels, stainless steels, etc

- ▶ Ultra Feinstkorn - Vollhartmetall
- ▶ Verstärkte Schneidkante.
- ▶ zur Bearbeitung von: Werkstoffen bis 45 HRc, rostfreien Stählen, Titan und Nickellegierungen.

Only available till stock runs out

CARBIDE 3&4 50° PLAIN FLAT P.428-429

Unit : mm

EDP No. PLAIN	EDP No. FLAT	Mill Diameter D_1	Shank Diameter D_2	Length of Cut L_1	Overall Length L_2	No. of Flute
▲ EH830060	▲ EH840060	6.0	6	13	50	3
▲ EH830080	▲ EH840080	8.0	8	19	60	3
▲ EH830100	▲ EH840100	10.0	10	22	70	3
▲ EH830120	▲ EH840120	12.0	12	25	75	3
▲ EH830160	▲ EH840160	16.0	16	32	90	3
▲ EH830180	▲ EH840180	18.0	18	32	90	3
▲ EH830200	▲ EH840200	20.0	20	38	100	4
▲ EH830250	▲ EH840250	25.0	25	45	120	4

▲ : Only available till stock runs out

Mill Dia. Tolerance (mm)	Shank Dia. Tolerance
0 ~ - 0.03	h5



Enforced Cutting Edge

◎ : Excellent ○ : Good

ISO	P											M			K					
Material Description	Non-alloy steel					Low alloy steel				High alloyed steel and tool steel		Stainless steel			Grey cast iron		Nodular cast iron		Malleable cast iron	
VDI 3323	1	2	3	4	5	6	7	8	9	10	11	12	13	14	15	16	17	18	19	20
HRc		13	25	28	32	10	29	32	38	15	35	15	23	10	10	26	3	25		21
HB	125	190	250	270	300	180	275	300	350	200	325	200	240	180	180	260	160	250	130	230
Recommend	○	○	◎	◎	◎	○	◎	◎	◎	○	◎	○	○	◎						

ISO	N										S							H		
Material Description	Aluminum-wrought alloy		Aluminum-cast, alloyed			Copper and Copper Alloys (Bronze / Brass)			Non Metallic Materials		Heat Resistant Super Alloys					Titanium Alloys		Hardened steel	Chilled Cast Iron	Hardened Cast Iron
VDI 3323	21	22	23	24	25	26	27	28	29	30	31	32	33	34	35	36	37	38	39	40	41
HRc											15	30	25	38	34			55	60	42	55
HB	60	100	75	90	130	110	90	100			200	280	250	350	320	400 Rm	1050 Rm	550	630	400	550
Recommend											○	○	○	○	○	◎	◎			○	

JET-POWER END MILLS

PLAIN SHANK **EH915** SERIES
FLAT SHANK **EH916** SERIES

CARBIDE, 6&8 FLUTE 45° HELIX LONG LENGTH (Positive Rake Angle)

VOLLHARTMETALL, 6&8 SCHNEIDEN 45° RECHTSSPIRALE LANG
Fraise carbure, 6&8 dents, hélice 45°, longue (Angle de coupe positif)
6&8 TAGLIENTI, ELICA 45°, LUNGA (Tagliente positivizzato)

- ▶ Ultra micro grain carbide
- ▶ Reduces chipping of corner edges
- ▶ Suitable for low hardness materials(under HRc45), alloy steels, tool steels, carbon steels, prehardened steels, stainless steels, etc

- ▶ Ultra Feinstkorn - Vollhartmetall
- ▶ Verstärkte Schneidkante.
- ▶ zur Bearbeitung von: Werkstoffen bis 45 HRc, rostfreien Stählen, Titan und Nickellegierungen.

CARBIDE 6&8 45° PLAIN FLAT P.430

Unit : mm

EDP No. PLAIN	EDP No. FLAT	Mill Diameter D_1	Shank Diameter D_2	Length of Cut L_1	Overall Length L_2	No. of Flute
EH915060	EH916060	6.0	6	13	57	6
EH915070	EH916070	7.0	8	16	63	6
EH915080	EH916080	8.0	8	19	63	6
EH915090	EH916090	9.0	10	19	72	6
EH915100	EH916100	10.0	10	22	72	6
EH915120	EH916120	12.0	12	26	83	6
EH915140	EH916140	14.0	14	26	83	6
EH915160	EH916160	16.0	16	32	92	6
EH915180	EH916180	18.0	18	32	92	8
EH915200	EH916200	20.0	20	38	104	8
EH915250	EH916250	25.0	25	44	104	8

Mill Dia. Tolerance (mm)	Shank Dia. Tolerance
0 ~ - 0.03	h5



Enforced Cutting Edge

◎ : Excellent ○ : Good

ISO	P											M			K					
Material Description	Non-alloy steel					Low alloy steel				High alloyed steel and tool steel		Stainless steel			Grey cast iron		Nodular cast iron		Malleable cast iron	
VDI 3323	1	2	3	4	5	6	7	8	9	10	11	12	13	14	15	16	17	18	19	20
HRc		13	25	28	32	10	29	32	38	15	35	15	23	10	10	26	3	25		21
HB	125	190	250	270	300	180	275	300	350	200	325	200	240	180	180	260	160	250	130	230
Recommend	○	○	◎	◎	◎	○	◎	◎	◎	○	◎	○	○	◎						

ISO	N										S							H		
Material Description	Aluminum-wrought alloy		Aluminum-cast, alloyed			Copper and Copper Alloys (Bronze / Brass)			Non Metallic Materials		Heat Resistant Super Alloys					Titanium Alloys		Hardened steel	Chilled Cast Iron	Hardened Cast Iron
VDI 3323	21	22	23	24	25	26	27	28	29	30	31	32	33	34	35	36	37	38	39	40	41
HRc											15	30	25	38	34			55	60	42	55
HB	60	100	75	90	130	110	90	100			200	280	250	350	320	400 Rm	1050 Rm	550	630	400	550
Recommend											○	○	○	○	○	◎	◎			○	

CARBIDE
HSS
CBN END MILLS
i-Xmill END MILLS
i-SMART MODULAR END MILLS
X5070 END MILLS
4G MILL END MILLS
X-POWER PRO END MILLS
TitaNox-POWER END MILLS
JET-POWER END MILLS
V7 PLUS END MILLS
ALU-POWER HPC END MILLS
ALU-POWER END MILLS
D-POWER GRAPHITE END MILLS
D-POWER CFRP END MILLS
ROUTERS
CRX S END MILLS
K-2 END MILLS
ONLY ONE COATED PM60 END MILLS
TANK-POWER END MILLS
GENERAL HSS END MILLS
MILLING CUTTERS
TECHNICAL DATA

JET-POWER END MILLS

FLAT SHANK **EE515** SERIES

PREMIUM HSS-PM, 4&6 FLUTE SHORT LENGTH

PREMIUM HSS-PM, 4&6 SCHNEIDEN KURZ
Fraise HSS-PM Premium, 4&6 dents, courte
4&6 TAGLIENTI, CORTA (HSS-PM)

- ▶ Excellent performance on Low handness materials (under HRc45), alloy steels, tool steels, carbon steels, prehardened steels, Stainless Steel, Titanium, Inconel.
- ▶ High chemical stability prevents built-up edge, micro cracks and crater wear.
- ▶ Superior workpiece finish.

- ▶ Ausgezeichnete Eignung zur Bearbeitung von weichen Materialien (bis HRc45), Legierten Stählen, kraterbildung, vorgehärtetem Stahl, rostfreiem Stahl, Titanium und Inconel.
- ▶ Hohe chemische Stabilität verhindert Kantenbildung, Mikrorisse und Kraterauflzug.
- ▶ Höhere Oberflächengüte.

Only available till stock runs out

HSS PM | 4&6 | 30° | FLAT

P.431

Unit : mm

	EDP No. FLAT	Mill Diameter D_1	Shank Diameter D_2	Length of Cut L_1	Overall Length L_2	No. of Flute
▲	EE515030	3.0	6	8	52	4
▲	EE515040	4.0	6	11	55	4
▲	EE515050	5.0	6	13	57	4
▲	EE515060	6.0	6	13	57	4
▲	EE515080	8.0	10	19	69	4
▲	EE515100	10.0	10	22	72	4
▲	EE515120	12.0	12	26	83	4
▲	EE515140	14.0	12	26	83	4
▲	EE515160	16.0	16	32	92	6
▲	EE515180	18.0	16	32	92	6
▲	EE515200	20.0	20	38	104	6
▲	EE515250	25.0	25	45	121	6

▲ : Only available till stock runs out

Mill Dia. Tolerance (mm)	Shank Dia. Tolerance
0 ~ +0.03	h6

◎ : Excellent ○ : Good

ISO	P											M			K					
Material Description	Non-alloy steel					Low alloy steel				High alloyed steel and tool steel		Stainless steel			Grey cast iron		Nodular cast iron		Malleable cast iron	
VDI 3323	1	2	3	4	5	6	7	8	9	10	11	12	13	14	15	16	17	18	19	20
HRc		13	25	28	32	10	29	32	38	15	35	15	23	10	10	26	3	25		21
HB	125	190	250	270	300	180	275	300	350	200	325	200	240	180	180	260	160	250	130	230
Recommend	○	○	◎	◎	◎	○	◎	◎	◎	○	◎	○	○	◎						

ISO	N										S							H		
Material Description	Aluminum-wrought alloy		Aluminum-cast, alloyed			Copper and Copper Alloys (Bronze / Brass)			Non Metallic Materials		Heat Resistant Super Alloys					Titanium Alloys		Hardened steel	Chilled Cast Iron	Hardened Cast Iron
VDI 3323	21	22	23	24	25	26	27	28	29	30	31	32	33	34	35	36	37	38	39	40	41
HRc											15	30	25	38	34			55	60	42	55
HB	60	100	75	90	130	110	90	100			200	280	250	350	320	400 Rm	1050 Rm	550	630	400	550
Recommend											○	○	○	○	○	◎	◎			○	

JET-POWER END MILLS

PLAIN SHANK **EH852** SERIES
FLAT SHANK **EH862** SERIES

CARBIDE, MULTI FLUTE SHORT LENGTH ROUGHING - FINE

VOLLHARTMETALL, MULTI SCHNEIDEN KURZ SCHRUPPFRÄSER - FEIN
Fraise carbure, multi-dents ébauche, pas fin, courte
3 - 4 - 5 TAGLIENTI, PER SGROSSATURA, CORTA - Bombato fine

- ▶ Suitable for low hardness materials(under HRc45), alloy steels, tool steels, carbon steels, prehardened steels, stainless steels, etc
- ▶ High velocity milling operation.
- ▶ Fast chip ejection.

- ▶ zur Bearbeitung von: Werkstoffen bis 45 HRc, rostfreien Stählen, Titan und Nickellegierungen..
- ▶ Hochgeschwindigkeitsfräsen.
- ▶ Schnelle Spanausfuhr.

Only available till stock runs out

CARBIDE | HR | 3-5 | 30° | PLAIN | FLAT | C x 45°

P.432-433

Unit : mm

	EDP No. PLAIN		EDP No. FLAT	Mill Diameter h10	Shank Diameter h5	Length of Cut	Overall Length	No. of Flute	Chamfer
▲	EH852060	▲	EH862060	6.0	6	7	54	3	0.38
▲	EH852070	▲	EH862070	7.0	8	8	58	3	0.38
▲	EH852080	▲	EH862080	8.0	8	9	58	3	0.38
▲	EH852090	▲	EH862090	9.0	10	13	66	4	0.38
▲	EH852100	▲	EH862100	10.0	10	14	66	4	0.38
▲	EH852120	▲	EH862120	12.0	12	16	73	4	0.55
▲	EH852140	▲	EH862140	14.0	14	18	75	4	0.55
▲	EH852160	▲	EH862160	16.0	16	22	82	4	0.55
▲	EH852180	▲	EH862180	18.0	18	24	84	4	0.55
▲	EH852200	▲	EH862200	20.0	20	26	92	4	0.55
▲	EH852250	▲	EH862250	25.0	25	25	110	5	0.55

▲ : Only available till stock runs out

Tolerances according to DIN 7160 & 7161

	Tolerance range in μm				
	Nominal-Diameter in mm				
	from 1 to 3	over 3 to 6	over 6 to 10	over 10 to 18	over 18 to 30
h10	0 / - 40	0 / - 48	0 / - 58	0 / - 70	0 / - 84
h5	0 / - 4	0 / - 5	0 / - 6	0 / - 8	0 / - 9

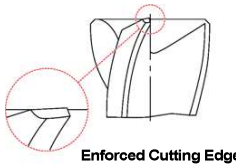

Enforced Cutting Edge

◎ : Excellent ○ : Good

ISO	P											M			K					
Material Description	Non-alloy steel					Low alloy steel				High alloyed steel and tool steel		Stainless steel			Grey cast iron		Nodular cast iron		Malleable cast iron	
VDI 3323	1	2	3	4	5	6	7	8	9	10	11	12	13	14	15	16	17	18	19	20
HRc		13	25	28	32	10	29	32	38	15	35	15	23	10	10	26	3	25		21
HB	125	190	250	270	300	180	275	300	350	200	325	200	240	180	180	260	160	250	130	230
Recommend	○	○	◎	◎	◎	○	◎	◎	◎	○	◎	○	○	◎						

ISO	N										S							H		
Material Description	Aluminum-wrought alloy		Aluminum-cast, alloyed			Copper and Copper Alloys (Bronze / Brass)			Non Metallic Materials		Heat Resistant Super Alloys					Titanium Alloys		Hardened steel	Chilled Cast Iron	Hardened Cast Iron
VDI 3323	21	22	23	24	25	26	27	28	29	30	31	32	33	34	35	36	37	38	39	40	41
HRc											15	30	25	38	34			55	60	42	55
HB	60	100	75	90	130	110	90	100			200	280	250	350	320	400 Rm	1050 Rm	550	630	400	550
Recommend											○	○	○	○	○	◎	◎			○	

CARBIDE
HSS
CBN END MILLS
i-Xmill END MILLS
i-SMART MODULAR END MILLS
X5070 END MILLS
4G MILL END MILLS
X-POWER PRO END MILLS
TitaNox-POWER END MILLS
JET-POWER END MILLS
V7 PLUS END MILLS
ALU-POWER HPC END MILLS
ALU-POWER END MILLS
D-POWER GRAPHITE END MILLS
D-POWER CFRP END MILLS
ROUTERS
CRX S END MILLS
K-2 END MILLS
ONLY ONE COATED PM60 END MILLS
TANK-POWER END MILLS
GENERAL HSS END MILLS
MILLING CUTTERS
TECHNICAL DATA

JET-POWER END MILLS

PLAIN SHANK **EH831** SERIES
FLAT SHANK **EH841** SERIES

CARBIDE, MULTI FLUTE LONG LENGTH ROUGHING - FINE

VOLLHARTMETALL, MULTI SCHNEIDEN LANG SCHRUPPFRÄSER - FEIN
Fraise carbure, multi-dents ébauche, pas fin, longue
3 - 4 - 5 TAGLIENTI, PER SGROSSATURA, LUNGA - Bombato fine

- ▶ Longer flute length than EH852, EH862.
- ▶ Suitable for low hardness materials(under HRc45), alloy steels, tool steels, carbon steels, prehardened steels, stainless steels, etc.
- ▶ High velocity milling operation.
- ▶ Fast chip ejection.

- ▶ Längere Schneiden als bei EH852 und EH862.
- ▶ zur Bearbeitung von: Werkstoffen bis 45 HRc, rostfreien Stählen, Titan und Nickellegierungen..
- ▶ Hochgeschwindigkeitsfräsen.
- ▶ Schnelle Spanausfuhr.

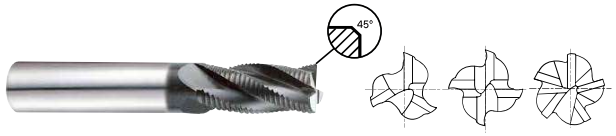

CARBIDE | HR | 3-5 | 30° | PLAIN | FLAT | C x 45°

P.432-433

Unit : mm

EDP No.		Mill Diameter	Shank Diameter	Length of Cut	Overall Length	No. of Flute	Chamfer
PLAIN	FLAT	h10	h5				
EH831060	EH841060	6.0	6	16	57	3	0.38
EH831070	EH841070	7.0	8	16	63	3	0.38
EH831080	EH841080	8.0	8	16	63	3	0.38
EH831090	EH841090	9.0	10	19	72	4	0.38
EH831100	EH841100	10.0	10	22	72	4	0.38
EH831120	EH841120	12.0	12	26	83	4	0.55
EH831140	EH841140	14.0	14	26	83	4	0.55
EH831160	EH841160	16.0	16	32	92	4	0.55
EH831180	EH841180	18.0	18	32	92	4	0.55
EH831200	EH841200	20.0	20	38	104	4	0.55
EH831250	EH841250	25.0	25	45	121	5	0.55

Tolerances according to DIN 7160 & 7161

Tolerance range in μm					
Nominal-Diameter in mm					
	from 1 to 3	over 3 to 6	over 6 to 10	over 10 to 18	over 18 to 30
h10	0 / -40	0 / -48	0 / -58	0 / -70	0 / -84
h5	0 / -4	0 / -5	0 / -6	0 / -8	0 / -9

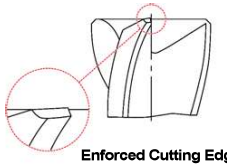

Enforced Cutting Edge

◎ : Excellent ○ : Good

ISO	P											M			K					
Material Description	Non-alloy steel					Low alloy steel				High alloyed steel and tool steel		Stainless steel			Grey cast iron		Nodular cast iron		Malleable cast iron	
VDI 3323	1	2	3	4	5	6	7	8	9	10	11	12	13	14	15	16	17	18	19	20
HRc		13	25	28	32	10	29	32	38	15	35	15	23	10	10	26	3	25		21
HB	125	190	250	270	300	180	275	300	350	200	325	200	240	180	180	260	160	250	130	230
Recommend	○	○	◎	◎	◎	○	◎	◎	◎	○	◎	○	○	◎						

ISO	N										S							H		
Material Description	Aluminum-wrought alloy		Aluminum-cast, alloyed			Copper and Copper Alloys (Bronze / Brass)			Non Metallic Materials		Heat Resistant Super Alloys					Titanium Alloys		Hardened steel	Chilled Cast Iron	Hardened Cast Iron
VDI 3323	21	22	23	24	25	26	27	28	29	30	31	32	33	34	35	36	37	38	39	40	41
HRc											15	30	25	38	34			55	60	42	55
HB	60	100	75	90	130	110	90	100			200	280	250	350	320	400 Rm	1050 Rm	550	630	400	550
Recommend											○	○	○	○	○	◎	◎			○	

JET-POWER END MILLS

PLAIN SHANK **EH917** SERIES
FLAT SHANK **EH918** SERIES

CARBIDE, MULTI FLUTE 45° HELIX SHORT LENGTH ROUGHING - FINE

VOLLHARTMETALL, MULTI SCHNEIDEN 45° RECHTSSPIRALE KURZ SCHRUPPFRÄSER - FEIN
Fraise carbure, multi-dents ébauche, hélice 45°, pas fin, courte
4 - 5 - 6 TAGLIENTI, ELICA 45°, PER SGROSSATURA, CORTA - Bombato fine

- ▶ Ultra micro grain carbide
- ▶ High chip removal and minimizing breakages of cutting edges.
- ▶ Suitable for low hardness materials(under HRc45), alloy steels, tool steels, carbon steels, prehardened steels, stainless steels, etc

- ▶ Ultra Feinstkorn - Vollhartmetall
- ▶ Schnelle Spanausfuhr und Minimierung von Abbrechen von Schneidkanten.
- ▶ zur Bearbeitung von: Werkstoffen bis 45 HRc, rostfreien Stählen, Titan und Nickellegierungen.

CARBIDE | HR | 4-6 | 45° | PLAIN | FLAT | C x 45°

P.434-435

Unit : mm

EDP No.		Mill Diameter	Shank Diameter	Length of Cut	Overall Length	No. of Flute	Chamfer
PLAIN	FLAT	h10	h5				
EH917060	EH918060	6.0	6	7	54	4	0.15
EH917080	EH918080	8.0	8	9	58	4	0.18
EH917100	EH918100	10.0	10	14	66	4	0.20
EH917120	EH918120	12.0	12	16	73	4	0.20
EH917160	EH918160	16.0	16	22	82	5	0.20
EH917200	EH918200	20.0	20	26	92	6	0.20

Tolerances according to DIN 7160 & 7161

Tolerance range in μm					
Nominal-Diameter in mm					
	from 1 to 3	over 3 to 6	over 6 to 10	over 10 to 18	over 18 to 30
h10	0 / -40	0 / -48	0 / -58	0 / -70	0 / -84
h5	0 / -4	0 / -5	0 / -6	0 / -8	0 / -9

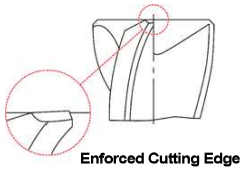

Enforced Cutting Edge

◎ : Excellent ○ : Good

ISO	P											M			K					
Material Description	Non-alloy steel					Low alloy steel				High alloyed steel and tool steel		Stainless steel			Grey cast iron		Nodular cast iron		Malleable cast iron	
VDI 3323	1	2	3	4	5	6	7	8	9	10	11	12	13	14	15	16	17	18	19	20
HRc		13	25	28	32	10	29	32	38	15	35	15	23	10	10	26	3	25		21
HB	125	190	250	270	300	180	275	300	350	200	325	200	240	180	180	260	160	250	130	230
Recommend	○	○	◎	◎	◎	○	◎	◎	◎	○	◎	○	○	◎						

ISO	N										S							H		
Material Description	Aluminum-wrought alloy		Aluminum-cast, alloyed			Copper and Copper Alloys (Bronze / Brass)			Non Metallic Materials		Heat Resistant Super Alloys					Titanium Alloys		Hardened steel	Chilled Cast Iron	Hardened Cast Iron
VDI 3323	21	22	23	24	25	26	27	28	29	30	31	32	33	34	35	36	37	38	39	40	41
HRc											15	30	25	38	34			55	60	42	55
HB	60	100	75	90	130	110	90	100			200	280	250	350	320	400 Rm	1050 Rm	550	630	400	550
Recommend											○	○	○	○	○	◎	◎			○	

JET-POWER END MILLS

PLAIN SHANK **EH919** SERIES
FLAT SHANK **EH920** SERIES

CARBIDE, MULTI FLUTE 45° HELIX LONG LENGTH ROUGHING - FINE

VOLLHARTMETALL, MULTI SCHNEIDEN 45° RECHTSSPIRALE LANG SCHRUPPFRÄSER - FEIN
Fraise carbure, multi-dents ébauche, hélice 45°, pas fin, longue
MULTITAGLIENTI, ELICA 45°, PER SGROSSATURA, LUNGA - Bombato fine

- ▶ Ultra micro grain carbide
- ▶ High chip removal and minimizing breakages of cutting edges.
- ▶ Suitable for low hardness materials(under HRc45), alloy steels, tool steels, carbon steels, prehardened steels, stainless steels, etc

- ▶ Ultra Feinstkorn - Vollhartmetall
- ▶ Schnelle Spanausfuhr und Minimierung von Abbrechen von Schneidkanten.
- ▶ zur Bearbeitung von: Werkstoffen bis 45 HRc, rostfreien Stählen, Titan und Nickellegierungen.

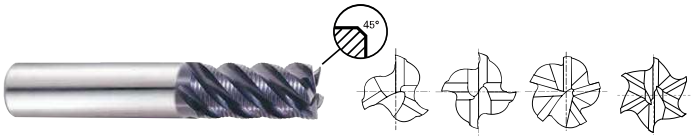

CARBIDE | HR | 3-6 | 45° | PLAIN | FLAT | C x 45°

P.436-437

Unit : mm

EDP No.		Mill Diameter	Shank Diameter	Length of Cut	Overall Length	No. of Flute	Chamfer
PLAIN	FLAT	h10	h5				
EH919040	EH920040	4.0	6	11	57	3	0.1
EH919050	EH920050	5.0	6	13	57	4	0.13
EH919060	EH920060	6.0	6	16	57	4	0.15
EH919070	EH920070	7.0	8	16	63	4	0.15
EH919080	EH920080	8.0	8	16	63	4	0.18
EH919090	EH920090	9.0	10	19	72	4	0.18
EH919100	EH920100	10.0	10	22	72	4	0.2
EH919120	EH920120	12.0	12	26	83	4	0.2
EH919140	EH920140	14.0	14	26	83	5	0.2
EH919160	EH920160	16.0	16	32	92	5	0.2
EH919200	EH920200	20.0	20	38	104	6	0.2
EH919250	EH920250	25.0	25	45	121	6	0.2

Tolerances according to DIN 7160 & 7161

	Tolerance range in μm / Nominal-Diameter in mm				
	from 1 to 3	over 3 to 6	over 6 to 10	over 10 to 18	over 18 to 30
h10	0 / -40	0 / -48	0 / -58	0 / -70	0 / -84
h5	0 / -4	0 / -5	0 / -6	0 / -8	0 / -9

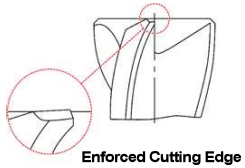

Enforced Cutting Edge

◎ : Excellent ○ : Good

ISO	P											M			K					
Material Description	Non-alloy steel					Low alloy steel				High alloyed steel and tool steel		Stainless steel			Grey cast iron		Nodular cast iron		Malleable cast iron	
VDI 3323	1	2	3	4	5	6	7	8	9	10	11	12	13	14	15	16	17	18	19	20
HRc		13	25	28	32	10	29	32	38	15	35	15	23	10	10	26	3	25		21
HB	125	190	250	270	300	180	275	300	350	200	325	200	240	180	180	260	160	250	130	230
Recommend	○	○	◎	◎	◎	○	◎	◎	◎	○	◎	○	○	◎						

ISO	N										S							H		
Material Description	Aluminum-wrought alloy		Aluminum-cast, alloyed			Copper and Copper Alloys (Bronze / Brass)			Non Metallic Materials		Heat Resistant Super Alloys					Titanium Alloys		Hardened steel	Chilled Cast Iron	Hardened Cast Iron
VDI 3323	21	22	23	24	25	26	27	28	29	30	31	32	33	34	35	36	37	38	39	40	41
HRc											15	30	25	38	34			55	60	42	55
HB	60	100	75	90	130	110	90	100			200	280	250	350	320	400 Rm	1050 Rm	550	630	400	550
Recommend											○	○	○	○	○	◎	◎			○	

JET-POWER END MILLS

PLAIN SHANK **EH921** SERIES
FLAT SHANK **EH942** SERIES

CARBIDE, MULTI FLUTE 45° HELIX LONG REACH ROUGHING - FINE

VOLLHARTMETALL, MULTI SCHNEIDEN 45° RECHTSSPIRALE GROßE REICHWEITE SCHRUPPFRÄSER - FEIN
Fraise carbure, multi-dents ébauche longue portée, hélice 45°, pas fin
MULTITAGLIENTI, ELICA 45° SCARICATA, PER SGROSSATURA, LUNGA - Bombato fine

- ▶ Ultra micro grain carbide
- ▶ High chip removal and minimizing breakages of cutting edges.
- ▶ Suitable for low hardness materials(under HRc45), alloy steels, tool steels, carbon steels, prehardened steels, stainless steels, etc

- ▶ Ultra Feinstkorn - Vollhartmetall
- ▶ Schnelle Spanausfuhr und Minimierung von Abbrechen von Schneidkanten.
- ▶ zur Bearbeitung von: Werkstoffen bis 45 HRc, rostfreien Stählen, Titan und Nickellegierungen.



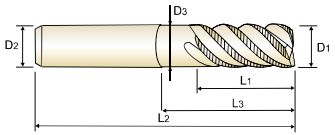

CARBIDE | HR | 4-6 | 45° | PLAIN | FLAT | C x 45°

P.434-435

Unit : mm

EDP No.		Mill Diameter	Shank Diameter	Length of Cut	Length Below Shank	Overall Length	Neck Diameter	No. of Flute	Chamfer
PLAIN	FLAT	D_1(h10)	D_2(h5)	L_1	L_3	L_2	D_3		
EH921060	EH942060	6.0	6	16	20	57	5.5	4	0.15
EH921080	EH942080	8.0	8	16	26	63	7.5	4	0.18
EH921100	EH942100	10.0	10	22	31	72	9.5	4	0.2
EH921120	EH942120	12.0	12	26	37	83	11.5	4	0.2
EH921160	EH942160	16.0	16	32	51	100	15.5	5	0.2
EH921200	EH942200	20.0	20	38	59	110	19.2	6	0.2

Tolerances according to DIN 7160 & 7161

	Tolerance range in μm / Nominal-Diameter in mm				
	from 1 to 3	over 3 to 6	over 6 to 10	over 10 to 18	over 18 to 30
h10	0 / -40	0 / -48	0 / -58	0 / -70	0 / -84
h5	0 / -4	0 / -5	0 / -6	0 / -8	0 / -9

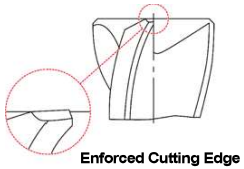

Enforced Cutting Edge

◎ : Excellent ○ : Good

ISO	P											M			K					
Material Description	Non-alloy steel					Low alloy steel				High alloyed steel and tool steel		Stainless steel			Grey cast iron		Nodular cast iron		Malleable cast iron	
VDI 3323	1	2	3	4	5	6	7	8	9	10	11	12	13	14	15	16	17	18	19	20
HRc		13	25	28	32	10	29	32	38	15	35	15	23	10	10	26	3	25		21
HB	125	190	250	270	300	180	275	300	350	200	325	200	240	180	180	260	160	250	130	230
Recommend	○	○	◎	◎	◎	○	◎	◎	◎	○	◎	○	○	◎						

ISO	N										S							H		
Material Description	Aluminum-wrought alloy		Aluminum-cast, alloyed			Copper and Copper Alloys (Bronze / Brass)			Non Metallic Materials		Heat Resistant Super Alloys					Titanium Alloys		Hardened steel	Chilled Cast Iron	Hardened Cast Iron
VDI 3323	21	22	23	24	25	26	27	28	29	30	31	32	33	34	35	36	37	38	39	40	41
HRc											15	30	25	38	34			55	60	42	55
HB	60	100	75	90	130	110	90	100			200	280	250	350	320	400 Rm	1050 Rm	550	630	400	550
Recommend											○	○	○	○	○	◎	◎			○	

JET-POWER END MILLS

RECOMMENDED CUTTING CONDITIONS
EMPFOHLENE SCHNEIDPARAMETER

EH911, EH912 SERIES — 2 FLUTE - SLOTTING

Vc = m/min.
fz = mm/tooth
RPM = rev./min.
FEED = mm/min.

ISO	VDI 3323	Material Description	Ae	Ap	Parameter	Diameter (Ø) 2.0	3.0	4.0	5.0	6.0	8.0	10.0	12.0	16.0	20.0	25.0
P	1-4	Non-alloy steel	1.0D	0.5D (up to Ø3:0.2D)	Vc	75	85	95	100	105	105	100	105	110	105	105
					fz	0.008	0.012	0.02	0.025	0.031	0.045	0.051	0.051	0.05	0.051	0.048
					RPM	11937	9019	7560	6366	5570	4178	3183	2785	2188	1671	1337
					FEED	191	216	302	318	345	376	325	284	219	170	128
	5		1.0D	0.5D (up to Ø3:0.2D)	Vc	50	50	60	60	65	65	65	65	70	65	65
					fz	0.008	0.013	0.019	0.025	0.033	0.04	0.04	0.039	0.04	0.038	0.042
					RPM	7958	5305	4775	3820	3448	2586	2069	1724	1393	1035	828
					FEED	127	138	181	191	228	207	166	134	111	79	70
	6-7	Low alloy steel	1.0D	0.5D (up to Ø3:0.2D)	Vc	75	85	95	100	105	105	100	105	110	105	105
					fz	0.008	0.012	0.02	0.025	0.031	0.045	0.051	0.051	0.05	0.051	0.048
					RPM	11937	9019	7560	6366	5570	4178	3183	2785	2188	1671	1337
					FEED	191	216	302	318	345	376	325	284	219	170	128
	8-9		1.0D	0.5D (up to Ø3:0.2D)	Vc	50	50	60	60	65	65	65	65	70	65	65
					fz	0.008	0.013	0.019	0.025	0.033	0.04	0.04	0.039	0.04	0.038	0.042
					RPM	7958	5305	4775	3820	3448	2586	2069	1724	1393	1035	828
					FEED	127	138	181	191	228	207	166	134	111	79	70
	10	High alloyed steel, and tool steel	1.0D	0.5D (up to Ø3:0.2D)	Vc	75	85	95	100	105	105	100	105	110	105	105
					fz	0.008	0.012	0.02	0.025	0.031	0.045	0.051	0.051	0.05	0.051	0.048
					RPM	11937	9019	7560	6366	5570	4178	3183	2785	2188	1671	1337
					FEED	191	216	302	318	345	376	325	284	219	170	128
	11.1 - 11.2		1.0D	0.5D (up to Ø3:0.2D)	Vc	50	50	60	60	65	65	65	65	70	65	65
					fz	0.008	0.013	0.019	0.025	0.033	0.04	0.04	0.039	0.04	0.038	0.042
					RPM	7958	5305	4775	3820	3448	2586	2069	1724	1393	1035	828
					FEED	127	138	181	191	228	207	166	134	111	79	70
M	14.1	Stainless steel	1.0D	0.5D (up to Ø3:0.2D)	Vc	40	45	50	50	55	55	55	50	55	55	55
					fz	0.007	0.013	0.019	0.025	0.032	0.043	0.048	0.048	0.052	0.048	0.044
					RPM	6366	4775	3979	3183	2918	2188	1751	1326	1094	875	700
					FEED	89	124	151	159	187	188	168	127	114	84	62
S	36-37	Titanium Alloys	1.0D	0.5D (up to Ø3:0.2D)	Vc	40	45	50	50	55	55	55	50	55	55	55
					fz	0.007	0.013	0.019	0.025	0.032	0.043	0.048	0.048	0.052	0.048	0.044
					RPM	6366	4775	3979	3183	2918	2188	1751	1326	1094	875	700
					FEED	89	124	151	159	187	188	168	127	114	84	62
H	40	Chilled Cast Iron	1.0D	0.5D (up to Ø3:0.2D)	Vc	50	50	60	60	65	65	65	65	70	65	65
					fz	0.008	0.013	0.019	0.025	0.033	0.04	0.04	0.039	0.04	0.038	0.042
					RPM	7958	5305	4775	3820	3448	2586	2069	1724	1393	1035	828
					FEED	127	138	181	191	228	207	166	134	111	79	70

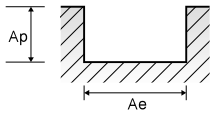

CARBIDE
HSS
CBN END MILLS
i-Xmill END MILLS
i-SMART MODULAR END MILLS
X5070 END MILLS
4G MILL END MILLS
X-POWER PRO END MILLS
TitaNox-POWER END MILLS
JET-POWER END MILLS
V7 PLUS END MILLS
ALU-POWER HPC END MILLS
ALU-POWER END MILLS
D-POWER GRAPHITE END MILLS
D-POWER CFRP END MILLS
ROUTERS
CRX S END MILLS
K-2 END MILLS
ONLY ONE COATED PM60 END MILLS
TANK-POWER END MILLS
GENERAL HSS END MILLS
MILLING CUTTERS
TECHNICAL DATA

JET-POWER END MILLS
RECOMMENDED CUTTING CONDITIONS
EMPFOHLENE SCHNEIDPARAMETER

EH913, EH914 SERIES — 4 FLUTE - SIDE CUTTING

Vc = m/min.
fz = mm/tooth
RPM = rev./min.
FEED = mm/min.

ISO	VDI 3323	Material Description	Ae	Ap	Parameter	Diameter (Ø) 2.0	3.0	4.0	5.0	6.0	8.0	10.0	12.0	16.0	20.0	25.0
P	1-4	Non-alloy steel	0.05D	1.0D	Vc	75	85	95	100	105	105	100	105	110	105	105
					fz	0.006	0.009	0.019	0.024	0.03	0.042	0.047	0.047	0.047	0.048	0.046
					RPM	11937	9019	7560	6366	5570	4178	3183	2785	2188	1671	1337
					FEED	286	325	575	611	668	702	598	524	411	321	246
	5		0.05D	1.0D	Vc	50	50	60	60	65	65	65	65	70	65	65
					fz	0.006	0.009	0.019	0.024	0.031	0.038	0.038	0.037	0.037	0.038	0.039
					RPM	7958	5305	4775	3820	3448	2586	2069	1724	1393	1035	828
					FEED	191	191	363	367	428	393	314	255	206	157	129
	6-7	Low alloy steel	0.05D	1.0D	Vc	75	85	95	100	105	105	100	105	110	105	105
					fz	0.006	0.009	0.019	0.024	0.03	0.042	0.047	0.047	0.047	0.048	0.046
					RPM	11937	9019	7560	6366	5570	4178	3183	2785	2188	1671	1337
					FEED	286	325	575	611	668	702	598	524	411	321	246
	8-9		0.05D	1.0D	Vc	50	50	60	60	65	65	65	65	70	65	65
					fz	0.006	0.009	0.019	0.024	0.031	0.038	0.038	0.037	0.037	0.038	0.039
					RPM	7958	5305	4775	3820	3448	2586	2069	1724	1393	1035	828
					FEED	191	191	363	367	428	393	314	255	206	157	129
	10	High alloyed steel, and tool steel	0.05D	1.0D	Vc	75	85	95	100	105	105	100	105	110	105	105
					fz	0.006	0.009	0.019	0.024	0.03	0.042	0.047	0.047	0.047	0.048	0.046
					RPM	11937	9019	7560	6366	5570	4178	3183	2785	2188	1671	1337
					FEED	286	325	575	611	668	702	598	524	411	321	246
	11.1 - 11.2		0.05D	1.0D	Vc	50	50	60	60	65	65	65	65	70	65	65
					fz	0.006	0.009	0.019	0.024	0.031	0.038	0.038	0.037	0.037	0.038	0.039
					RPM	7958	5305	4775	3820	3448	2586	2069	1724	1393	1035	828
					FEED	191	191	363	367	428	393	314	255	206	157	129
M	14.1	Stainless steel	0.05D	1.0D	Vc	40	45	50	50	55	55	55	50	55	55	55
					fz	0.006	0.009	0.018	0.024	0.029	0.042	0.045	0.044	0.047	0.045	0.044
					RPM	6366	4775	3979	3183	2918	2188	1751	1326	1094	875	700
					FEED	153	172	286	306	338	368	315	233	206	158	123
	36-37	Titanium Alloys	0.05D	1.0D	Vc	40	45	50	50	55	55	55	50	55	55	55
					fz	0.006	0.009	0.018	0.024	0.029	0.042	0.045	0.044	0.047	0.045	0.044
					RPM	6366	4775	3979	3183	2918	2188	1751	1326	1094	875	700
					FEED	153	172	286	306	338	368	315	233	206	158	123
	40	Chilled Cast Iron	0.05D	1.0D	Vc	50	50	60	60	65	65	65	65	70	65	65
					fz	0.006	0.009	0.019	0.024	0.031	0.038	0.038	0.037	0.037	0.038	0.039
					RPM	7958	5305	4775	3820	3448	2586	2069	1724	1393	1035	828
					FEED	191	191	363	367	428	393	314	255	206	157	129

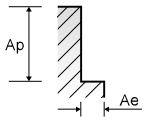

JET-POWER END MILLS

RECOMMENDED CUTTING CONDITIONS
EMPFOHLENE SCHNEIDPARAMETER

EH830, EH840 SERIES — 3&4 FLUTE - SLOTTING

Vc = m/min.
fz = mm/tooth
RPM = rev./min.
FEED = mm/min.

ISO	VDI 3323	Material Description	Ae	Ap	Parameter	Diameter (Ø) 6.0	8.0	10.0	12.0	16.0	18.0	20.0	25.0
P	1-4	Non-alloy steel	1.0D	0.5D	Vc	105	105	100	105	110	110	105	105
					fz	0.019	0.027	0.031	0.03	0.03	0.03	0.022	0.021
					RPM	5570	4178	3183	2785	2188	1945	1671	1337
					FEED	318	338	296	251	197	175	147	112
	5		1.0D	0.5D	Vc	65	65	65	65	70	70	65	65
					fz	0.02	0.024	0.023	0.024	0.025	0.023	0.017	0.018
					RPM	3448	2586	2069	1724	1393	1238	1035	828
					FEED	207	186	143	124	104	85	70	60
	6-7	Low alloy steel	1.0D	0.5D	Vc	105	105	100	105	110	110	105	105
					fz	0.019	0.027	0.031	0.03	0.03	0.03	0.022	0.021
					RPM	5570	4178	3183	2785	2188	1945	1671	1337
					FEED	318	338	296	251	197	175	147	112
	8-9		1.0D	0.5D	Vc	65	65	65	65	70	70	65	65
					fz	0.02	0.024	0.023	0.024	0.025	0.023	0.017	0.018
					RPM	3448	2586	2069	1724	1393	1238	1035	828
					FEED	207	186	143	124	104	85	70	60
	10	High alloyed steel, and tool steel	1.0D	0.5D	Vc	105	105	100	105	110	110	105	105
					fz	0.019	0.027	0.031	0.03	0.03	0.03	0.022	0.021
					RPM	5570	4178	3183	2785	2188	1945	1671	1337
					FEED	318	338	296	251	197	175	147	112
	11.1 - 11.2		1.0D	0.5D	Vc	65	65	65	65	70	70	65	65
					fz	0.02	0.024	0.023	0.024	0.025	0.023	0.017	0.018
					RPM	3448	2586	2069	1724	1393	1238	1035	828
					FEED	207	186	143	124	104	85	70	60
M	14.1	Stainless steel	1.0D	0.5D	Vc	55	55	55	50	55	55	55	55
					fz	0.019	0.025	0.028	0.029	0.032	0.03	0.021	0.022
					RPM	2918	2188	1751	1326	1094	973	875	700
					FEED	166	164	147	115	105	88	74	62
S	31-35	Heat Resistant Super Alloys	1.0D	0.05D	Vc	20	20	20	20	20	20	20	20
					fz	0.011	0.016	0.02	0.018	0.02	0.018	0.016	0.014
					RPM	1061	796	637	531	398	354	318	255
					FEED	35	38	38	29	24	19	20	14
	36-37	Titanium Alloys	1.0D	0.5D	Vc	55	55	55	50	55	55	55	55
					fz	0.019	0.025	0.028	0.029	0.032	0.03	0.021	0.022
					RPM	2840	2100	1680	1370	1050	950	840	670
					FEED	160	160	140	120	100	85	70	60
	40	Chilled Cast Iron	1.0D	0.5D	Vc	65	65	65	65	70	70	65	65
					fz	0.02	0.024	0.023	0.024	0.025	0.023	0.017	0.018
					RPM	3448	2586	2069	1724	1393	1238	1035	828
					FEED	207	186	143	124	104	85	70	60

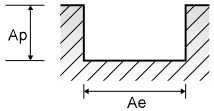

JET-POWER END MILLS
RECOMMENDED CUTTING CONDITIONS
EMPFOHLENE SCHNEIDPARAMETER

EH830, EH840 SERIES — 3&4 FLUTE - SIDE CUTTING

Vc = m/min.
fz = mm/tooth
RPM = rev./min.
FEED = mm/min.

ISO	VDI 3323	Material Description	Ae	Ap	Parameter	Diameter (Ø) 6.0	8.0	10.0	12.0	16.0	18.0	20.0	25.0
P	1-4	Non-alloy steel	0.5D	1.5D	Vc	105	105	100	105	110	110	105	105
					fz	0.024	0.033	0.038	0.038	0.038	0.038	0.028	0.028
					RPM	5570	4178	3183	2785	2188	1945	1671	1337
					FEED	401	414	363	318	249	222	187	150
	5		0.5D	1.5D	Vc	65	65	65	65	70	70	65	65
					fz	0.025	0.03	0.03	0.03	0.029	0.03	0.022	0.022
					RPM	3448	2586	2069	1724	1393	1238	1035	828
					FEED	259	233	186	155	121	111	91	73
	6-7	Low alloy steel	0.5D	1.5D	Vc	105	105	100	105	110	110	105	105
					fz	0.024	0.033	0.038	0.038	0.038	0.038	0.028	0.028
					RPM	5570	4178	3183	2785	2188	1945	1671	1337
					FEED	401	414	363	318	249	222	187	150
	8-9		0.5D	1.5D	Vc	65	65	65	65	70	70	65	65
					fz	0.025	0.03	0.03	0.03	0.029	0.03	0.022	0.022
					RPM	3448	2586	2069	1724	1393	1238	1035	828
					FEED	259	233	186	155	121	111	91	73
	10	High alloyed steel, and tool steel	0.5D	1.5D	Vc	105	105	100	105	110	110	105	105
					fz	0.024	0.033	0.038	0.038	0.038	0.038	0.028	0.028
					RPM	5570	4178	3183	2785	2188	1945	1671	1337
					FEED	401	414	363	318	249	222	187	150
	11.1 - 11.2		0.5D	1.5D	Vc	65	65	65	65	70	70	65	65
					fz	0.025	0.03	0.03	0.03	0.029	0.03	0.022	0.022
					RPM	3448	2586	2069	1724	1393	1238	1035	828
					FEED	259	233	186	155	121	111	91	73
M	14.1	Stainless steel	0.05D	1.0D	Vc	55	55	55	50	55	55	55	55
					fz	0.029	0.042	0.046	0.044	0.048	0.046	0.034	0.034
					RPM	2918	2188	1751	1326	1094	973	875	700
					FEED	254	276	242	175	158	134	119	95
S	31-35	Heat Resistant Super Alloys	0.05D	1.0D	Vc	20	20	20	20	20	20	20	20
					fz	0.017	0.02	0.025	0.027	0.028	0.027	0.022	0.023
					RPM	1061	796	637	531	398	354	318	255
					FEED	54	48	48	43	33	29	28	23
	36-37	Titanium Alloys	0.05D	1.0D	Vc	55	55	55	50	55	55	55	55
					fz	0.029	0.042	0.046	0.044	0.048	0.046	0.034	0.034
					RPM	2918	2188	1751	1326	1094	973	875	700
					FEED	254	276	242	175	158	134	119	95
	40	Chilled Cast Iron	0.5D	1.5D	Vc	65	65	65	65	70	70	65	65
					fz	0.025	0.03	0.03	0.03	0.029	0.03	0.022	0.022
					RPM	3448	2586	2069	1724	1393	1238	1035	828
					FEED	259	233	186	155	121	111	91	73

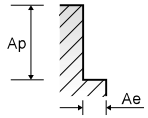

JET-POWER END MILLS

RECOMMENDED CUTTING CONDITIONS
EMPFOHLENE SCHNEIDPARAMETER

EH915, EH916 SERIES — 6&8 FLUTE - SIDE CUTTING

Vc = m/min.
fz = mm/tooth
RPM = rev./min.
FEED = mm/min.

NORMAL SPEED

ISO	VDI 3323	Material Description	Ae	Ap	Parameter	Diameter (Ø) 6.0	8.0	10.0	12.0	16.0	20.0	25.0
P	1-4	Non-alloy steel	0.1D	1.5D	Vc	105	105	105	105	105	105	120
					fz	0.06	0.079	0.099	0.099	0.1	0.075	0.075
					RPM	5570	4178	3342	2785	2089	1671	1528
					FEED	2005	1980	1985	1654	1253	1003	917
	5		0.05D	1.5D	Vc	75	75	75	75	75	75	85
					fz	0.059	0.078	0.098	0.097	0.099	0.074	0.068
					RPM	3979	2984	2387	1989	1492	1194	1082
					FEED	1409	1397	1404	1158	886	707	589
	6-7	Low alloy steel	0.1D	1.5D	Vc	105	105	105	105	105	105	120
					fz	0.06	0.079	0.099	0.099	0.1	0.075	0.075
					RPM	5570	4178	3342	2785	2089	1671	1528
					FEED	2005	1980	1985	1654	1253	1003	917
	8-9		0.05D	1.5D	Vc	75	75	75	75	75	75	85
					fz	0.059	0.078	0.098	0.097	0.099	0.074	0.068
					RPM	3979	2984	2387	1989	1492	1194	1082
					FEED	1409	1397	1404	1158	886	707	589
	10	High alloyed steel, and tool steel	0.1D	1.5D	Vc	105	105	105	105	105	105	120
					fz	0.06	0.079	0.099	0.099	0.1	0.075	0.075
					RPM	5570	4178	3342	2785	2089	1671	1528
					FEED	2005	1980	1985	1654	1253	1003	917
	11.1 - 11.2		0.05D	1.5D	Vc	75	75	75	75	75	75	85
					fz	0.059	0.078	0.098	0.097	0.099	0.074	0.068
					RPM	3979	2984	2387	1989	1492	1194	1082
					FEED	1409	1397	1404	1158	886	707	589
M	14.1	Stainless steel	0.05D	1.5D	Vc	65	65	60	60	60	55	65
					fz	0.054	0.074	0.095	0.104	0.111	0.086	0.079
					RPM	3448	2586	1910	1592	1194	875	828
					FEED	1117	1148	1089	993	795	602	523
S	31-35	Heat Resistant Super Alloys	0.02D	1.0D	Vc	25	25	15	15	15	15	15
					fz	0.035	0.047	0.106	0.104	0.102	0.078	0.077
					RPM	1326	995	477	398	298	239	191
					FEED	279	281	304	248	183	149	118
	36-37	Titanium Alloys	0.05D	1.5D	Vc	65	65	60	60	60	55	65
					fz	0.054	0.074	0.095	0.104	0.111	0.086	0.079
					RPM	3448	2586	1910	1592	1194	875	828
					FEED	1117	1148	1089	993	795	602	523
	40	Chilled Cast Iron	0.05D	1.5D	Vc	75	75	75	75	75	75	85
					fz	0.059	0.078	0.098	0.097	0.099	0.074	0.068
					RPM	3979	2984	2387	1989	1492	1194	1082
					FEED	1409	1397	1404	1158	886	707	589

HIGH SPEED

ISO	VDI 3323	Material Description	Ae	Ap	Parameter	Diameter (Ø) 6.0	8.0	10.0	12.0	16.0	20.0	25.0
P	1-4	Non-alloy steel	0.1D	1.5D	Vc	420	420	420	430	420	420	470
					fz	0.060	0.079	0.100	0.099	0.100	0.075	0.075
					RPM	22282	16711	13369	11406	8356	6685	5984
					FEED	8021	7921	8021	6775	5013	4011	3591
	5		0.05D	1.5D	Vc	315	315	315	315	315	315	355
					fz	0.060	0.081	0.100	0.100	0.100	0.076	0.075
					RPM	16711	12533	10027	8356	6267	5013	4520
					FEED	6016	6091	6016	5013	3760	3048	2712
	6-7	Low alloy steel	0.1D	1.5D	Vc	420	420	420	430	420	420	470
					fz	0.060	0.079	0.100	0.099	0.100	0.075	0.075
					RPM	22282	16711	13369	11406	8356	6685	5984
					FEED	8021	7921	8021	6775	5013	4011	3591
	8-9		0.05D	1.5D	Vc	315	315	315	315	315	315	355
					fz	0.060	0.081	0.100	0.100	0.100	0.076	0.075
					RPM	16711	12533	10027	8356	6267	5013	4520
					FEED	6016	6091	6016	5013	3760	3048	2712
	10	High alloyed steel, and tool steel	0.1D	1.5D	Vc	420	420	420	430	420	420	470
					fz	0.060	0.079	0.100	0.099	0.100	0.075	0.075
					RPM	22282	16711	13369	11406	8356	6685	5984
					FEED	8021	7921	8021	6775	5013	4011	3591
	11.1 - 11.2		0.05D	1.5D	Vc	315	315	315	315	315	315	355
					fz	0.060	0.081	0.100	0.100	0.100	0.076	0.075
					RPM	16711	12533	10027	8356	6267	5013	4520
					FEED	6016	6091	6016	5013	3760	3048	2712
	40	Chilled Cast Iron	0.05D	1.5D	Vc	315	315	315	315	315	315	355
					fz	0.060	0.081	0.100	0.100	0.100	0.076	0.075
					RPM	16711	12533	10027	8356	6267	5013	4520
					FEED	6016	6091	6016	5013	3760	3048	2712

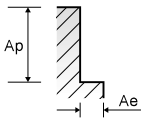

CARBIDE
HSS
CBN END MILLS
i-Xmill END MILLS
i-SMART MODULAR END MILLS
X5070 END MILLS
4G MILL END MILLS
X-POWER PRO END MILLS
TitaNox-POWER END MILLS
JET-POWER END MILLS
V7 PLUS END MILLS
ALU-POWER HPC END MILLS
ALU-POWER END MILLS
D-POWER GRAPHITE END MILLS
D-POWER CFRP END MILLS
ROUTERS
CRX S END MILLS
K-2 END MILLS
ONLY ONE COATED PM60 END MILLS
TANK-POWER END MILLS
GENERAL HSS END MILLS
MILLING CUTTERS
TECHNICAL DATA

JET-POWER END MILLS
RECOMMENDED CUTTING CONDITIONS
EMPFOHLENE SCHNEIDPARAMETER

EE515 SERIES — 6&8 FLUTE - SIDE CUTTING

Vc = m/min.
fz = mm/tooth
RPM = rev./min.
FEED = mm/min.

ISO	VDI 3323	Material Description	Ae	Ap	Parameter	Diameter (Ø) 3.0	4.0	5.0	6.0	8.0	10.0	12.0	14.0	16.0	18.0	20.0	25.0
P	1-4	Non-alloy steel	0.1D	1.5D	Vc	40	45	45	50	50	50	50	50	50	50	50	50
					fz	0.011	0.015	0.019	0.023	0.031	0.045	0.047	0.051	0.038	0.039	0.042	0.043
					RPM	4244	3581	2865	2653	1989	1592	1326	1137	995	884	796	637
					FEED	187	215	218	244	247	286	249	232	227	207	201	164
	5		0.1D	1.5D	Vc	10	10	10	10	15	15	15	15	15	15	15	15
					fz	0.005	0.009	0.01	0.012	0.014	0.018	0.021	0.023	0.017	0.017	0.014	0.015
					RPM	1061	796	637	531	597	477	398	341	298	265	239	191
					FEED	21	29	25	25	33	34	33	31	30	27	20	17
	6-7	Low alloy steel	0.1D	1.5D	Vc	40	45	45	50	50	50	50	50	50	50	50	50
					fz	0.011	0.015	0.019	0.023	0.031	0.045	0.047	0.051	0.038	0.039	0.042	0.043
					RPM	4244	3581	2865	2653	1989	1592	1326	1137	995	884	796	637
					FEED	187	215	218	244	247	286	249	232	227	207	201	164
	8-9		0.1D	1.5D	Vc	10	10	10	10	15	15	15	15	15	15	15	15
					fz	0.005	0.009	0.01	0.012	0.014	0.018	0.021	0.023	0.017	0.017	0.014	0.015
					RPM	1061	796	637	531	597	477	398	341	298	265	239	191
					FEED	21	29	25	25	33	34	33	31	30	27	20	17
	10	High alloyed steel, and tool steel	0.1D	1.5D	Vc	40	45	45	50	50	50	50	50	50	50	50	50
					fz	0.011	0.015	0.019	0.023	0.031	0.045	0.047	0.051	0.038	0.039	0.042	0.043
					RPM	4244	3581	2865	2653	1989	1592	1326	1137	995	884	796	637
					FEED	187	215	218	244	247	286	249	232	227	207	201	164
	11.1 - 11.2		0.1D	1.5D	Vc	10	10	10	10	15	15	15	15	15	15	15	15
					fz	0.005	0.009	0.01	0.012	0.014	0.018	0.021	0.023	0.017	0.017	0.014	0.015
					RPM	1061	796	637	531	597	477	398	341	298	265	239	191
					FEED	21	29	25	25	33	34	33	31	30	27	20	17
M	14.1	Stainless steel	0.1D	1.5D	Vc	20	25	25	25	25	25	25	25	25	25	25	25
					fz	0.013	0.017	0.023	0.027	0.038	0.053	0.057	0.06	0.045	0.046	0.05	0.052
					RPM	2122	1989	1592	1326	995	796	663	568	497	442	398	318
					FEED	110	135	146	143	151	169	151	136	134	122	119	99
S	31-35	Heat Resistant Super Alloys	0.05D	1.0D	Vc	10	10	10	10	10	10	10	10	10	10	10	10
					fz	0.008	0.013	0.015	0.018	0.021	0.027	0.032	0.035	0.026	0.026	0.022	0.023
					RPM	1061	796	637	531	398	318	265	227	199	177	159	127
					FEED	34	41	38	38	33	34	34	32	31	28	21	18
	36-37	Titanium Alloys	0.1D	1.5D	Vc	20	25	25	25	25	25	25	25	25	25	25	25
					fz	0.013	0.017	0.023	0.027	0.038	0.053	0.057	0.06	0.045	0.046	0.05	0.052
					RPM	2122	1989	1592	1326	995	796	663	568	497	442	398	318
					FEED	110	135	146	143	151	169	151	136	134	122	119	99
	40	Chilled Cast Iron	0.1D	1.5D	Vc	10	10	10	10	15	15	15	15	15	15	15	15
					fz	0.005	0.009	0.01	0.012	0.014	0.018	0.021	0.023	0.017	0.017	0.014	0.015
					RPM	1061	796	637	531	597	477	398	341	298	265	239	191
					FEED	21	29	25	25	33	34	33	31	30	27	20	17

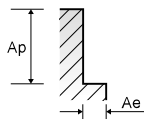

JET-POWER END MILLS

RECOMMENDED CUTTING CONDITIONS
EMPFOHLENE SCHNEIDPARAMETER

EH852 EH862 EH831 EH841 MULTI FLUTES ROUGHING - SLOTTING

Vc = m/min.
fz = mm/tooth
RPM = rev./min.
FEED = mm/min.

ISO	VDI 3323	Material Description	Ae	Ap	Parameter	Diameter (Ø) 6.0	8.0	10.0	12.0	14.0	16.0	18.0	20.0	25.0
P	1-4	Non-alloy steel	1.0D	0.5D	Vc	294	292	289	302	299	302	294	302	338
					fz	0.03	0.04	0.038	0.045	0.053	0.06	0.067	0.068	0.06
					RPM	15597	11618	9199	8011	6798	6008	5199	4806	4304
					FEED	1404	1394	1398	1442	1441	1442	1393	1307	1291
	5		1.0D	0.5D	Vc	234	231	239	226	229	241	249	226	251
					fz	0.013	0.018	0.016	0.02	0.024	0.024	0.024	0.024	0.023
					RPM	12414	9191	7608	5995	5207	4795	4403	3597	3196
					FEED	484	496	487	480	500	460	423	345	368
	6-7	Low alloy steel	1.0D	0.5D	Vc	294	292	289	302	299	302	294	302	338
					fz	0.03	0.04	0.038	0.045	0.053	0.06	0.067	0.068	0.06
					RPM	15597	11618	9199	8011	6798	6008	5199	4806	4304
					FEED	1404	1394	1398	1442	1441	1442	1393	1307	1291
	8-9		1.0D	0.5D	Vc	234	231	239	226	229	241	249	226	251
					fz	0.013	0.018	0.016	0.02	0.024	0.024	0.024	0.024	0.023
					RPM	12414	9191	7608	5995	5207	4795	4403	3597	3196
					FEED	484	496	487	480	500	460	423	345	368
	10	High alloyed steel, and tool steel	1.0D	0.5D	Vc	294	292	289	302	299	302	294	302	338
					fz	0.03	0.04	0.038	0.045	0.053	0.06	0.067	0.068	0.06
					RPM	15597	11618	9199	8011	6798	6008	5199	4806	4304
					FEED	1404	1394	1398	1442	1441	1442	1393	1307	1291
	11.1 - 11.2		1.0D	0.5D	Vc	234	231	239	226	229	241	249	226	251
					fz	0.013	0.018	0.016	0.02	0.024	0.024	0.024	0.024	0.023
					RPM	12414	9191	7608	5995	5207	4795	4403	3597	3196
					FEED	484	496	487	480	500	460	423	345	368
M	14.1	Stainless steel	1.0D	Ø4 ~10:0.25D Ø12~16:0.15D Ø18~25:0.1D	Vc	158	158	160	158	158	166	153	151	170
					fz	0.013	0.018	0.017	0.02	0.024	0.023	0.023	0.023	0.023
					RPM	8382	6287	5093	4191	3592	3302	2706	2403	2165
					FEED	327	339	346	335	345	304	249	221	249
S	31-35	Heat Resistant Super Alloys	1.0D	0.05D	Vc	45	45	41	45	40	40	40	41	47
					fz	0.016	0.02	0.022	0.024	0.022	0.02	0.021	0.023	0.022
					RPM	2387	1790	1305	1194	909	796	707	653	598
					FEED	115	107	115	115	80	64	59	60	66
	36-37	Titanium Alloys	1.0D	Ø4 ~10:0.25D Ø12~16:0.15D Ø18~25:0.1D	Vc	158	158	160	158	158	166	153	151	170
					fz	0.013	0.018	0.017	0.02	0.024	0.023	0.023	0.023	0.023
					RPM	8382	6287	5093	4191	3592	3302	2706	2403	2165
					FEED	327	339	346	335	345	304	249	221	249
	40	Chilled Cast Iron	1.0D	0.5D	Vc	234	231	239	226	229	241	249	226	251
					fz	0.013	0.018	0.016	0.02	0.024	0.024	0.024	0.024	0.023
					RPM	12414	9191	7608	5995	5207	4795	4403	3597	3196
					FEED	484	496	487	480	500	460	423	345	368

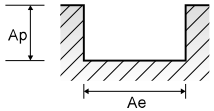

CARBIDE
HSS
CBN END MILLS
i-Xmill END MILLS
i-SMART MODULAR END MILLS
X5070 END MILLS
4G MILL END MILLS
X-POWER PRO END MILLS
TitaNox-POWER END MILLS
JET-POWER END MILLS
V7 PLUS END MILLS
ALU-POWER HPC END MILLS
ALU-POWER END MILLS
D-POWER GRAPHITE END MILLS
D-POWER CFRP END MILLS
ROUTERS
CRX S END MILLS
K-2 END MILLS
ONLY ONE COATED PM60 END MILLS
TANK-POWER END MILLS
GENERAL HSS END MILLS
MILLING CUTTERS
TECHNICAL DATA

JET-POWER END MILLS

RECOMMENDED CUTTING CONDITIONS
EMPFOHLENE SCHNEIDPARAMETER

EH852 EH862 EH831 EH841 MULTI FLUTES ROUGHING - SIDE CUTTING

Vc = m/min.
fz = mm/tooth
RPM = rev./min.
FEED = mm/min.

ISO	VDI 3323	Material Description	Ae	Ap	Parameter	Diameter (Ø) 6.0	8.0	10.0	12.0	14.0	16.0	18.0	20.0	25.0
P	1-4	Non-alloy steel	0.3D	1.5D	Vc	294	292	289	302	299	302	294	302	338
					fz	0.05	0.067	0.063	0.075	0.088	0.1	0.112	0.113	0.1
					RPM	15597	11618	9199	8011	6798	6008	5199	4806	4304
					FEED	2340	2335	2318	2403	2393	2403	2329	2173	2152
	5		0.3D	1.5D	Vc	234	231	239	226	229	241	249	226	251
					fz	0.023	0.03	0.028	0.033	0.04	0.04	0.041	0.039	0.039
					RPM	12414	9191	7608	5995	5207	4795	4403	3597	3196
					FEED	857	827	852	791	833	767	722	561	623
	6-7	Low alloy steel	0.3D	1.5D	Vc	294	292	289	302	299	302	294	302	338
					fz	0.05	0.067	0.063	0.075	0.088	0.1	0.112	0.113	0.1
					RPM	15597	11618	9199	8011	6798	6008	5199	4806	4304
					FEED	2340	2335	2318	2403	2393	2403	2329	2173	2152
	8-9		0.3D	1.5D	Vc	234	231	239	226	229	241	249	226	251
					fz	0.023	0.03	0.028	0.033	0.04	0.04	0.041	0.039	0.039
					RPM	12414	9191	7608	5995	5207	4795	4403	3597	3196
					FEED	857	827	852	791	833	767	722	561	623
	10	High alloyed steel, and tool steel	0.3D	1.5D	Vc	294	292	289	302	299	302	294	302	338
					fz	0.05	0.067	0.063	0.075	0.088	0.1	0.112	0.113	0.1
					RPM	15597	11618	9199	8011	6798	6008	5199	4806	4304
					FEED	2340	2335	2318	2403	2393	2403	2329	2173	2152
	11.1 - 11.2		0.3D	1.5D	Vc	234	231	239	226	229	241	249	226	251
					fz	0.023	0.03	0.028	0.033	0.04	0.04	0.041	0.039	0.039
					RPM	12414	9191	7608	5995	5207	4795	4403	3597	3196
					FEED	857	827	852	791	833	767	722	561	623
M	14.1	Stainless steel	Ø4 ~10:0.15D Ø12~16:0.10D Ø18~25:0.05D	1.5D	Vc	158	158	160	158	158	166	153	151	170
					fz	0.023	0.03	0.028	0.034	0.04	0.039	0.039	0.038	0.038
					RPM	8382	6287	5093	4191	3592	3302	2706	2403	2165
					FEED	578	566	570	570	575	515	422	365	411
S	31-35	Heat Resistant Super Alloys	0.05D	1.0D	Vc	45	45	41	45	40	40	40	41	47
					fz	0.026	0.033	0.037	0.04	0.036	0.034	0.036	0.038	0.037
					RPM	2387	1790	1305	1194	909	796	707	653	598
					FEED	186	177	193	191	131	108	102	99	111
	36-37	Titanium Alloys	Ø4 ~10:0.15D Ø12~16:0.10D Ø18~25:0.05D	1.5D	Vc	158	158	160	158	158	166	153	151	170
					fz	0.023	0.03	0.028	0.034	0.04	0.039	0.039	0.038	0.038
					RPM	8382	6287	5093	4191	3592	3302	2706	2403	2165
					FEED	578	566	570	570	575	515	422	365	411
	40	Chilled Cast Iron	0.3D	1.5D	Vc	234	231	239	226	229	241	249	226	251
					fz	0.023	0.03	0.028	0.033	0.04	0.04	0.041	0.039	0.039
					RPM	12414	9191	7608	5995	5207	4795	4403	3597	3196
					FEED	857	827	852	791	833	767	722	561	623

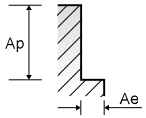

JET-POWER END MILLS

RECOMMENDED CUTTING CONDITIONS
EMPFOHLENE SCHNEIDPARAMETER

EH917 EH918 EH921 EH942 MULTI FLUTES ROUGHING - SLOTTING

Vc = m/min.
fz = mm/tooth
RPM = rev./min.
FEED = mm/min.

ISO	VDI 3323	Material Description	Ae	Ap	Parameter	Diameter (Ø) 6.0	8.0	10.0	12.0	16.0	20.0
P	1-4	Non-alloy steel	1.0D	0.5D	Vc	294	292	289	302	302	302
					fz	0.022	0.03	0.038	0.045	0.048	0.045
					RPM	15597	11618	9199	8011	6008	4806
					FEED	1373	1394	1398	1442	1442	1298
	5		1.0D	0.5D	Vc	234	231	239	226	241	226
					fz	0.01	0.014	0.016	0.02	0.019	0.016
					RPM	12414	9191	7608	5995	4795	3597
					FEED	497	515	487	480	455	345
	6-7	Low alloy steel	1.0D	0.5D	Vc	294	292	289	302	302	302
					fz	0.022	0.03	0.038	0.045	0.048	0.045
					RPM	15597	11618	9199	8011	6008	4806
					FEED	1373	1394	1398	1442	1442	1298
	8-9		1.0D	0.5D	Vc	234	231	239	226	241	226
					fz	0.01	0.014	0.016	0.02	0.019	0.016
					RPM	12414	9191	7608	5995	4795	3597
					FEED	497	515	487	480	455	345
	10	High alloyed steel, and tool steel	1.0D	0.5D	Vc	294	292	289	302	302	302
					fz	0.022	0.03	0.038	0.045	0.048	0.045
					RPM	15597	11618	9199	8011	6008	4806
					FEED	1373	1394	1398	1442	1442	1298
	11.1 - 11.2		1.0D	0.5D	Vc	234	231	239	226	241	226
					fz	0.01	0.014	0.016	0.02	0.019	0.016
					RPM	12414	9191	7608	5995	4795	3597
					FEED	497	515	487	480	455	345
M	14.1	Stainless steel	1.0D	Ø4 ~10:0.25D Ø12~16:0.15D Ø18~25:0.10D	Vc	158	158	160	158	166	151
					fz	0.01	0.013	0.017	0.02	0.019	0.015
					RPM	8382	6287	5093	4191	3302	2403
					FEED	335	327	346	335	314	216
S	31-35	Heat Resistant Super Alloys	1.0D	0.5D	Vc	45	45	41	45	40	41
					fz	0.012	0.015	0.022	0.024	0.016	0.015
					RPM	2387	1790	1305	1194	796	653
					FEED	115	107	115	115	64	59
	36-37	Titanium Alloys	1.0D	Ø4 ~10:0.25D Ø12~16:0.15D Ø18~25:0.10D	Vc	158	158	160	158	166	151
					fz	0.01	0.013	0.017	0.02	0.019	0.015
					RPM	8382	6287	5093	4191	3302	2403
					FEED	335	327	346	335	314	216
	40	Chilled Cast Iron	1.0D	0.5D	Vc	234	231	239	226	241	226
					fz	0.01	0.014	0.016	0.02	0.019	0.016
					RPM	12414	9191	7608	5995	4795	3597
					FEED	372	386	487	480	455	345

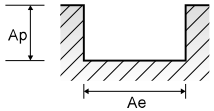

CARBIDE
HSS
CBN END MILLS
i-Xmill END MILLS
i-SMART MODULAR END MILLS
X5070 END MILLS
4G MILL END MILLS
X-POWER PRO END MILLS
TitaNox-POWER END MILLS
JET-POWER END MILLS
V7 PLUS END MILLS
ALU-POWER HPC END MILLS
ALU-POWER END MILLS
D-POWER GRAPHITE END MILLS
D-POWER CFRP END MILLS
ROUTERS
CRX S END MILLS
K-2 END MILLS
ONLY ONE COATED PM60 END MILLS
TANK-POWER END MILLS
GENERAL HSS END MILLS
MILLING CUTTERS
TECHNICAL DATA

JET-POWER END MILLS

RECOMMENDED CUTTING CONDITIONS
EMPFOHLENE SCHNEIDPARAMETER

EH917 EH918 EH921 EH942 MULTI FLUTES ROUGHING - SIDE CUTTING

Vc = m/min.
fz = mm/tooth
RPM = rev./min.
FEED = mm/min.

ISO	VDI 3323	Material Description	Ae	Ap	Parameter	Diameter (Ø) 6.0	8.0	10.0	12.0	16.0	20.0
P	1-4	Non-alloy steel	0.3D	1.5D	Vc	294	292	289	302	302	302
					fz	0.037	0.05	0.063	0.075	0.08	0.075
					RPM	15597	11618	9199	8011	6008	4806
					FEED	2308	2324	2318	2403	2403	2163
	5		0.3D	1.5D	Vc	234	231	239	226	241	226
					fz	0.017	0.023	0.028	0.033	0.032	0.026
					RPM	12414	9191	7608	5995	4795	3597
					FEED	844	846	852	791	767	561
	6-7	Low alloy steel	0.3D	1.5D	Vc	294	292	289	302	302	302
					fz	0.037	0.05	0.063	0.075	0.08	0.075
					RPM	15597	11618	9199	8011	6008	4806
					FEED	2308	2324	2318	2403	2403	2163
	8-9		0.3D	1.5D	Vc	234	231	239	226	241	226
					fz	0.017	0.023	0.028	0.033	0.032	0.026
					RPM	12414	9191	7608	5995	4795	3597
					FEED	844	846	852	791	767	561
	10	High alloyed steel, and tool steel	0.3D	1.5D	Vc	294	292	289	302	302	302
					fz	0.037	0.05	0.063	0.075	0.08	0.075
					RPM	15597	11618	9199	8011	6008	4806
					FEED	2308	2324	2318	2403	2403	2163
	11.1 - 11.2		0.3D	1.5D	Vc	234	231	239	226	241	226
					fz	0.017	0.023	0.028	0.033	0.032	0.026
					RPM	12414	9191	7608	5995	4795	3597
					FEED	844	846	852	791	767	561
M	14.1	Stainless steel	Ø4 ~10:0.15D Ø12~16:0.10D Ø18~25:0.05D	1.5D	Vc	158	158	160	158	166	151
					fz	0.017	0.023	0.028	0.034	0.031	0.025
					RPM	8382	6287	5093	4191	3302	2403
					FEED	570	578	570	570	512	360
S	31-35	Heat Resistant Super Alloys	0.05D	1.0D	Vc	45	45	41	45	40	41
					fz	0.02	0.025	0.037	0.04	0.028	0.025
					RPM	2387	1790	1305	1194	796	653
					FEED	191	179	193	191	111	98
	36-37	Titanium Alloys	Ø4 ~10:0.15D Ø12~16:0.10D Ø18~25:0.05D	1.5D	Vc	158	158	160	158	166	151
					fz	0.017	0.023	0.028	0.034	0.031	0.025
					RPM	8382	6287	5093	4191	3302	2403
					FEED	570	578	570	570	512	360
	40	Chilled Cast Iron	0.3D	1.5D	Vc	234	231	239	226	241	226
					fz	0.017	0.023	0.028	0.033	0.032	0.026
					RPM	12414	9191	7608	5995	4795	3597
					FEED	844	846	852	791	767	561

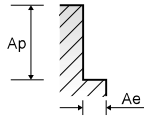

JET-POWER END MILLS

RECOMMENDED CUTTING CONDITIONS
EMPFOHLENE SCHNEIDPARAMETER

EH919, EH920 SERIES — MULTI FLUTES ROUGHING - SLOTTING

Vc = m/min.
fz = mm/tooth
RPM = rev./min.
FEED = mm/min.

ISO	VDI 3323	Material Description	Ae	Ap	Parameter	Diameter (Ø) 4.0	6.0	8.0	10.0	12.0	14.0	16.0	20.0	25.0
P	1-4	Non-alloy steel	1.0D	0.5D	Vc	294	294	292	289	302	299	302	302	338
					fz	0.02	0.022	0.03	0.038	0.045	0.042	0.048	0.045	0.05
					RPM	23396	15597	11618	9199	8011	6798	6008	4806	4304
					FEED	1404	1373	1394	1398	1442	1428	1442	1298	1291
	5		1.0D	0.5D	Vc	234	234	231	239	226	229	241	226	251
					fz	0.009	0.01	0.014	0.016	0.02	0.019	0.019	0.016	0.019
					RPM	18621	12414	9191	7608	5995	5207	4795	3597	3196
					FEED	503	497	515	487	480	495	455	345	364
	6-7	Low alloy steel	1.0D	0.5D	Vc	294	294	292	289	302	299	302	302	338
					fz	0.02	0.022	0.03	0.038	0.045	0.042	0.048	0.045	0.05
					RPM	23396	15597	11618	9199	8011	6798	6008	4806	4304
					FEED	1404	1373	1394	1398	1442	1428	1442	1298	1291
	8-9		1.0D	0.5D	Vc	234	234	231	239	226	229	241	226	251
					fz	0.009	0.01	0.014	0.016	0.02	0.019	0.019	0.016	0.019
					RPM	18621	12414	9191	7608	5995	5207	4795	3597	3196
					FEED	503	497	515	487	480	495	455	345	364
	10	High alloyed steel, and tool steel	1.0D	0.5D	Vc	294	294	292	289	302	299	302	302	338
					fz	0.02	0.022	0.03	0.038	0.045	0.042	0.048	0.045	0.05
					RPM	23396	15597	11618	9199	8011	6798	6008	4806	4304
					FEED	1404	1373	1394	1398	1442	1428	1442	1298	1291
	11.1 - 11.2		1.0D	0.5D	Vc	234	234	231	239	226	229	241	226	251
					fz	0.009	0.01	0.014	0.016	0.02	0.019	0.019	0.016	0.019
					RPM	18621	12414	9191	7608	5995	5207	4795	3597	3196
					FEED	503	497	515	487	480	495	455	345	364
M	14.1	Stainless steel	1.0D	Ø4 ~10:0.25D Ø12~16:0.15D Ø18~25:0.10D	Vc	158	158	158	160	158	158	166	151	170
					fz	0.009	0.01	0.013	0.017	0.02	0.019	0.019	0.015	0.019
					RPM	12573	8382	6287	5093	4191	3592	3302	2403	2165
					FEED	339	335	327	346	335	341	314	216	247
S	31-35	Heat Resistant Super Alloys	1.0D	0.05D	Vc	45	45	45	41	45	40	40	41	47
					fz	0.011	0.012	0.015	0.022	0.024	0.018	0.016	0.015	0.018
					RPM	3581	2387	1790	1305	1194	909	796	653	598
					FEED	118	115	107	115	115	82	64	59	65
	36-37	Titanium Alloys	1.0D	Ø4 ~10:0.25D Ø12~16:0.15D Ø18~25:0.10D	Vc	158	158	158	160	158	158	166	151	170
					fz	0.009	0.01	0.013	0.017	0.02	0.019	0.019	0.015	0.019
					RPM	12573	8382	6287	5093	4191	3592	3302	2403	2165
					FEED	339	335	327	346	335	341	314	216	247
	40	Chilled Cast Iron	1.0D	0.5D	Vc	234	234	231	239	226	229	241	226	251
					fz	0.009	0.01	0.014	0.016	0.02	0.019	0.019	0.016	0.019
					RPM	18621	12414	9191	7608	5995	5207	4795	3597	3196
					FEED	503	497	515	487	480	495	455	345	364

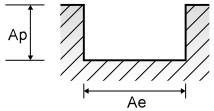

JET-POWER END MILLS
RECOMMENDED CUTTING CONDITIONS
EMPFOHLENE SCHNEIDPARAMETER

EH919, EH920 SERIES — MULTI FLUTES ROUGHING - SIDE CUTTING

Vc = m/min.
fz = mm/tooth
RPM = rev./min.
FEED = mm/min.

ISO	VDI 3323	Material Description	Ae	Ap	Parameter	Diameter (Ø) 4.0	6.0	8.0	10.0	12.0	14.0	16.0	20.0	25.0
P	1-4	Non-alloy steel	0.3D	1.5D	Vc	294	294	292	289	302	299	302	302	338
					fz	0.033	0.037	0.05	0.063	0.075	0.071	0.08	0.075	0.083
					RPM	23396	15597	11618	9199	8011	6798	6008	4806	4304
					FEED	2316	2308	2324	2318	2403	2413	2403	2163	2143
	5		0.3D	1.5D	Vc	234	234	231	239	226	229	241	226	251
					fz	0.015	0.017	0.023	0.028	0.033	0.032	0.032	0.026	0.032
					RPM	18621	12414	9191	7608	5995	5207	4795	3597	3196
					FEED	838	844	846	852	791	833	767	561	614
	6-7	Low alloy steel	0.3D	1.5D	Vc	294	294	292	289	302	299	302	302	338
					fz	0.033	0.037	0.05	0.063	0.075	0.071	0.08	0.075	0.083
					RPM	23396	15597	11618	9199	8011	6798	6008	4806	4304
					FEED	2316	2308	2324	2318	2403	2413	2403	2163	2143
	8-9		0.3D	1.5D	Vc	234	234	231	239	226	229	241	226	251
					fz	0.015	0.017	0.023	0.028	0.033	0.032	0.032	0.026	0.032
					RPM	18621	12414	9191	7608	5995	5207	4795	3597	3196
					FEED	838	844	846	852	791	833	767	561	614
	10	High alloyed steel, and tool steel	0.3D	1.5D	Vc	294	294	292	289	302	299	302	302	338
					fz	0.033	0.037	0.05	0.063	0.075	0.071	0.08	0.075	0.083
					RPM	23396	15597	11618	9199	8011	6798	6008	4806	4304
					FEED	2316	2308	2324	2318	2403	2413	2403	2163	2143
	11.1 - 11.2		0.3D	1.5D	Vc	234	234	231	239	226	229	241	226	251
					fz	0.015	0.017	0.023	0.028	0.033	0.032	0.032	0.026	0.032
					RPM	18621	12414	9191	7608	5995	5207	4795	3597	3196
					FEED	838	844	846	852	791	833	767	561	614
M	14.1	Stainless steel	Ø4 ~10:0.15D Ø12~16:0.10D Ø18~25:0.05D	1.5D	Vc	158	158	158	160	158	158	166	151	170
					fz	0.015	0.017	0.023	0.028	0.034	0.032	0.031	0.025	0.032
					RPM	12573	8382	6287	5093	4191	3592	3302	2403	2165
					FEED	566	570	578	570	570	575	512	360	416
S	31-35	Heat Resistant Super Alloys	0.05D	1.0D	Vc	45	45	45	41	45	40	40	41	47
					fz	0.018	0.02	0.025	0.037	0.04	0.029	0.028	0.025	0.031
					RPM	3581	2387	1790	1305	1194	909	796	653	598
					FEED	193	191	179	193	191	132	111	98	111
	36-37	Titanium Alloys	Ø4 ~10:0.15D Ø12~16:0.10D Ø18~25:0.05D	1.0D	Vc	158	158	158	160	158	158	166	151	170
					fz	0.015	0.017	0.023	0.028	0.034	0.032	0.031	0.025	0.032
					RPM	12573	8382	6287	5093	4191	3592	3302	2403	2165
					FEED	566	570	578	570	570	575	512	360	416
	40	Chilled Cast Iron	0.3D	1.5D	Vc	234	234	231	239	226	229	241	226	251
					fz	0.015	0.017	0.023	0.028	0.033	0.032	0.032	0.026	0.032
					RPM	18621	12414	9191	7608	5995	5207	4795	3597	3196
					FEED	838	844	846	852	791	833	767	561	614

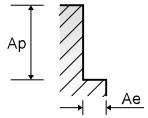

CARBIDE
HSS
CBN END MILLS
i-Xmill END MILLS
i-SMART MODULAR END MILLS
X5070 END MILLS
4G MILL END MILLS
X-POWER PRO END MILLS
TitaNox-POWER END MILLS
JET-POWER END MILLS
V7 PLUS END MILLS
ALU-POWER HPC END MILLS
ALU-POWER END MILLS
D-POWER GRAPHITE END MILLS
D-POWER CFRP END MILLS
ROUTERS
CRX S END MILLS
K-2 END MILLS
ONLY ONE COATED PM60 END MILLS
TANK-POWER END MILLS
GENERAL HSS END MILLS
MILLING CUTTERS
TECHNICAL DATA