


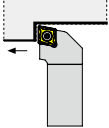
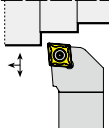

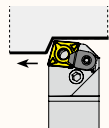
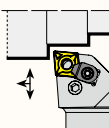
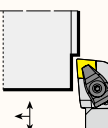
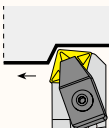
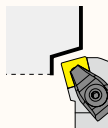

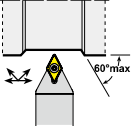
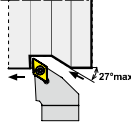
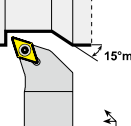

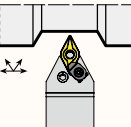
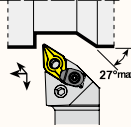
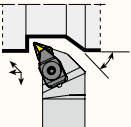
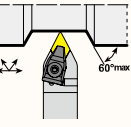
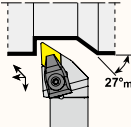

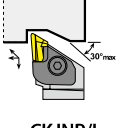

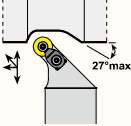
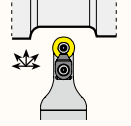
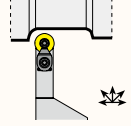
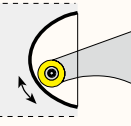

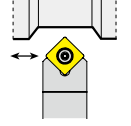
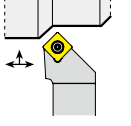
TURNING

PARTING & GROOVING

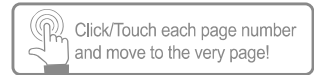
MILLING

DRILLING

TECHNICAL INFORMATION

Series		Turning Holder				
	CCGT CCMT	 SCACR/L Screw	 SCLCR/L Screw			
Page	57	86	86			
	CNMA CNMG	 PCBNR/L Lever	 PCLNR/L Lever (+Clamp)	 TCLNR/L Double Clamp	 TCBNR/L Double Clamp	 TCKNR/L Double Clamp
Page	30	72	72	77	77	77
	DCGT DCMT	 SDNCN Screw	 SDJCR/L Screw	 SDHCR/L Screw		
Page	59	87	87	87		
	DNMA DNMG	 PDNNN Lever (+Clamp)	 PDJNR/L Lever (+Clamp)	 TDHNR/L Double Clamp	 TDNPN Double Clamp	 TDJNR/L Double Clamp
Page	35	73	73	78	78	78
	KNUX	 CKJNR/L Top Clamp				
Page	41	79				
	RCMT	 SRGCR/L Screw	 SRDCN Screw	 SRDCN Screw	 SRHCN Screw	
Page	61	88	88	88	88	
	SCGT SCMT	 SSDCN Screw	 SSSCR/L Screw			
Page	63	89	89			

# External Holders Overview



Series		Turning Holder						
	<b>SNMA SNMG</b>							
		PSDNN Lever (+Clamp)	PSSNR/L Lever (+Clamp)	PSBNR/L Lever (+Clamp)	PSKNR/L Lever (+Clamp)	TSDNN Double Clamp	TSSNR/L Double Clamp	TSKNR/L Double Clamp
		<b>Page</b> 42	<b>74</b>	<b>74</b>	<b>74</b>	<b>74</b>	<b>80</b>	<b>80</b>
	<b>TCGT TCMT</b>							
		STFCR/L Screw	STGCR/L Screw	STJCR/L Screw	STUCR/L Screw			
		<b>Page</b> 64	<b>p. 90</b>	<b>p. 90</b>	<b>p. 90</b>	<b>p. 90</b>		
	<b>TNMA TNMG TNUX</b>							
		PTTNR/L Lever (+Clamp)	PTFNR/L Lever (+Clamp)	PTGNR/L Lever (+Clamp)	PTJNR/L Lever (+Clamp)	TTGNR/L Double Clamp	TTJNR/L Double Clamp	MTJNR/L Multi-Clamp
		<b>Page</b> 47	<b>75</b>	<b>75</b>	<b>75</b>	<b>75</b>	<b>81</b>	<b>81</b>
	<b>VBMT</b>							
		SVHBR/L Screw	SVVBN Screw	SVJBR/L Screw				
		<b>Page</b> 66	<b>91</b>	<b>91</b>	<b>91</b>			
	<b>VCGT VCMT</b>							
		SVHCR/L Screw	SVVCN Screw	SVJCR/L Screw				
		<b>Page</b> 67	<b>92</b>	<b>92</b>	<b>92</b>			
	<b>VNMA VNMG</b>							
		TVVNN Double Clamp	TVJNR/L Double Clamp	TVHNR/L Double Clamp				
		<b>Page</b> 51	<b>82</b>	<b>82</b>	<b>82</b>			
	<b>WNMA WNMG</b>							
		PWLNR/L Lever (+Clamp)	TWLNR/L Double Clamp	MWLNR/L Multi-Clamp				
		<b>Page</b> 53	<b>76</b>	<b>83</b>	<b>85</b>			

TURNING

PARTING &amp; GROOVING

MILLING

DRILLING

TECHNICAL INFORMATION


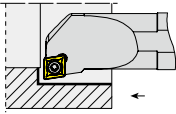
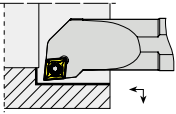
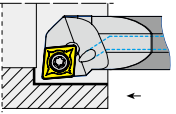

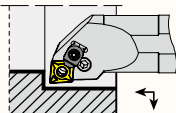
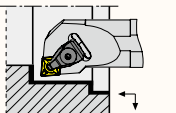
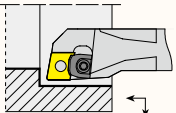

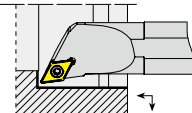
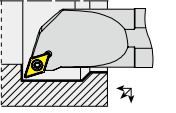
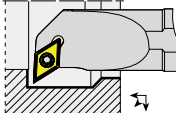
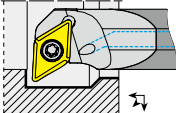

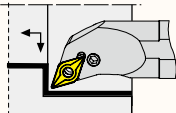
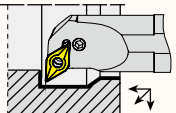
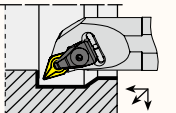
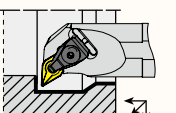
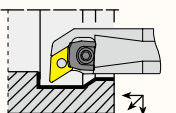

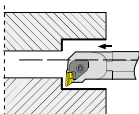

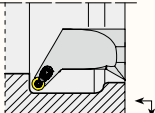

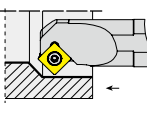
TURNING

PARTING & GROOVING

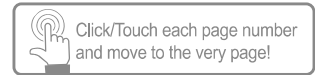
MILLING

DRILLING

TECHNICAL INFORMATION

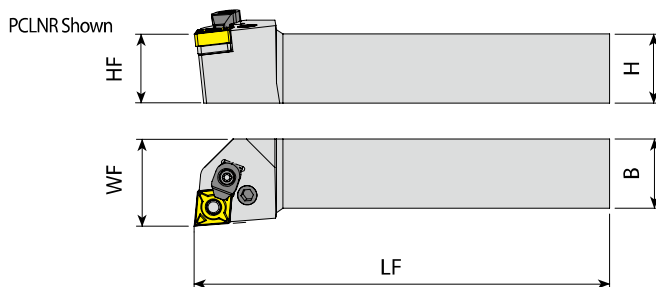
Series		Turning Holder				
	CCGT CCMT					
		..-SCFCR/L Screw	..-SCLCR/L Screw	E..-SCLCR/L Screw		
Page	57	108	109	109		
	CNMA CNMG					
		..-PCLNR/L Lever (+Clamp)	..-TCLNR/L Double Clamp	..-MCLNR/L Multi-Clamp		
Page	30	93	98	104		
	DCGT DCMT					
		..-SDPCR/L Screw	..-SDQCR/L Screw	..-SDUCR/L Screw	E..-SDUCR/L Screw	
Page	59	110	110	111	111	
	DNMA DNMG					
		..-PDQNR/L Lever (+Clamp)	..-PDUNR/L Lever (+Clamp)	..-TDQNR/L Double Clamp	..-TDUNR/L Double Clamp	..-MDUNR/L Multi-Clamp
Page	35	94	94	99	99	104
	KNUX					
		..-CKUNR/L Top Clamp				
Page	41	107				
	RCMT					
		..-SRGCR-L Screw Type				
Page	61	112				
	SCGT SCMT					
		..-SSSCR/L Screw Type				
Page	63	113				

# Internal Holders Overview



Series		Turning Holder				
	SNMA SNMG					
		..PSKNR/L Lever (+Clamp)	..TSKNR/L Double Clamp			
Page	42	95	100			
	TCGT TCMT					
		..STFCR/L Screw	..STUCR/L Screw			
Page	64	114	114			
	TNMA TNMG TNUX					
		..PTUNR/L Lever (+Clamp)	..TTUNR/L Double Clamp	..MTFNR/L Pin + Clamp	..MTQNR/L Multi-Clamp	..MTUNR/L Pin + Clamp
Page	47	96	101	105	105	105
	VBMT					
		..SVQBR/L Screw	..SVJBR/L Screw	..SVUBR/L Screw		
Page	66	115	115	115		
	VCGT VCMT					
		..SVQCR/L Screw	..SVUCR/L Screw			
Page	67	116	116			
	VNMA VNMG					
		..TVUNR/L Double Clamp				
Page	51	102				
	WNMA WNMG					
		..PWLNR/L Lever (+Clamp)	..TWLNR/L Double Clamp	..MWLNR/L Multi-Clamp		
Page	53	97	103	106		

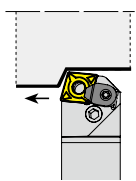
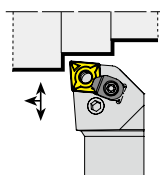
## Lever Lock type for CN\*\* Insert



\* 'C' Letter at Last : Optional Clamp Included

: p. 30

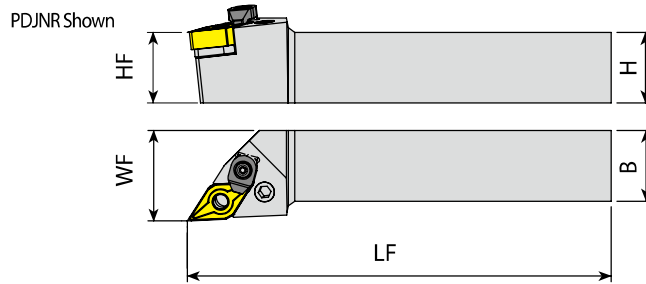
Unit:mm

Series	Designation	EDP 2700.. R	L	H (= HF)	B	WF	LF	Insert
 <p><b>PCBNR/L</b> Approach angle 75°</p>	PCBNR/L 2020K 12C	0438	0439	20	20	17.5	125	CN1204
	PCBNR/L 2525M 12C	0440	0441	25	25	22.5	150	
	PCBNR/L 3232P 12C	0442	0443	32	32	29.5	170	CN1606
	PCBNR/L 2525M 16C	0444	0445	25	25	22.0	150	
	PCBNR/L 3232P 16C	0446	0447	32	32	27.0	170	CN1906
	PCBNR/L 3232P 19C	0448	0449	32	32	37.0	170	
	PCBNR/L 4040S 19C	0450	0451	40	40	37.0	250	
 <p><b>PCLNR/L</b> Approach angle 95°</p>	PCLNR/L 1616-H09	0001	0002	16	16	20.0	100	CN0903
	PCLNR/L 1616H 12	0464	0465	16	16	20.0	100	CN1204
	PCLNR/L 2020K 12C	0466	0467	20	20	25.0	125	
	PCLNR/L 2525M 12C	0468	0469	25	25	32.0	150	
	PCLNR/L 3232P 12C	0470	0471	32	32	40.0	170	CN1606
	PCLNR/L 2525M 16C	0472	0473	25	25	32.0	150	
	PCLNR/L 3232P 16C	0474	0475	32	32	40.0	170	CN1906
	PCLNR/L 2525M 19C	0476	0477	25	25	32.0	150	
	PCLNR/L 3232P 19C	0478	0479	32	32	40.0	170	
	PCLNR/L 4040S 19C	0480	0481	40	40	50.0	250	


Series	Designation	Infomation	Lever	Lever Screw	Clamp	Clamp Screw	Shim	Shim Pin	Allen Key
PC..	H09	Description	YAPL-01	YALV-02-M6x17	-	-	YAACN-2-0002	YAAY-01	YAAL-02-2.5
		EDP	18000092	18000099			28000028	18000053	18000060
	..12	Description	YAPL-02	YALV-03-M8x19	-	-	YAACN-3-0001	YAAY-02	YAAL-03-3
		EDP	18000093	18000100			18000137	18000054	18000061
..12C	Description	YAPL-02	YALV-03-M8x19	YACK-05	Y4015-M4x11	YAACN-3-0001	YAAY-02	YAAL-03-3	
	EDP	18000093	18000100	18000065	18000119	18000137	18000054	18000061	
..16C	Description	YAPL-04	YALV-04-M8x22	YACK-09	YAAV-05-M6x15	YAACN-3-0002	YAAY-03	YAAL-03-3	
	EDP	18000095	18000101	18000066	18000078	18000138	18000055	18000061	
..19C	Description	YAPL-05	YALV-05-M10x27	YACK-09	YAAV-05-M6x15	YAACN-3-0003	YAAY-04	YAAL-05-4	
	EDP	18000096	18000102	18000066	18000078	18000139	18000056	18000062	

Turning - Holder - External

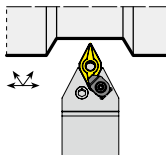
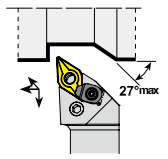
# Lever Lock type for DN\*\* Insert



\* 'C' Letter at Last : Optional Clamp Included

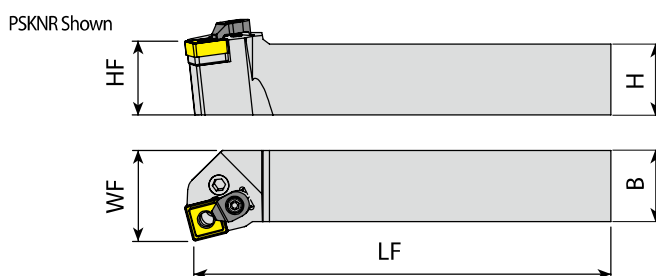
 : p. 35

Unit:mm

Series	Designation	EDP 2700.. R	L	H (= HF)	B	WF	LF	Insert
 <p><b>PDNNN</b> Approach angle 62.5°</p>	PDNNN 2020K 15C	0515		20	20	10.0	125	DN1506
	PDNNN 2525M 15C	0516		25	25	12.5	150	
	PDNNN 3232P 15C	0517		32	32	16.0	170	
 <p><b>PDJNR/L</b> Approach angle 93°</p>	PDJNR/L 1616-H11	0031	0032	16	16	20.0	100	DN1104
	PDJNR/L 2020K 15C	0500	0501	20	20	25.0	125	DN1506
	PDJNR/L 2525M 15C	0502	0503	25	25	32.0	150	
	PDJNR/L 3232P 15C	0504	0505	32	32	40.0	170	
	PDJNR/L 4040S 15C	1734	0506	40	40	50.0	250	

Series	Designation	Information	Lever	Lever Screw	Clamp	Clamp Screw	Shim	Shim Pin	Allen Key
PD..	..15C	Description	YAPL-03	YALV-03-M8x19	YACK-05	Y4015-M4x11	YAADN-3-0001	YAAY-02	YAAL-03-3
		EDP	18000094	18000100	18000065	18000119	18000137	18000054	18000061
	..H11	Description	YAPL-01	YALV-02-M6x17	-	-	YAADN-SD317	YAAY-01	YAAL-02-2.5
		EDP	18000092	18000099	-	-	28000029	18000053	18000060
	..M15	Description	YAPL-03	YALV-03-M8x19	YACK-05	Y4015-M4x11	YAADN-3-0001	YAAY-02	YAAL-03-3
		EDP	18000094	18000100	18000065	18000119	18000137	18000054	18000061

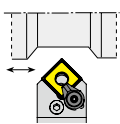
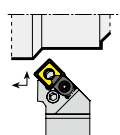
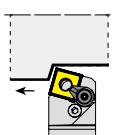
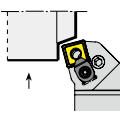
## Lever Lock type for SN\*\* Insert



\* 'C' Letter at Last : Optional Clamp Included

: p. 32

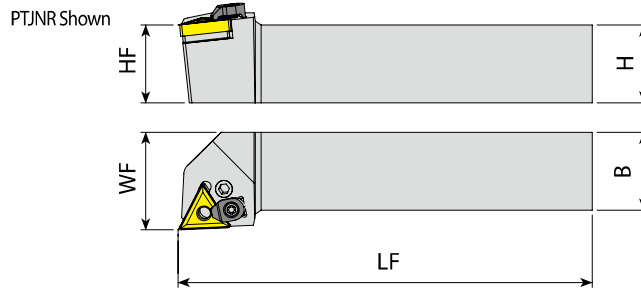
Unit:mm

Series	Designation	EDP 2700.. R	L	H (= HF)	B	WF	LF	Insert
 <p><b>PSDNN</b> Approach angle 45°</p>	PSDNN 1616-H09	0075		16	16	8.0	100	SN0903
	PSDNN 2020K 12C	0530		20	20	10.0	125	SN1204
	PSDNN 2525M 12C	0531		25	25	12.5	150	
	PSDNN 3232P 12C	0532		32	32	16.0	170	
 <p><b>PSSNR/L</b> Approach angle 45°</p>	PSSNR/L 1616-H09	0079	0080	16	16	20.0	100	SN0903
	PSSNR/L 2020K 12C	0548	0549	20	20	25.0	125	SN1204
	PSSNR/L 2525M 12C	0550	0551	25	25	32.0	150	
	PSSNR/L 3232P 12C	0552	0553	32	32	40.0	170	
 <p><b>PSBNR/L</b> Approach angle 75°</p>	PSBNR/L 1616-H09	0069	0070	16	16	13.0	100	SN0903
	PSBNR/L 2020K 12	0430	0525	20	20	17.0	125	SN1204
	PSBNR/L 2525M 12C	0526	0527	25	25	22.0	150	
	PSBNR/L 3232P 12C	0528	0529	32	32	27.0	170	
 <p><b>PSKNR/L</b> Approach angle 75°</p>	PSKNR/L 2020K 12C	0537		20	20	25.0	125	SN1204
	PSKNR/L 2525M 12C	0538	0539	25	25	32.0	150	
	PSKNR/L 3232P 12C	0540	0541	32	32	40.0	170	


Series	Designation	Infomation	Lever	Lever Screw	Clamp	Clamp Screw	Shim	Shim Pin	Allen Key
PS..	..H09	Description	YAPL-01	YALV-02-M6x17	-	-	YAASN-2-0002	YAAY-01	YAAL-02-2.5
		EDP	18000092	18000099			28000028	18000053	18000060
	..12	Description	YAPL-02	YALV-03-M8x19	-	-	YAASN-3-0004	YAAY-02	YAAL-03-3
		EDP	18000093	18000100			18000145	18000054	18000060
	..12C	Description	YAPL-02	YALV-03-M8x19	YACK-05	Y4015-M4x11	YAASN-3-0004	YAAY-02	YAAL-03-3
		EDP	18000093	18000100	18000065	18000119	18000145	18000054	18000060

Turning - Holder - External

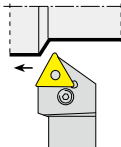
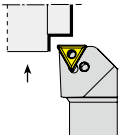
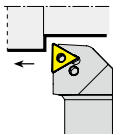
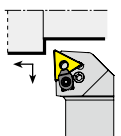

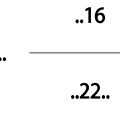
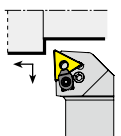
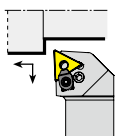
# Lever Lock type for TN\*\* Insert



\* 'C' Letter at Last : Optional Clamp Included

 : p. 47

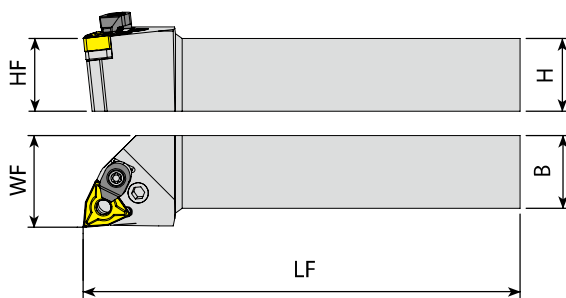
Unit:mm

Series	Designation	EDP 2700.. R	EDP 2700.. L	H (= HF)	B	WF	LF	Insert	
 <b>PTTNR/L</b> Approach angle 60°	PTTNR/L 1616H 16	0619	0620	16	16	13.0	100	TN1604	
	PTTNR/L 2020K 16	0429	0621	20	20	17.0	125		
	PTTNR/L 2525M 16	0622	0623	25	25	21.5	150		
	 <b>PTFNR/L</b> Approach angle 91°	PTTNR/L 3232P 16	0624	0625	32	32	31.0	170	TN2204
		PTTNR/L 2525M 22C	0626	0627	25	25	20.5	150	
		PTTNR/L 3232P 22C	0628	0629	32	32	29.0	170	
 <b>PTFNR/L</b> Approach angle 91°	PTFNR/L 1616H 16	0560	0561	16	16	20.0	100	TN1604	
	PTFNR/L 2020K 16	0049	0050	20	20	25.0	125		
	PTFNR/L 2525M 16	0051	0052	25	25	32.0	150		
	 <b>PTGNR/L</b> Approach angle 91°	PTFNR/L 3232P 16	0562	0563	32	32	40.0	170	TN2204
		PTFNR/L2525M 22C	0564	0565	25	25	32.0	150	
		PTFNR/L 3232P 22C	0566	0567	32	32	40.0	170	
 <b>PTGNR/L</b> Approach angle 93°	PTGNR/L 1616H 16	0568	0569	16	16	20.0	100	TN1604	
	PTGNR/L 2020K 16	0055	0056	20	20	25.0	125		
	PTGNR/L 2525M 16	0057	0058	25	25	32.0	150		
	 <b>PTJNR/L</b> Approach angle 93°	PTGNR/L 2525M 22C	0570	0571	25	25	32.0	150	TN2204
		PTGNR/L 3232P 22C	0572	0573	32	32	40.0	170	
		PTJNR/L 1616H 16	0597	0598	16	16	20.0	100	
 <b>PTJNR/L</b> Approach angle 93°	PTJNR/L 2020K 16	0599	0600	20	20	25.0	125	TN1604	
	PTJNR/L 2525M 16	0601	0602	25	25	32.0	150		
	PTJNR/L 3232P 16	0603	0604	32	32	40.0	170		
	 <b>PTJNR/L</b> Approach angle 93°	PTJNR/L 2525M 22C	0605	0606	25	25	32.0	150	TN2204
		PTJNR/L 3232P 22C	0607	0608	32	32	40.0	170	

Series	Designation	Information	Lever	Lever Screw	Clamp	Clamp Screw	Shim	Shim Pin	Allen Key
PT..	..16	Description	YAPL-01	YALV-02-M6x17	-	-	YAATN-3-0025	YAAY-01	YAAL-02-2.5
		EDP	18000092	18000099	-	-	18000149	18000053	18000060
	..22..	Description	YAPL-02	YALV-03-M8x19	YACK-05	Y4015-M4x11	YAATN-3-0015	YAAY-02	YAAL-03-3
		EDP	18000093	18000100	18000065	18000119	18000148	18000054	18000061



## Lever Lock type for WN\*\* Insert

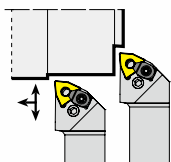


\* 'C' Letter at Last : Optional Clamp Included

: p. 53

Unit:mm

Series	Designation	EDP 2700..		H (= HF)	B	WF	LF	Insert
		R	L					
PWLNR/L	PWLNR/L 1616H 06	0647	0648	16	16	20	100	WN0604
	PWLNR/L 2020K 06	0649	0650	20	20	25	125	
	PWLNR/L 2525M 06	0651	0652	25	25	32	150	
PWLNR/L	PWLNR/L 1616H 08	0653	0654	16	16	20	100	WN0804
	PWLNR/L 2020K 08C	0655	0656	20	20	25	125	
	PWLNR/L 2525M 08C	0657	0658	25	25	32	150	
	PWLNR/L 3232P 08C	0659	0660	32	32	40	170	



**PWLNR/L**

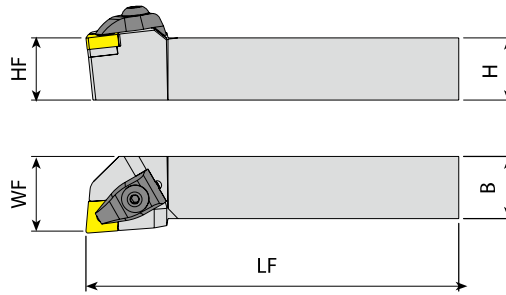
Approach angle  
95°

Series	Designation	Infomation	Lever	Lever Screw	Clamp	Clamp Screw	Shim	Shim Pin	Allen Key
PW..	..06	Description	YAPL-01	YALV-02-M6x17	-	-	YAAWN-SW317	YAAY-01	YAAL-02-2.5
		EDP	18000092	18000099	-	-	18000152	18000053	18000060
	..08	Description	YAPL-02	YALV-03-M8x19	-	-	YAAWN-3-0001	YAAY-02	YAAL-03-3
		EDP	18000093	18000100	-	-	18000151	18000054	18000061
	..08C	Description	YAPL-02	YALV-03-M8x19	YACK-05	Y4015-M4x11	YAAWN-3-0001	YAAY-02	YAAL-03-3
		EDP	18000093	18000100	18000065	18000119	18000151	18000054	18000061


Turning - Holder - External

# Double Clamp type for CN\*\* Insert

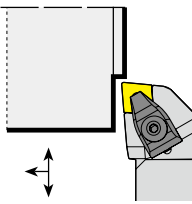
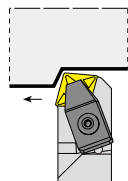
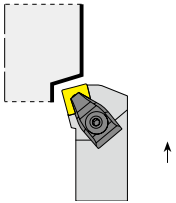
TCLNR Shown



\* 'C' Letter at Last : Optional Clamp Included

 : p. 30

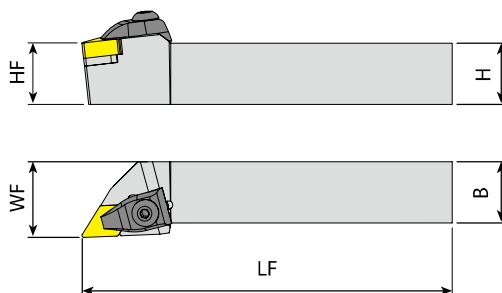
Unit:mm

Series	Designation	EDP 2700..		H (= HF)	B	WF	LF	Insert
		R	L					
 <b>TCLNR/L</b> Approach angle 95°	TCLNR/L 2020K 12	0482	0483	20	20	25	125	CN1204
	TCLNR/L 2525M 12	0484	0485	25	25	32	150	
	TCLNR/L 3232P 12	0486	0487	32	32	40	170	
	TCLNR/L 4040S 12	0488	0489	40	40	50	250	
	TCLNR/L 5050S 12	0490	0491	50	50	63	250	
	TCLNR/L 2525M 16	0492	0493	25	25	32	150	CN1606
TCLNR/L 3232P 16	0494	-	32	32	40	170		
 <b>TCBNR/L</b> Approach angle 75°	TCBNR/L 2525M 16	0452	0453	25	25	22	150	CN1606
 <b>TCKNR/L</b> Approach angle 75°	TCKNR/L 2020K 12	0454	0455	20	20	25	125	CN1204
	TCKNR/L 2525M 12	0456	0457	25	25	32	150	
	TCKNR/L 3232P 12	0458	0459	32	32	40	170	
	TCKNR/L 2525M 16	0460	0461	25	25	32	150	CN1606
	TCKNR/L 3232P 16	0462	0463	32	32	40	170	

Series	Designation	Information	Clamp	Clamp Screw	Upper Ring	Lower Ring	Shim	Shim Screw	Allen Key
TC..	..12	Description	YATK-02	YAKV-30-M6x22	YABPL-01	YAS-01	YAACN-3-0001	YAAV-02-M5x12	YAAL-03-3
		EDP	18000075	18000091	18000058	18000052	18000137	18000156	18000061
	..16	Description	YATK-04	YAKV-19-M7x25	YABPL-02	YAS-02	YAACN-3-0002	YAAV-05-M6x15	YAAL-05-4
		EDP	18000077	18000088	18000059	28000042	18000138	18000078	18000062

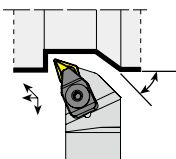
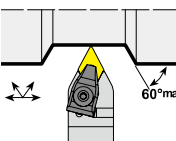
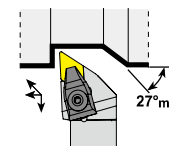
## Double Clamp type for DN\*\* Insert

TDJNR Shown



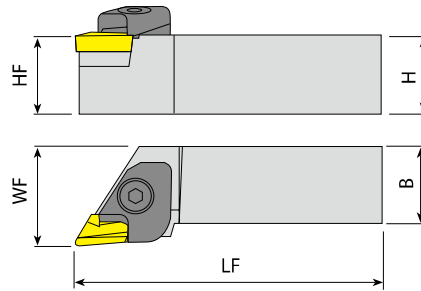
\* 'C' Letter at Last : Optional Clamp Included


: p. 35 Unit:mm

Series	Designation	EDP 2700.. R	L	H (= HF)	B	WF	LF	Insert
 <p><b>TDHNR/L</b> Approach angle 107.5°</p>	TDHNR/L 2020K 15	0495	0496	20	20	25.0	125	DN1506
	TDHNR/L 2525M 15	0497	0498	25	25	32.0	150	
	TDHNR/L 3232P 15	0499	-	32	32	40.0	170	DN1504
 <p><b>TDNNN</b> Approach angle 60°max</p>	TDNNN 2020K 15	0518		20	20	10.0	125	DN1506
	TDNNN 2525M 15	0519		25	25	12.5	150	
	TDNNN 3232P 15	0520		32	32	16.0	170	
 <p><b>TDJNR/L</b> Approach angle 93°</p>	TDJNR/L 2020K 15	0507	0508	20	20	25.0	125	DN1506
	TDJNR/L 2525M 15	0509	0510	25	25	32.0	150	
	TDJNR/L 3232P 15	0511	0512	32	32	40.0	170	
	TDJNR/L 4040S 15	0513	0514	40	40	50.0	250	

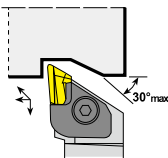
Series	Designation	Infomation	Clamp	Clamp Screw	Upper Ring	Lower Ring	Shim	Shim Screw	Allen Key
TD..	..15	Descriptipion	YATK-02	YAKV-30-M6x22	YABPL-01	YAS-01	YAADN-3-0001	YAAV-02-M5x12	YAAL-03-3
		EDP	18000075	18000091	18000058	18000052	18000142	18000156	18000061

# Top Clamp type for KN\*\* Insert



 : p. 41

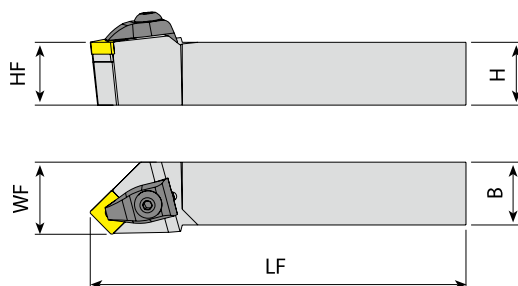
Unit:mm

Series	Designation	EDP 2700..		H (= HF)	B	WF	LF	Insert
		R	L					
 <p><b>CKJNR/L</b> Approach angle 93°</p>	CKJNR/L 2020K 16	0521	0522	20	20	27.5	125	KNUX1604
	CKJNR/L 2525M 16	0152	0153	25	25	31.5	150	
	CKJNR/L 3232P 16	0154	0155	32	32	40.0	170	
	CKJNR/L 4040S 16	0523	0524	40	40	50.0	250	

Series	Designation	Information	Clamp	Clamp Screw	Spring	Upper Ring	Shim	Shim Screw	Allen Key
CK..	..16	Description	YACK-01-R	YAKV-06-M6x20	YAKY-02	YABPL-01	YAKS-16-R	YAAV-01-M3x10	YAAL-05-4
		EDP	18000064	18000083	18000164	18000058	18000154	18000155	18000062
	..16	Description	YACK-02-L	YAKV-06-M6x20	YAKY-02	YABPL-01	YAKS-16-L	YAAV-01-M3x10	YAAL-05-4
		EDP	18000063	18000083	18000164	18000058	18000153	18000155	18000062

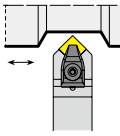
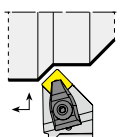
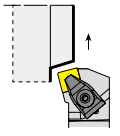
## Double Clamp type for SN\*\* Insert

TSSNR Shown



\* 'C' Letter at Last : Optional Clamp Included

: p. 42 Unit:mm

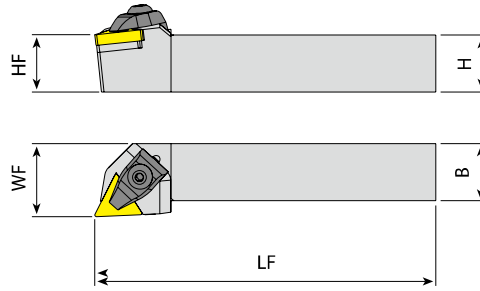
Series	Designation	EDP 2700.. R	L	H (= HF)	B	WF	LF	Insert
 <p><b>TSDNN</b> Approach angle 45°</p>	TSDNN 1616H 12	0533		16	16	8.0	100	SN1204
	TSDNN 2020K 12	0534		20	20	10.0	125	
	TSDNN 2525M 12	0535		25	25	12.5	150	
	TSDNN 3232P 12	0536		32	32	16.0	170	
 <p><b>TSSNR/L</b> Approach angle 45°</p>	TSSNR/L 2020K 12	0554	0555	20	20	25.0	125	SN1204
	TSSNR/L 2525M 12	0556	0557	25	25	32.0	150	
	TSSNR/L 3232P 12	0558	0559	32	32	40.0	170	
 <p><b>TSKNR/L</b> Approach angle 75°</p>	TSKNR/L 2020K 12	0542	0543	20	20	25.0	125	SN1204
	TSKNR/L 2525M 12	0544	0545	25	25	32.0	150	
	TSKNR/L 3232P 12	0546	0547	32	32	40.0	170	

Series	Designation	Infomation	Clamp	Clamp Screw	Upper Ring	Lower Ring	Shim	Shim Screw	Allen Key
TS..	..12	Descripton	YATK-02	YAKV-30-M6x22	YABPL-01	YAS-01	YAASN-3-0004	YAAV-02-M5x12	YAAL-03-3
		EDP	18000075	18000091	18000058	18000052	18000145	18000156	18000061


Turning - Holder - External

# Double Clamp type for TN\*\* Insert

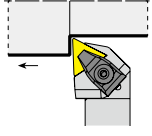
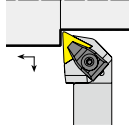
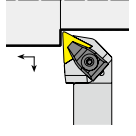
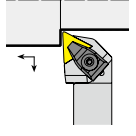
TTJNR Shown



\* 'C' Letter at Last : Optional Clamp Included

 : p. 47

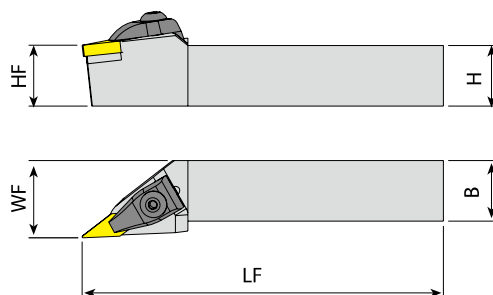
Unit:mm

Series	Designation	EDP 2700..		H (= HF)	B	WF	LF	Insert	
		R	L						
 <b>TTGNR/L</b> Approach angle 91°	TTGNR/L 2020K 16	0574	0575	20	20	25	125	TN1604	
	TTGNR/L 2525M 16	0576	0577	25	25	32	150		
	TTGNR/L 3232P 16	0578	0579	32	32	40	170		
	 <b>TTJNR/L</b> Approach angle 93°	TTGNR/L 2525M 22	0580	0581	25	25	32	150	TN2204
		TTGNR/L 3232P 22	0582	0583	32	32	40	170	
		TTGNR/L 4040S 22	0584	-	40	40	50	250	
 <b>TTJNR/L</b> Approach angle 93°	TTJNR/L 2020K 16	0609	0610	20	20	25	125	TN1604	
	TTJNR/L 2525M 16	0611	0612	25	25	32	150		
	TTJNR/L 3232P 16	0613	0614	32	32	40	170		
	 <b>TTJNR/L</b> Approach angle 93°	TTJNR/L 2525M 22	0615	0616	25	25	32	150	TN2204
		TTJNR/L 3232P 22	0617	0618	32	32	40	170	

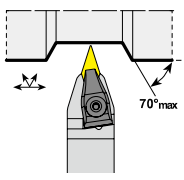
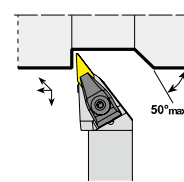
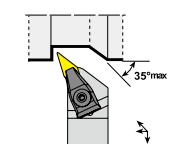
Series	Designation	Information	Clamp	Clamp Screw	Upper Ring	Lower Ring	Shim	Shim Screw	Allen Key
TT..	..16	Description	YATK-01	YAKV-01-M5x22	YABPL-01	-	YAATN-2-0002	YAAV-03-M5x12	YAAL-03-3
		EDP	18000074	18000080	18000058	-	18000147	18000157	18000061
	..22	Description	YATK-02	YAKV-30-M6x22	YABPL-01	YAS-01	YAATN-3-0015	YAAV-02-M5x12	YAAL-03-3
		EDP	18000075	18000091	18000058	18000052	18000148	18000156	18000061

## Double Clamp type for VN\*\* Insert

TVJNR Shown



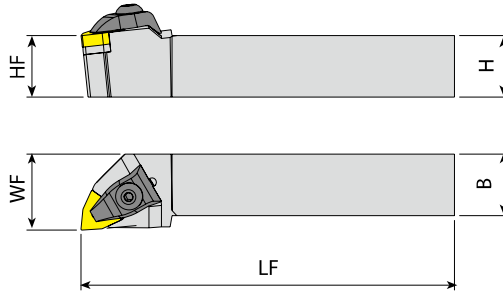
: p. 51 Unit:mm

Series	Designation	EDP 2700..		H (= HF)	B	WF	LF	Insert
		R	L					
 <p><b>TVVNN</b> Approach angle 72.5°</p>	TVVNN 2020K 16	0642		20	20	10.0	125	VN1604
	TVVNN 2525M 16	0643		25	25	12.5	150	
	TVVNN 3232P 16	0644		32	32	16.0	170	
 <p><b>TVJNR/L</b> Approach angle 93°</p>	TVJNR/L 2020K 16	0636	0637	20	20	25.0	125	VN1604
	TVJNR/L 2525M 16	0638	0639	25	25	32.0	150	
	TVJNR/L 3232P 16	0640	0641	32	32	40.0	170	
 <p><b>TVHNR/L</b> Approach angle 107.5°</p>	TVHNR/L 2020K 16	0630	0631	20	20	25.0	125	VN1604
	TVHNR/L 2525M 16	0632	0633	25	25	32.0	150	
	TVHNR/L 3232P 16	0634	0635	32	32	40.0	170	


Series	Designation	Information	Clamp	Clamp Screw	Upper Ring	Lower Ring	Shim	Shim Screw	Allen Key
TV..	..16	Description	YATK-03	YAKV-30-M6x22	YABPL-01	YAS-01	YAAVN-2-0002	YAAV-04-M5x12	YAAL-03-3
		EDP	18000076	18000091	18000058	18000052	18000150	18000158	18000061

Turning - Holder - External

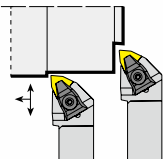
# Double Clamp type for WN\*\* Insert



\* 'C' Letter at Last : Optional Clamp Included

 : p. 53

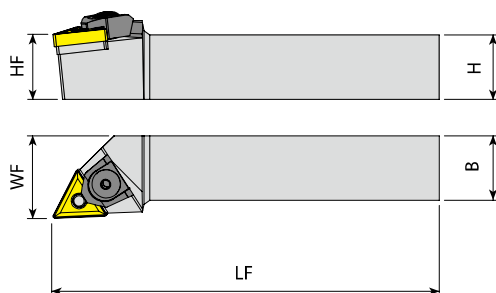
Unit:mm

Series	Designation	EDP 2700..		H (= HF)	B	WF	LF	Insert
		R	L					
 <p><b>TWLNR/L</b> Approach angle 95°</p>	TWLNR/L 1616H 06	0661	0662	16	16	20	100	WN0604
	TWLNR/L 2020K 06	0663	0664	20	20	25	125	
	TWLNR/L 2525M 06	0665	0666	25	25	32	150	
	TWLNR/L 2020K 08	0667	0668	20	20	25	125	WN0804
	TWLNR/L 2525M 08	0669	0670	25	25	32	150	
	TWLNR/L 3232P 08	0671	0672	32	32	40	170	
TWLNR/L 4040S 08	0673	0674	40	40	50	250		

Series	Designation	Information	Clamp	Clamp Screw	Upper Ring	Lower Ring	Shim	Shim Screw	Allen Key
TW..	.06	Description	YATK-01	YAKV-01-M5x22	YABPL-01	-	YAAWN-SW317	YAAV-01-M3x10	YAAL-03-3
		EDP	18000074	18000080	18000058	-	18000152	18000155	18000061
	.08	Description	YATK-02	YAKV-30-M6x22	YABPL-01	YAS-01	YAAWN-3-0001	YAAV-02-M5x12	YAAL-03-3
		EDP	18000075	18000091	18000058	18000052	18000151	18000156	18000061



## Multi-Clamp type for TN\*\* Insert



\* 'C' Letter at Last : Optional Clamp Included

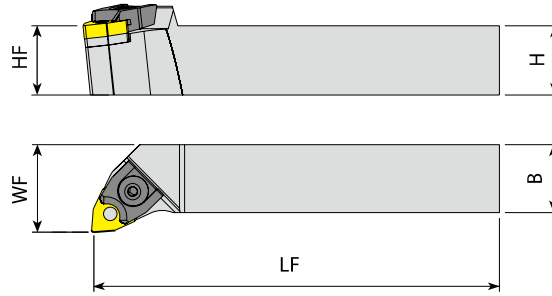
: p. 47 Unit:mm

Series	Designation	EDP 2700..		H (= HF)	B	WF	LF	Insert
		R	L					
 <p><b>MTJNR/L</b> Approach angle 93°</p>	MTJNR/L 2020K 16	0585	0586	20	20	25	125	TN1604
	MTJNR/L 2525M 16	0587	0588	25	25	32	150	
	MTJNR/L 3232P 16	0589	0590	32	32	40	170	
	MTJNR/L 2525M 22	0591	0592	25	25	32	150	TN2204
	MTJNR/L 3232P 22	0593	0594	32	32	40	170	
	MTJNR/L 4040S 22	0595	0596	40	40	50	250	


Series	Designation	Information	Clamp	Clamp Screw	Upper Ring	Lower Ring	Pin	Shim	Allen Key
MT..	..16	Description	YAMK-04	YAKV-30-M6x22	YABPL-01	YAS-01	YAPM-01	YAATN-2-0002	YAAL-03-3
		EDP	18000072	18000091	18000058	18000052	18000110	18000147	18000061
	..22	Description	YAMK-04	YAKV-30-M6x22	YABPL-01	YAS-01	YAPM-02	YAATN-3-0015	YAAL-03-3
		EDP	18000072	18000091	18000058	18000052	18000111	18000148	18000061

Turning - Holder - External

# Multi-Clamp type for WN\*\* Insert

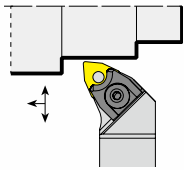


\* 'C' Letter at Last : Optional Clamp Included

 : p. 53

Unit:mm

Series	Designation	EDP 2700..		H (= HF)	B	WF	LF	Insert
		R	L					
MWLNR/L	MWLNR/L 1616H 06	0645	0646	16	16	20	100	WN0604
	MWLNR/L 2020K 06	0021	0022	20	20	25	125	
	MWLNR/L 2525M 06	0023	0024	25	25	32	150	
MWLNR/L	MWLNR/L 2020K 08	0025	0026	20	20	25	125	WN0804
	MWLNR/L 2525M 08	0027	0028	25	25	32	150	
	MWLNR/L 3232P 08	0029	0030	32	32	40	170	

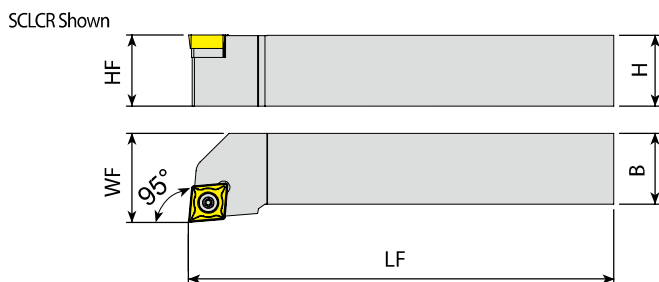


**MWLNR/L**

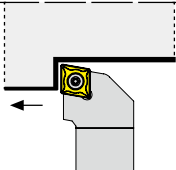
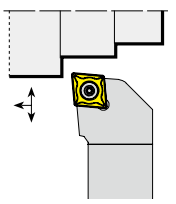
Approach angle  
95°

Series	Designation	Information	Clamp	Clamp Screw	Upper Ring	Lower Ring	Pin	Shim	Allen Key
MW..	.06	Description	YAMK-01	YAKV-04-M5x17	-	-	YAPM-08	-	YAAL-03-3
		EDP	18000070	18000082			18000114		18000061
	.08	Description	YAMK-05	YAKV-03-M6x22	YABPL-01	YAS-01	YAPM-02	YAAWN-3-0001	YAAL-03-3
		EDP	18000073	18000081	18000058	18000052	18000111	18000151	18000061

## Screw on type for CC\*\* Insert



: p. 57 Unit:mm

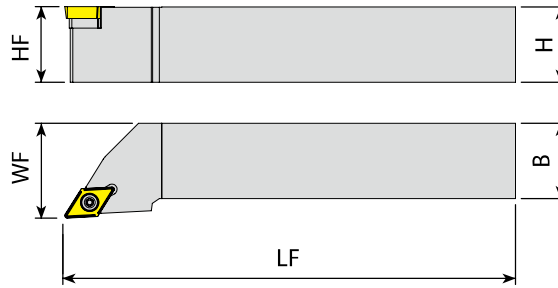
Series	Designation	EDP 2700.. R	EDP 2700.. L	H (= HF)	B	WF	LF	Insert
 <p><b>SCACR/L</b> Approach angle 90°</p>	SCACR/L 0808E 06	0675	0676	08	08	10	70	CC0602
	SCACR/L 1010E 06	0677	0678	10	10	12	70	
	SCACR/L 1212F 09	0679	0680	12	12	16	80	CC09T3
	SCACR/L 1616H 09	0681	0682	16	16	20	100	
	SCACR/L 2020K 09	0683	0684	20	20	25	125	CC1204
	SCACR/L 2020K 12	0685	0686	20	20	25	125	
	SCACR/L 2525M 12	0687	0688	25	25	32	150	
 <p><b>SCLCR/L</b> Approach angle 95°</p>	SCLCR/L 0808E 06	0689	0690	08	08	10	70	CC0602
	SCLCR/L 1010E 06	0691	-	10	10	12	70	
	SCLCR/L 1010E 09	0692	0693	10	10	12	70	CC09T3
	SCLCR/L 1212F 09	0089	0090	12	12	16	80	
	SCLCR/L 1616H 09	0091	0092	16	16	20	100	
	SCLCR/L 2020K 09	0093	0094	20	20	25	125	CC1204
	SCLCR/L 2525M 09	0694	0695	25	25	32	150	
	SCLCR/L 1616H 12	0696	-	16	16	20	100	
	SCLCR/L 2020K 12	0095	0096	20	20	25	125	
	SCLCR/L 2525M 12	0097	0098	25	25	32	150	

Series	Designation	Information	Screw	Shim	Shim Screw	Torx Key
SC..	..06	Descritpion	Y4008-M2.5x6	-	-	Y80-T08
		EDP	18000127	-	-	18000165
..F09	..F09	Descritpion	Y4015-M3.5x11	YAACN-2-0001	YAAV-06-M3.5x11	Y80-T15
		EDP	18000118	18000135	18000159	18000167
..H09	..H09	Descritpion	Y4015-M3.5x14	YAACN-2-0001	YAAV-06-M3.5x11	Y80-T15
		EDP	18000129	18000135	18000159	18000167
..12	..12	Descritpion	Y1020-M4.5x16	YAACN-2-0003	YAAV-07-M4.5x13	Y80-T20
		EDP	18000120	18000136	18000160	18000168
..1010..09	..1010..09	Descritpion	Y4015-M3x9	-	-	Y80-T15
		EDP	18000132	-	-	18000159
..1212..09	..1212..09	Descritpion	Y4015-M3.5x11	-	-	Y80-T15
		EDP	18000118	-	-	18000159
..1616~2525..09	..1616~2525..09	Descritpion	Y4015-M3.5x14	YAACN-2-0001	YAAV-06-M3.5x11	Y80-T15
		EDP	18000129	18000135	18000159	18000159
..1616..12	..1616..12	Descritpion	Y1020-M5x11	-	-	Y80-T20
		EDP	18000121	-	-	18000168
..2020~2525..12	..2020~2525..12	Descritpion	Y1020-M4.5x16	YAACN-2-0003	YAAV-07-M4.5x13	Y80-T20
		EDP	18000120	18000136	18000160	18000168

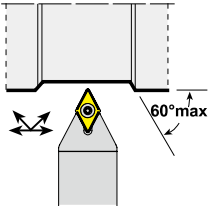
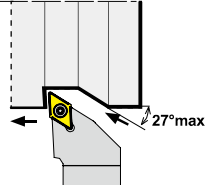
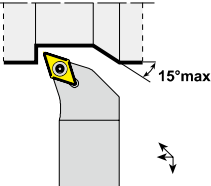
Turning - Holder - External

# Screw on type for DC\*\* Insert

SDJCR Shown



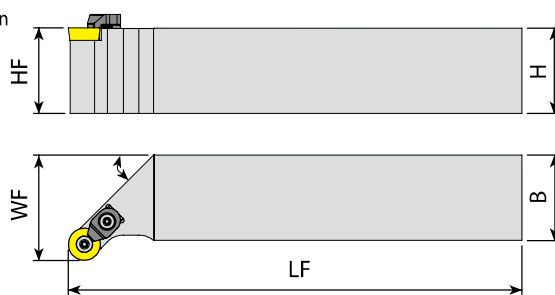
 : p. 59 Unit: mm

Series	Designation	EDP 2700.. R	L	H (= HF)	B	WF	LF	Insert	
 <p><b>SDNCN</b> Approach angle 62.5°</p>	SDNCN 0808E 07	0723		08	08	4.0	70	DC0702	
	SDNCN 1010E 07	0724		10	10	5.0	70		
	SDNCN 1212F 07	0123		12	12	6.0	80		
	SDNCN 1616H 07	0725		16	16	8.0	100		
		SDNCN 1616H 11	0124		16	16	8.0	100	DC11T3
		SDNCN 2020K 11	0125		20	20	10.0	125	
		SDNCN 2525M 11	0126		25	25	12.5	150	
		SDNCN 3232P 11	0726		32	32	16.0	170	
 <p><b>SDJCR/L</b> Approach angle 93°</p>		SDJCR/L 0808E 07	0713	0714	08	08	10.0	70	
	SDJCR/L 1010E 07	0715	0716	10	10	12.0	70		
	SDJCR/L 1212F 07	0113	0114	12	12	16.0	80		
	SDJCR/L 1616H 07	0717	0718	16	16	20.0	100		
		SDJCR/L 1616H 11	0117	0118	16	16	20.0	100	DC11T3
		SDJCR/L 2020K 11	0119	0120	20	20	25.0	125	
		SDJCR/L 2525M 11	0719	0720	25	25	32.0	150	
		SDJCR/L 3232P 11	0721	0722	32	32	40.0	170	
 <p><b>SDHCR/L</b> Approach angle 107.5°</p>	SDHCR/L 0808E 07	0697	0698	05	05	11.0	70	DC0702	
	SDHCR/L 1010E 07	0699	0700	10	10	12.0	70		
	SDHCR/L 1212F 07	0701	0702	12	12	16.0	80		
	SDHCR/L 1616H 07	0703	0704	16	16	20.0	100		
		SDHCR/L 1616H 11	0705	0706	16	16	20.0	100	DC11T3
		SDHCR/L 2020K 11	0707	0708	20	20	25.0	125	
		SDHCR/L 2525M 11	0709	0710	25	25	32.0	150	
		SDHCR/L 3232P 11	0711	0712	32	32	40.0	170	

Series	Designation	Information	Screw	Shim	Shim Screw	Torx Key
SD..	.07	Description	Y4008-M2.5x6	-	-	Y80-T08
		EDP	8000127	-	-	18000165
	.11	Description	Y4015-M3.5x14	YAADN-2-0001	YAAV-06-M3.5x11	Y80-T15
		EDP	18000129	18000140	18000159	18000167

## Screw on type for RC\*\* Insert

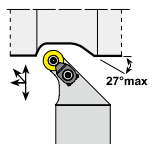
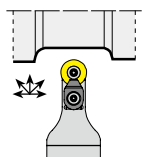
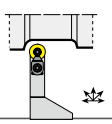
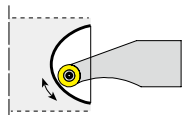
SRGCR Shown



\* 'C' Letter at Last : Optional Clamp Included

: p.61

Unit:mm

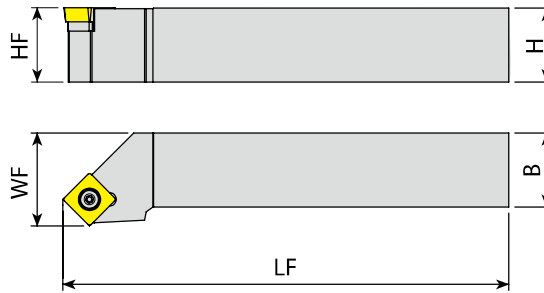
Series	Designation	EDP 2700.. R	L	H (= HF)	B	WF	LF	Insert
 <p><b>SRGCR/L</b> Approach angle 90°</p>	SRGCR/L 1616H 06	0739	0740	16	16	20.0	100	RC0602
	SRGCR/L 2020K 06	0741	0742	20	20	25.0	125	
	SRGCR/L 1616H 08C	0743	0744	16	16	32.0	100	RC0803
	SRGCR/L 2020K 08C	0745	0746	20	20	25.0	125	
	SRGCR/L 2525M 08C	0747	0748	25	25	32.0	150	RC10T3
	SRGCR/L 1616H 10C	0749	0750	16	16	20.0	100	
	SRGCR/L 2020K 10C	0751	0752	20	20	25.0	125	RC1204
	SRGCR/L 2525M 10C	0753	0754	25	25	32.0	150	
	SRGCR/L 3232P 10C	0755	0756	32	32	40.0	170	RC1204
	SRGCR/L 2020K 12C	0757	0758	20	20	25.0	125	
	SRGCR/L 2525M 12C	0759	0760	25	25	32.0	150	RC1204
	SRGCR/L 3232P 12C	0761	0762	32	32	40.0	170	
 <p><b>SRDCN</b> Approach angle 90°</p>	SRDCN 1616H 06	0162		16	16	8.0	100	RC0602
	SRDCN 2020K 06	0163		20	20	10.0	125	
	SRDCN 2525M 06	0164		25	25	12.5	150	RC0803
	SRDCN 1616H 08C	0727		16	16	8.0	100	
	SRDCN 2020K 08C	0728		20	20	10.0	125	RC10T3
	SRDCN 2525M 08C	0729		25	25	12.5	150	
	SRDCN 1616H 10C	0730		16	16	8.0	100	RC1204
	SRDCN 2020K 10C	0731		20	20	10.0	125	
	SRDCN 2525M 10C	0732		25	25	12.5	150	RC1204
	SRDCN 3232P 10C	0733		32	32	16.0	170	
	SRDCN 2020K 12C	0734		20	20	10.0	125	RC1204
	SRDCN 2525M 12C	0735		25	25	12.5	150	
SRDCN 3232P 12C	0736		32	32	16.0	170	RC1204	
 <p><b>SRDCR/L</b></p>	SRDCR/L3232P12C	0737	0738	32	32	40.0	170	RC1204
 <p><b>SRHCR/L</b></p>	SRHCR/L 2525K 06	0763	-	25	25	25.0	125	RC0602
	SRHCR/L 2525K 08	0764	0765	25	25	25.0	125	RC0803
	SRHCR/L 2525K 10	0766	0767	25	25	25.0	125	RC10T3
	SRHCR/L 2525K 12	0768	0769	25	25	25.0	125	RC1204


Series	Designation	Information	Clamp	Clamp Screw	Screw	Torx Key
SR..	..06	Description	-	-	Y3008-M2.5x6	Y80-T08
		EDP	-	-	18000124	18000165
	..08	Description	-	-	Y3008-M3x8	Y80-T15
		EDP	-	-	18000125	18000167
	..08C	Description	YACK-15	Y4015-M3.5x11	Y3008-M3x8	Y80-T08
		EDP	18000069	18000118	18000125	18000165
	..10C	Description	YACK-15	Y4015-M3.5x11	Y4015-M3.5x11	Y80-T15
		EDP	18000069	18000118	18000118	18000167
	..12C	Description	YACK-05	Y4015-M4x11	Y4015-M3.5x11	Y80-T15
		EDP	18000065	18000119	18000118	18000167
	..10 ..12	Description	-	-	Y4015-M3.5x11	Y80-T15
		EDP	-	-	18000118	18000167
..1616 ..08C	Description	YACK-15	Y4015-M3.5x11	Y3008-M3x8	Y80-T08	
	EDP	18000069	18000118	18000125	18000165	

Turning - Holder - External

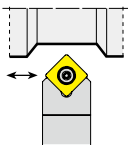
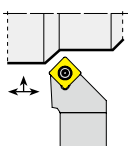
# Screw on type for SC\*\* Insert

SSSCR Shown



 : p. 57

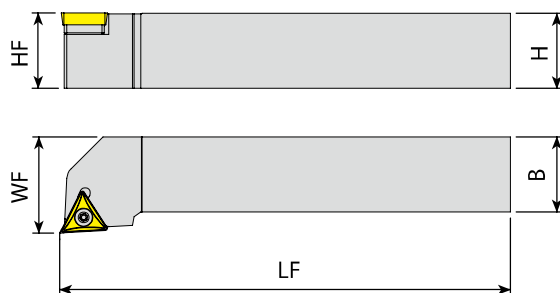
Unit: mm

Series	Designation	EDP 2700.. R L	H (= HF)	B	WF	LF	Insert	
 <p><b>SSDCN</b> Approach angle 45°</p>	SSDCN 1212F 09	0148	12	12	6.0	80	SC09T3	
	SSDCN 1616H 09	0149	16	16	8.0	100		
	SSDCN 2020K 09	0770	20	20	10.0	125		
	 <p><b>SSSCR/L</b> Approach angle 45°</p>	SSDCN 1616H 12	0771	16	16	8.0	100	SC1204
		SSDCN 2020K 12	0150	20	20	10.0	125	
		SSDCN 2525M 12	0151	25	25	12.5	150	
SSSCR/L 1212F 09		0772 0773	12	12	16.0	80	SC09T3	
SSSCR/L 1616H 09		0774 0775	16	16	20.0	100		
	SSSCR/L 2020K 09	0776 0777	20	20	25.0	125		
	SSSCR/L 1616H 12	0778 0779	16	16	20.0	100	SC1204	
	SSSCR/L 2020K 12	0780 0781	20	20	25.0	125		
	SSSCR/L 2525M 12	0782 0783	25	25	32.0	150		

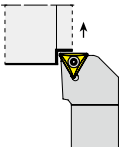
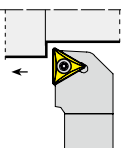
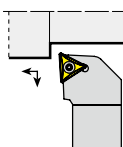
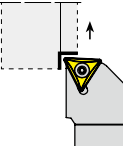
Series	Designation	Information	Screw	Shim	Shim Screw	Torx Key
SS..	..1212..09	Description	Y4015-M3.5x11	-	-	Y80-T15
		EDP	18000118	-	-	18000167
	..1616~2020..09	Description	Y4015-M3.5x14	YAASN-2-0001	YAAV-06-M3.5x11	Y80-T15
		EDP	18000129	18000135	18000159	18000167
	..1616..12	Description	Y4020-M4.5x12	YAASN-2-0004	YAAV-10-M4.5x8	Y80-T20
		EDP	18000134	18000144	18000162	18000168
	..2020~2525..12	Description	Y1020-M4.5x16	YAASN-2-0004	YAAV-07-M4.5x13	Y80-T20
		EDP	18000120	18000144	18000160	18000168

## Screw on type for TC\*\* Insert

STJCR Shown



: p.64 Unit:mm

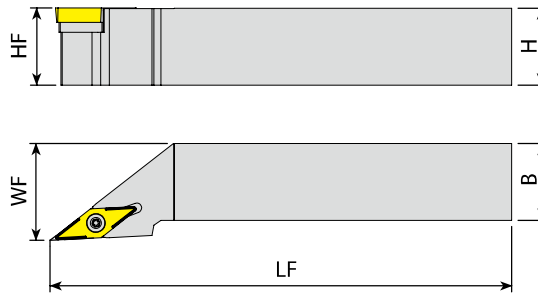
Series	Designation	EDP 2700.. R	L	H (= HF)	B	WF	LF	Insert
 <p><b>STFCR/L</b> Approach angle 91°</p>	STFCR/L 1212F 11	0099	0100	12	12	16	80	TC1102
	STFCR/L 1616H 11	0101	0102	16	16	20	100	
	STFCR/L 1616H 16	0105	0106	16	16	20	100	TC16T3
	STFCR/L 2020K 16	0107	0108	20	20	25	125	
	STFCR/L 2525M 16	0109	0110	25	25	32	150	
	STFCR/L 3232P 16	0784	0785	32	32	40	170	
 <p><b>STGCR/L</b> Approach angle 91°</p>	STGCR/L 1212F 11	0786	0787	12	12	16	80	TC1102
	STGCR/L 1616H 11	0433	0788	16	16	20	100	
	STGCR/L 1616H 16	0789	0790	16	16	20	100	TC16T3
	STGCR/L 2020K 16	0434	0791	20	20	25	125	
	STGCR/L 2525M 16	0792	0793	25	25	32	150	
	STGCR/L 3232P 16	0794	0795	32	32	40	170	
 <p><b>STJCR/L</b> Approach angle 93°</p>	STJCR/L 1212F 11	0796	0797	12	12	16	80	TC1102
	STJCR/L 1616H 11	0798	0799	16	16	20	100	
	STJCR/L 1616H 16	0800	0801	16	16	20	100	TC16T3
	STJCR/L 2020K 16	0802	0803	20	20	25	125	
	STJCR/L 2525M 16	0804	0805	25	25	32	150	
	STJCR/L 3232P 16	0806	0807	32	32	40	170	
 <p><b>STUCR/L</b> Approach angle 93°</p>	STUCR/L 1212F 11	0808	0809	12	12	16	80	TC1102
	STUCR/L 1616H 11	0810	0811	16	16	20	100	
	STUCR/L 2020K 16	0812	0813	20	20	25	125	TC16T3
	STUCR/L 2525M 16	0814	0815	25	25	32	150	
	STUCR/L 3232P 16	0816	0817	32	32	40	170	


Series	Designation	Infomation	Screw	Shim	Shim Screw	Torx Key
ST..	..11	Description	Y4008-M2.5x6	-	-	Y80-T08
		EDP	18000127	-	-	18000165
	..16	Description	Y4015-M3.5x14	YAATN-2-0001	YAAV-06-M3.5x11	Y80-T15
		EDP	18000129	18000146	18000159	18000167

Turning - Holder - External

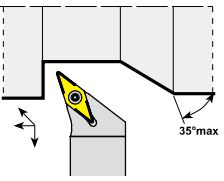
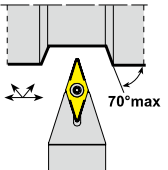
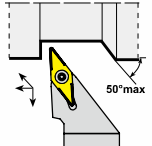
# Screw on type for VB\*\* Insert

SVJBR Shown



 : p.66

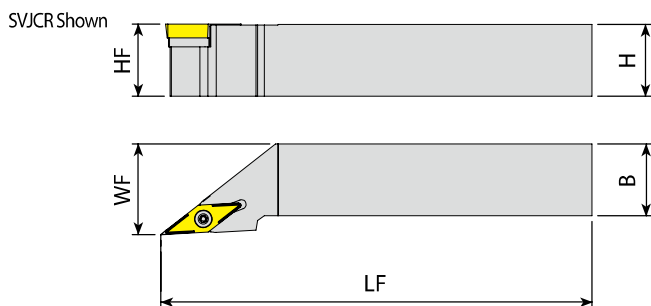
Unit:mm

Series	Designation	EDP 2700..		H (= HF)	B	WF	LF	Insert
		R	L					
 <p><b>SVHBR/L</b> Approach angle 107.5°</p>	SVHBR/L 2020K 16	0818	0819	20	20	25.0	125	VB1604
	SVHBR/L 2525M 16	0820	0821	25	25	32.0	150	
	SVHBR/L 3232P 16	0822	0823	32	32	40.0	170	
 <p><b>SVVBN</b> Approach angle 72.5°</p>	SVVBN 2020K 16	0131		20	20	10.0	125	VB1604
	SVVBN 2525M 16	0132		25	25	12.5	150	
	SVVBN 3232P 16	0827		32	32	16.0	170	
 <p><b>SVJBR/L</b> Approach angle 93°</p>	SVJBR/L 1616H 16	0824	0825	16	16	20.0	100	VB1604
	SVJBR/L 2020K 16	0127	0128	20	20	25.0	125	
	SVJBR/L 2525M 16	0129	0130	25	25	32.0	150	
	SVJBR/L 3232P 16	0436	0826	32	32	40.0	170	

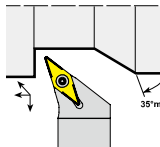
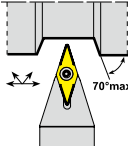
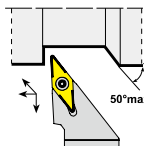
Series	Designation	Information	Screw	Shim	Shim Screw	Torx Key
SV..	..16	Description	Y4015-M3.5x14	YAAVN-2-0002	YAAV-06-M3.5x11	Y80-T15
		EDP	18000129	28000043	18000159	18000167



## Screw on type for VC\*\* Insert



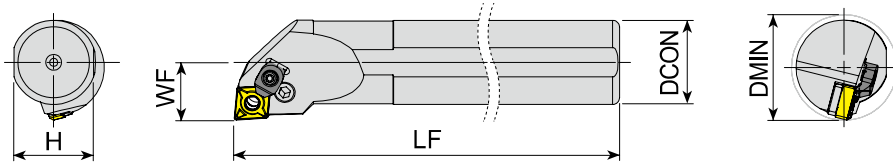
: p.67 Unit:mm

Series	Designation	EDP 2700.. R	L	H (= HF)	B	WF	LF	Insert	
 <p><b>SVHCR/L</b> Approach angle 107.5°</p>	SVHCR/L 2020K 16	0828	0829	20	20	25	125	VC1604	
	SVHCR/L 2525M 16	0830	0831	25	25	32	150		
	SVHCR/L 3232P 16	0832	0833	32	32	40	170		
 <p><b>SVVCN</b> Approach angle 72.5°</p>	SVVCN 1212-F11	0143		12	12	06	80	VC1103	
	SVVCN 1616-H11	0144		16	16	08	100		
	SVVCN 2020-K11	0145		20	20	10	125		
	SVVCN 2020-K16	0146		20	20	10	125		
		SVVCN 2525M 16	0147		25	25	12.5	150	VC1604
		SVVCN 3232P 16	0838		32	32	16	170	
 <p><b>SVJCR/L</b> Approach angle 93°</p>	SVJCR/L 1212F 16	0834	0835	12	12	16	80	VC1604	
	SVJCR/L 2020K 16	0139	0140	20	20	25	125		
	SVJCR/L 2525M 16	0141	0142	25	25	32	150		
	SVJCR/L 3232P 16	0836	0837	32	32	40	170		
		SVJCR/L 1212-F11	0133	0134	12	12	16	80	VC1103
		SVJCR/L 1616-H11	0135	0136	16	16	20	100	
		SVJCR/L 2020-K11	0137	0138	20	20	25	125	


Series	Designation	Information	Screw	Shim	Shim Screw	Torx Key
SV..	..11	Descritpion	Y4008-M2.5x6	-	-	Y80-T08
		EDP	18000127	-	-	18000165
	..16	Descritpion	Y4015-M3.5x14	YAAVN-2-0002	YAAV-06-M3.5x11	Y80-T15
		EDP	18000129	28000043	18000159	18000167
	..1212..16	Descritpion	Y4015-M3.5x11	-	-	Y80-T15
		EDP	18000118	-	-	18000167
	..2020~3232..16	Descritpion	Y4015-M3.5x14	YAAVN-2-0002	YAAV-06-M3.5x11	Y80-T15
		EDP	18000129	28000043	18000159	18000167

Turning - Holder - Internal

# Lever Lock type for CN\*\* Insert

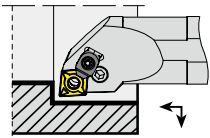


\* 'C' Letter at Last : Optional Clamp Included

 : p. 30

Unit:mm

Series	Designation	EDP 2700.. R	L	DMIN	DCON	H	WF	LF	Insert		
●	A25R - PCLNR/L 12C	0839	0840	32	25	23	17	200	CN1204		
	A32S - PCLNR/L 12C	0841	0842	40	32	30	22	250			
	A40T - PCLNR/L 12C	0843	0844	50	40	37.5	27	300			
	A50U - PCLNR/L 12C	0845	0846	63	50	47	35	350			
	S25S - PCLNR/L 12C	0863	0864	32	25	23	17	250			
	X S32T - PCLNR/L 12C	0865	0866	40	32	30	22	300			
	X S40U - PCLNR/L 12C	0867	0868	50	40	37.5	27	350			
	X S50V - PCLNR/L 12C	0869	0870	63	50	47	35	400			
●	A32S - PCLNR/L 16C	0847	0848	40	32	30	22	250	CN1606		
	A40T - PCLNR/L 16C	0849	0850	50	40	37.5	27	300			
	A50U - PCLNR/L 16C	0851	0852	63	50	47	35	350			
	X S32T - PCLNR/L 16C	0871	0872	40	32	30	22	300			
	X S40U - PCLNR/L 16C	0873	0874	50	40	37.5	27	350			
	X S50V - PCLNR/L 16C	0875	0876	63	50	47	35	400			
	●	A40T - PCLNR/L 19C	0853	0854	50	40	37.5	27		300	CN1906
		A50U - PCLNR/L 19C	0855	0856	63	50	47	35		350	
X S40U - PCLNR/L 19C		0877	0878	50	40	37.5	27	350			
X S50V - PCLNR/L 19C		0879	0880	63	50	47	35	400			



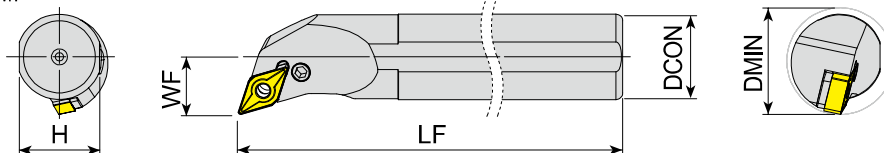
..-PCLNR/L

Approach angle  
95°

Series	Designation	Infomation	Lever	Lever Screw	Clamp	Clamp Screw	Shim	Shim Pin	Allen Key
..25..- 12C	Description	YAPL-02	YALV-08-M8x16	YACK-05	Y4015-M4x11	YAACN-3-0001	YAAY-02	YAAL-03-3	
	EDP	18000093	18000104	18000065	18000119	18000137	18000054	18000061	
..32~50..- 12C	Description	YAPL-02	YALV-03-M8x19	YACK-05	Y4015-M4x11	YAACN-3-0001	YAAY-02	YAAL-03-3	
	EDP	18000093	18000100	18000065	18000119	18000137	18000054	18000061	
..PC..	..16C	Description	YAPL-04	YALV-04-M8x22	YACK-09	YAAV-05-M6x15	YAACN-3-0002	YAAY-03	YAAL-03-3
	EDP	18000095	18000101	18000066	18000078	18000138	18000055	18000061	
..19C	Description	YAPL-05	YALV-05-M10x27	YACK-09	YAAV-05-M6x15	YAACN-3-0003	YAAY-04	YAAL-05-4	
	EDP	18000096	18000102	18000066	18000078	18000139	18000056	18000062	
..19C	Description	YAPL-05	YALV-05-M10x27	YACK-09	YAAV-05-M6x15	YAACN-3-0003	YAAY-04	YAAL-05-4	
	EDP	18000096	18000102	18000066	18000078	18000139	18000056	18000062	

## Lever Lock type for DN\*\* Insert

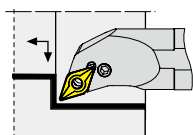
..PDQNR Shown



: p. 35

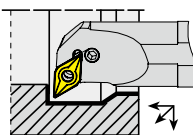
Unit:mm

Series	Designation	EDP 2700..		DMIN	DCON	H	WF	LF	Insert
		R	L						
●	A32S - PDQNR/L 1504	0895	-	40	32	30	22	250	DN1504
	A40T - PDQNR/L 1504	0896	-	50	40	37.5	27	300	
	S32T - PDQNR/L 1504	0903	-	40	32	30	22	300	
	X S40U - PDQNR/L 1504	0904	-	50	40	37.5	27	350	
	S50V - PDQNR/L 1504	0905	-	63	50	47	35	400	
●	A32S - PDQNR/L 15	0897	0898	40	32	30	22	250	DN1506
	A40T - PDQNR/L 15	0899	0900	50	40	37.5	27	300	
	A50U - PDQNR/L 15	0901	0902	63	50	47	35	350	
	S32T - PDQNR/L 15	0906	0907	40	32	30	22	300	
	X S40U - PDQNR/L 15	0908	0909	50	40	37.5	27	350	
●	S50V - PDQNR/L 15	0910	0911	63	50	47	35	400	DN1506
	A32S - PDUNR/L 15	0920	0921	40	32	30	22	250	
	A40T - PDUNR/L 15	0922	0923	50	40	37.5	27	300	
	A50U - PDUNR/L 15	0924	0925	63	50	47	35	350	
	S25S - PDUNR/L 15	0934	0935	32	25	23	19	250	
X	S32T - PDUNR/L 15	0936	0937	40	32	30	22	300	DN1506
	S40U - PDUNR/L 15	0938	0939	50	40	37.5	27	350	
	S50V - PDUNR/L 15	0940	0941	63	50	47	35	400	



..PDQNR/L

Approach angle  
107.5°

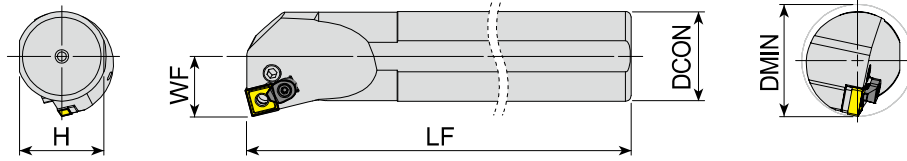


..PDUNR/L

Approach angle  
93°

Series	Designation	Information	Lever	Lever Screw	Shim	Shim Pin	Allen Key
..15	Description		YAPL-03	YALV-03-M8x19	YAADN-3-0001	YAAY-02	YAAL-03-3
	EDP		18000094	18000100	18000142	18000054	18000061
..1504	Description		YAPL-03	YALV-03-M8x19	YAADN-2-0003	YAAY-02	YAAL-03-3
	EDP		18000094	18000100	18000141	18000054	18000061
..25..15	Description		YAPL-03	YALV-08-M8x16	YAADN-3-0001	YAAY-02	YAAL-03-3
	EDP		18000094	18000104	18000142	18000054	18000061
..32~50..15	Description		YAPL-03	YALV-03-M8x19	YAADN-3-0001	YAAY-02	YAAL-03-3
	EDP		18000094	18000100	18000142	18000054	18000061

## Turning - Holder - Internal Lever Lock type for SN\*\* Insert



\* 'C' Letter at Last : Optional Clamp Included

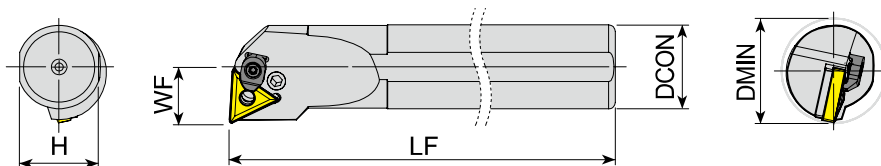
: p.42

Unit:mm

Series	Designation	EDP 2700.. R L	DMIN	DCON	H	WF	LF	Insert
 <b>..-PSKNR/L</b> Approach angle 75°	X S25S -PSKNR/L 12C	0958 0959	32	25	23	17	250	SN1204
	S32T -PSKNR/L 12C	0960 0961	40	32	30	22	300	
	X S40U -PSKNR/L12C	0962 0963	50	40	37.5	27	350	SN1204
	S50V -PSKNR/L12C	0964 0965	63	50	47	35	400	

Series	Designation	Infomation	Lever	Lever Screw	Clamp	Clamp Screw	Shim	Shim Pin	Allen Key
..PS..	..25.. 12C	Descritpion	YAPL-02	YALV-08-M8x16	YACK-05	Y4015-M4x11	YAASN-3-0004	YAAY-02	YAAL-03-3
		EDP	18000093	18000104	18000065	18000119	18000145	18000054	18000061
	..32.. 12C ..40.. 12C ..50.. 12C	Descritpion	YAPL-02	YALV-03-M8x19	YACK-05	Y4015-M4x11	YAASN-3-0004	YAAY-02	YAAL-03-3
		EDP	18000093	18000100	18000065	18000119	18000145	18000054	18000061

## Lever Lock type for TN\*\* Insert

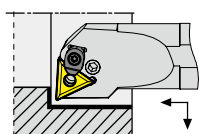


\* 'C' Letter at Last : Optional Clamp Included

: p.47

Unit:mm

Series	Designation	EDP 2700..		DMIN	DCON	H	WF	LF	Insert
		R	L						
	S16P-PTUNR/L 16	1014	1015	20	16	14.8	11	170	TN1604
	S20R-PTUNR/L 16	1016	1017	25	20	18.3	13	200	
X	S25S-PTUNR/L 16C	1018	1019	32	25	23	17	250	
	S32T-PTUNR/L 16C	1020	1021	40	32	30	22	300	
	S40U-PTUNR/L 16C	1022	1023	50	40	37.5	27	350	
	S32T-PTUNR/L 22C	1024	1025	40	32	30	22	300	TN2204
X	S40U-PTUNR/L 22C	1026	1027	50	40	37.5	27	350	
	S50V-PTUNR/L 22C	1028	1029	63	50	47	35	400	



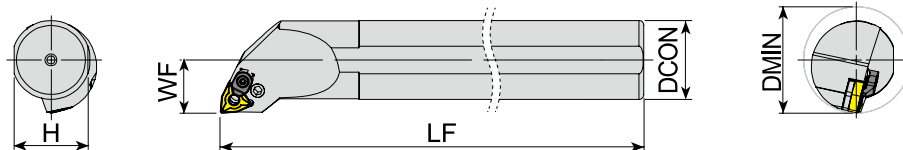
..PTUNR/L

Approach angle  
93°

Series	Designation	Information	Lever	Lever Screw	Clamp	Clamp Screw	Shim	Shim Pin	Allen Key
..16..16	Description	YAPL-08	YALV-07-M6x13	-	-	-	YAATN-3-0025	YAAY-07	YAAL-02-2.5
	EDP	18000097	18000103	-	-	-	18000057	18000060	18000060
..20..16	Description	YAPL-01	YALV-01-M6x14	-	-	YAATN-3-0025	YAAY-01	YAAL-02-2.5	YAAL-02-2.5
	EDP	18000092	18000098	-	-	18000149	18000053	18000060	18000060
..16C	Description	YAPL-01	YALV-02-M6x17	YACK-05	Y4015-M4x11	YAATN-3-0025	YAAY-01	YAAL-02-2.5	YAAL-02-2.5
	EDP	18000092	18000099	18000065	18000119	18000149	18000053	18000060	18000060
..22C	Description	YAPL-02	YALV-03-M8x19	YACK-05	Y4015-M4x11	YAATN-3-0015	YAAY-02	YAAL-03-3	YAAL-03-3
	EDP	18000093	18000100	18000065	18000119	18000148	18000054	18000061	18000061

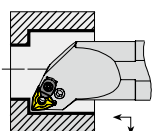
Turning - Holder - Internal

# Lever Lock type for WN\*\* Insert



 : p.53 Unit:mm

Series	Designation	EDP 2700.. R L	DMIN	DCON	H	WF	LF	Insert
●	A20P -PWLNR/L 06	1048 1049	25	20	18.3	13	170	WN0604
	A25R -PWLNR/L 06	1050 1051	32	25	23	17	200	
	A32S -PWLNR/L 06	1052 1053	40	32	30	22	250	
	S20R -PWLNR/L 06	1076 1077	25	20	18.3	13	200	
	X S25S -PWLNR/L 06	1078 1079	32	25	23	17	250	
	S32T -PWLNR/L 06	1080 1081	40	32	30	22	300	
●	A25R -PWLNR/L 08C	1054 1055	32	25	23	17	200	WN0804
	A32S -PWLNR/L 08C	1056 1057	40	32	30	22	250	
	A40T -PWLNR/L 08C	1058 1059	50	40	37.5	27	300	
	A50U -PWLNR/L 08C	1060 1061	63	50	47	35	350	
	S25S -PWLNR/L 08C	1082 1083	32	25	23	17	250	
	X S32T -PWLNR/L 08C	1084 1085	40	32	30	22	300	
	S40U -PWLNR/L 08C	1086 1087	50	40	37.5	27	350	
	S50V -PWLNR/L 08C	1088 1089	63	50	47	35	400	

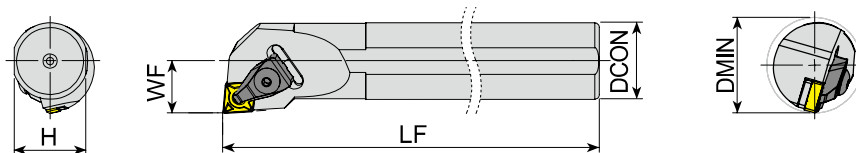


..-PWLNR/L

Approach angle  
95°

Series	Designation	Infomation	Lever	Lever Screw	Clamp	Clamp Screw	Shim	Shim Pin	Allen Key
..20..06	..PW..	Descritpion	YAPL-01	YALV-01-M6x14	-	-	YAAWN-SW317	YAAY-01	YAAL-02-2.5
		EDP	18000092	18000098			18000152	18000053	18000060
..25~32..06	..PW..	Descritpion	YAPL-01	YALV-02-M6x17	-	-	YAAWN-SW317	YAAY-01	YAAL-02-2.5
		EDP	18000092	18000099			18000152	18000053	18000060
..08C	..PW..	Descritpion	YAPL-02	YALV-03-M8x19	YACK-05	Y4015-M4x11	YAAWN-3-0001	YAAY-02	YAAL-03-3
		EDP	18000093	18000100	18000065	18000119	18000151	18000054	18000061

## Double Clamp type for CN\*\* Insert



: p. 30 Unit:mm

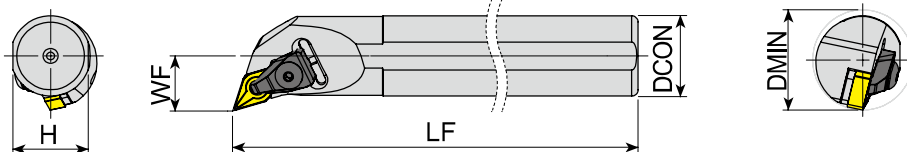
Series	Designation	EDP 2700..		DMIN	DCON	H	WF	LF	Insert
		R	L						
<p><b>..-TCLNR/L</b> Approach angle 95°</p>	X S25S -TCLNR/L 12	0881	0882	32	25	23	17	250	CN1204
	S32T -TCLNR/L 12	0883	0884	40	32	30	22	300	
	S40U -TCLNR/L 12	0885	0886	50	40	37.5	27	350	
	S50V -TCLNR/L 12	0887	0888	63	50	47	35	400	
	S32T -TCLNR/L 16	0889	0890	40	32	30	22	300	CN1606
	X S40U -TCLNR/L 16	0891	0892	50	40	37.5	27	350	
	S50V -TCLNR/L 16	0893	0894	63	50	47	35	400	

Series	Designation	Information	Clamp	Clamp Screw	Upper Ring	Lower Ring	Shim	Shim Screw	Allen Key
..TC..	..25..12	Description	YATK-02	YAKV-30-M6x22	YABPL-01	YAS-01	YAACN-3-0001	YAAV-13-M5x8	YAAL-03-3
		EDP	18000075	18000091	18000058	18000052	18000137	18000163	18000061
	..32~50..12	Description	YATK-02	YAKV-30-M6x22	YABPL-01	YAS-01	YAACN-3-0001	YAAV-02-M5x12	YAAL-03-3
		EDP	18000075	18000091	18000058	18000052	18000137	18000156	18000061
	..16	Description	YATK-04	YAKV-19-M7x25	YABPL-02	-	YAACN-3-0002	YAAV-05-M6x15	YAAL-05-4
		EDP	18000077	18000088	18000059		18000138	18000078	18000062

Turning - Holder - Internal

# Double Clamp type for DN\*\* Insert

..TDQNR Shown



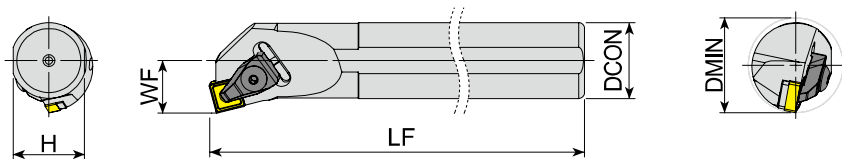
: p. 35 Unit:mm

Series	Designation	EDP 2700.. R L	DMIN	DCON	H	WF	LF	Insert
 <b>..-TDQNR/L</b> Approach angle 107.5°	S25S -TDQNR/L 15	0912 0913	32	25	23	17	250	DN1506
	S32T -TDQNR/L 15	0914 0915	40	32	30	22	300	
	S40U -TDQNR/L 15	0916 0917	50	40	37.5	27	350	
	S50V -TDQNR/L 15	0918 0919	63	50	47	35	400	
 <b>..-TDUNR/L</b> Approach angle 93°	S25S -TDUNR/L 15	0942 0943	34	25	23	17	250	DN1506
	S32T -TDUNR/L 15	0944 0945	40	32	30	22	300	
	S40U -TDUNR/L 15	0946 0947	50	40	37.5	27	350	
	S50V -TDUNR/L 15	0948 0949	63	50	47	35	400	

Series	Designation	Infomation	Clamp	Clamp Screw	Upper Ring	Lower Ring	Shim	Shim Screw	Allen Key
..TDQ..25..15	Descritpion	YATK-02	YAKV-30-M6x22	YABPL-01	-	YAADN-3-0001	YAAV-13-M5x8	YAAL-03-3	
	EDP	18000075	18000091	18000058		18000142	18000163	18000061	
..TD.. ..25..15	Descritpion	YATK-02	YAKV-30-M6x22	YABPL-01	YAS-01	YAADN-3-0001	YAAV-13-M5x8	YAAL-03-3	
	EDP	18000075	18000091	18000058	18000052	18000142	18000163	18000061	
..32~50..15	Descritpion	YATK-02	YAKV-30-M6x22	YABPL-01	YAS-01	YAADN-3-0001	YAAV-02-M5x12	YAAL-03-3	
	EDP	18000075	18000091	18000058	18000052	18000142	18000156	18000061	



## Double Clamp type for SN\*\* Insert



: p.42 Unit:mm

Series	Designation	EDP 2700..		DMIN	DCON	H	WF	LF	Insert
		R	L						
 ..-TSKNR/L Approach angle 75°	S25S - TSKNR/L 12	0966	-	32	25	23	17	250	SN1204
	S32T - TSKNR/L12	0968	0969	40	32	30	22	300	
	S40U - TSKNR/L 12	0970	0971	50	40	37.5	27	350	

TURNING

PARTING & GROOVING

MILLING

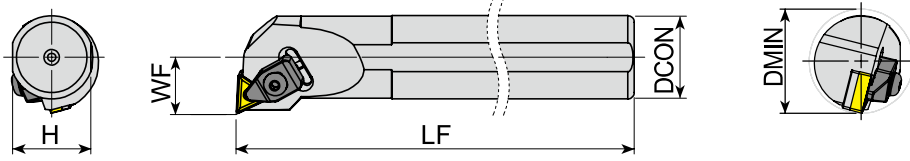
DRILLING


TECHNICAL INFORMATION

Series	Designation	Information	Clamp	Clamp Screw	Upper Ring	Lower Ring	Shim	Shim Screw	Allen Key
..TS..	..12	Description	YATK-02	YAKV-30-M6x22	YABPL-01	YAS-01	YAASN-3-0004	YAAV-13-M5x8	YAAL-03-3
		EDP	18000075	18000091	18000058	18000052	18000145	18000163	18000061

Turning - Holder - Internal

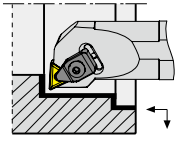
# Double Clamp type for TN\*\* Insert



 : p.47

Unit:mm

Series	Designation	EDP 2700.. R L	DMIN	DCON	H	WF	LF	Insert
X	S25S-TTUNR/L 16	1030 1031	32	25	23	17	250	TN1604
	S32T-TTUNR/L 16	1032 1033	40	32	30	22	300	
X	S25S-TTUNR/L 22	1034 1035	32	25	23	17	250	TN2204
	S32T-TTUNR/L 22	1036 1037	40	32	30	22	300	
	S40U-TTUNR/L 22	1038 1039	50	40	37.5	27	350	
	S50V-TTUNR/L 22	1040 1041	63	50	47	35	400	

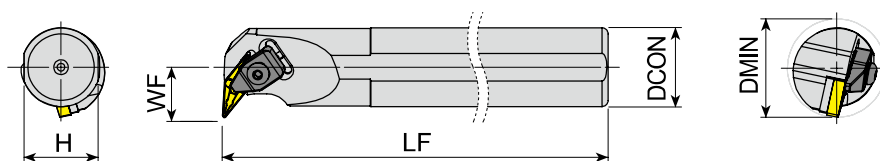


**..-TTUNR/L**

Approach angle  
93°

Series	Designation	Infomation	Clamp	Clamp Screw	Upper Ring	Lower Ring	Shim	Shim Screw	Allen Key
..TT..	..16	Descritpion	YATK-01	YAKV-01-M5x22	YABPL-01	-	YAATN-2-0002	YAAV-03-M5x12	YAAL-03-3
		EDP	18000074	18000080	18000058		18000147	18000156	18000061
..TT..	..22	Descritpion	YATK-02	YAKV-30-M6x22	YABPL-01	YAS-01	YAATN-3-0015	YAAV-02-M5x12	YAAL-03-3
		EDP	18000075	18000091	18000058	18000052	18000148	18000156	18000061

## Double Clamp type for VN\*\* Insert



: p. 51 Unit:mm

Series	Designation	EDP 2700..		DMIN	DCON	H	WF	LF	Insert
		R	L						
<p>..-TVUNR/L Approach angle 93°</p>	S25S-TVUNR/L 16	1042	1043	36	25	23	20	250	VN1604
	S32T-TVUNR/L 16	1044	1045	40	32	30	22	300	
	S40U-TVUNR/L 16	1046	1047	50	40	37.5	27	350	

TURNING

PARTING & GROOVING

MILLING

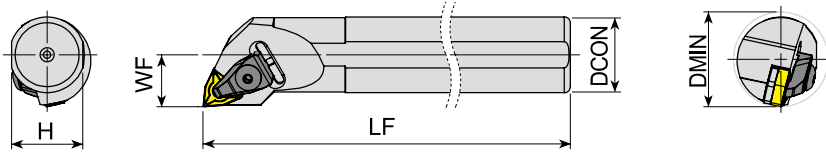
DRILLING

TECHNICAL INFORMATION

Series	Designation	Information	Clamp	Clamp Screw	Upper Ring	Shim	Shim Screw	Allen Key
..TV..	..16	Description	YATK-01	YAKV-01-M5x22	YABPL-01	YAAVN-2-0002	YAAV-04-M5x12	YAAL-03-3
		EDP	18000074	18000080	18000058	18000150	18000185	18000061

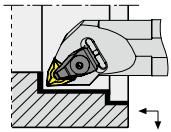
Turning - Holder - Internal

# Double Clamp type for WN\*\* Insert



: p.53 Unit:mm

Series	Designation	EDP 2700.. R	L	DMIN	DCON	H	WF	LF	Insert
X	S25S-TWLNRL 06	1090	1091	32	25	23	17	250	WN0604
	S32T-TWLNRL 06	1092	1093	40	32	30	22	300	
●	A40T-TWLNRL 08	1062	-	50	40	37.5	27	300	WN0804
	A50U-TWLNRL 08	1063	-	63	50	47	35	350	
X	S25S-TWLNRL 08	1094	1095	32	25	23	17	250	
	S32T-TWLNRL 08	1096	1097	40	32	30	22	300	
	S40U-TWLNRL 08	1098	1099	50	40	37.5	27	350	
	S50V-TWLNRL 08	1100	1101	63	50	47	35	400	



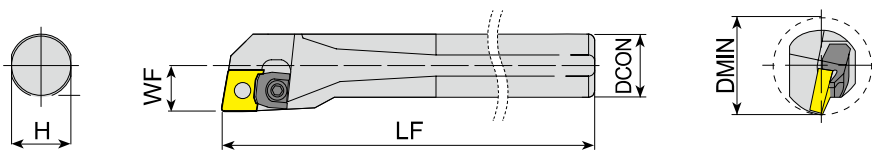
..-TWLNRL/L

Approach angle  
95°

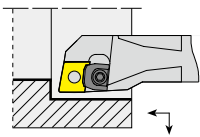
Series	Designation	Infomation	Clamp	Clamp Screw	Upper Ring	Lower Ring	Shim	Shim Screw	Allen Key
..06		Descritpion	YATK-01	YAKV-01-M5x22	YABPL-01	-	YAAWN-SW317	YAAV-01-M3x10	YAAL-03-3
		EDP	18000074	18000080	18000058		18000152	18000155	18000061
..25..08		Descritpion	YATK-02	YAKV-30-M6x22	YABPL-01	YAS-01	YAAWN-3-0001	YAAV-13-M5x8	YAAL-03-3
		EDP	18000075	18000091	18000058	18000052	18000151	18000163	18000061
..32~50..08		Descritpion	YATK-02	YAKV-30-M6x22	YABPL-01	YAS-01	YAAWN-3-0001	YAAV-02-M5x12	YAAL-03-3
		EDP	18000075	18000091	18000058	18000052	18000151	18000156	18000061

## Turning - Holder - Internal

### Multi-Clamp type for CN\*\* Insert



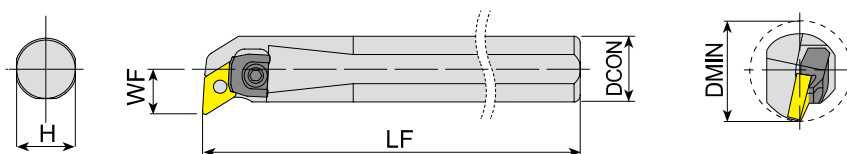
☐ : p. 30 Unit:mm

Series	Designation	EDP 2700.. R L	DMIN	DCON	H	WF	LF	Insert
 <p><b>..-MCLNR/L</b> Approach angle 95°</p>	S20R - MCLNR/L12	0857 0858	25	20	18.3	13	200	CN1204
	S32T - MCLNR/L12	0861 0862	40	32	30	22	300	
	X							

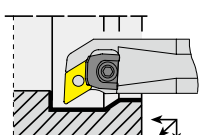
Series	Designation	Information	Clamp	Clamp Screw	Shim	Shim Pin	Allen Key
..MC..	..20..12	Description	YAMK-07	YAKV-04-M5x17	-	YAPM-12	YAAL-03-3
		EDP	28000019	18000082	-	28000025	18000061
	..32..12	Description	YAMK-03	-	YAACN-3-0001	YAPM-04	-
		EDP	28000020	-	18000137	18000113	-

## Turning - Holder - Internal

### Multi-Clamp type for DN\*\* Insert



☐ : p. 35 Unit:mm

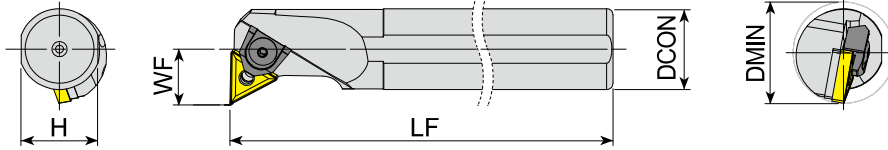
Series	Designation	EDP 2700.. R L	DMIN	DCON	H	WF	LF	Insert
 <p><b>..-MDUNR/L</b> Approach angle 95°</p>	S32T - MDUNR/L15	0928 0929	40	32	30	22	300	DN1506
	S40U - MDUNR/L15	0930 0931	50	40	37.5	27	350	
	S50V - MDUNR/L15	0932 0933	63	50	47	35	400	
	X							


Series	Designation	Information	Clamp	Clamp Screw	Upper Ring	Lower Ring	Shim	Shim Pin	Allen Key
..MD..	..15	Description	YAMK-04	YAKV-30-M6x22	YABPL-01	YAS-01	YAADN-3-0001	YAPM-04	YAAL-03-3
		EDP	18000072	18000091	18000058	18000052	18000142	18000113	18000061

Turning - Holder - Internal

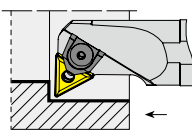
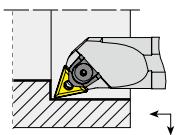
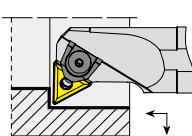
# Multi-Clamp type for TN\*\* Insert

..-MTFNR Shown



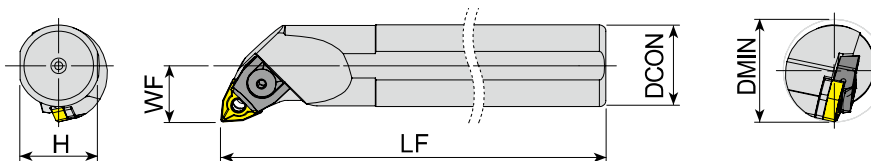
 : p.47

Unit:mm

Series	Designation	EDP 2700.. R L	DMIN	DCON	H	WF	LF	Insert
 <b>..- MTFNR/L</b> Approach angle 91°	X S20R - MTFNR/L 16	0972 -	25	20	18.3	14	200	TN1604
	S25S - MTFNR/L 16	0973 0974	32	25	23	17	250	
	S32T - MTFNR/L 16	0975 0976	40	32	30	22	300	
	S40U - MTFNR/L 16	0977 0978	50	40	37.5	27	350	TN2204
	X S32T - MTFNR/L 22	0979 0980	40	32	30	22	300	
S40U - MTFNR/L 22	0981 0982	50	40	37.5	27	350		
S50V - MTFNR/L 22	0983 -	63	50	47	35	400		
 <b>..- MTQNR/L</b> Approach angle 107.5°	X S20R - MTQNR/L 16	0984 0985	25	20	18.3	13	200	TN1604
	S32T - MTQNR/L 16	0988 0989	40	32	30	22	300	
	S40U - MTQNR/L 16	0990 0991	50	40	37.5	27	350	
	S32T - MTQNR/L 22	0992 0993	40	32	30	22	300	TN2204
	S40U - MTQNR/L 22	0994 0995	50	40	37.5	27	350	
	S50V - MTQNR/L 22	0996 0997	63	50	47	35	400	
	S32T - MTUNR/L 22	1008 1009	40	32	30	22	300	TN2204
	S40U - MTUNR/L 22	1010 1011	50	40	37.5	27	350	
	S50V - MTUNR/L 22	1012 1013	63	50	47	35	400	
 <b>..- MTUNR/L</b> Approach angle 93°	X S20R - MTUNR/L 16	0998 0999	25	20	18.3	13	200	TN1604
	S25S - MTUNR/L 16	1000 1001	32	25	23	17	250	
	S32T - MTUNR/L 16	1002 1003	40	32	30	22	300	
	S40U - MTUNR/L 16	1004 1005	50	40	37.5	27	350	
	S50V - MTUNR/L 16	1006 1007	63	50	47	35	400	

Series	Designation	Infomation	Clamp	Clamp Screw	Upper Ring	Lower Ring	Pin	Shim	Shim Pin	Allen Key
..20..16	Descritpion	YAMK-02	YAKV-17-M5x15	-	-	YAPM-03	-	-	-	YAAL-03-3
	EDP	18000071	18000087	-	-	18000112	-	-	-	18000061
..22	Descritpion	YAMK-04	YAKV-30-M6x22	YABPL-01	YAS-01	YAPM-02	YAATN-3-0015	-	-	YAAL-03-3
	EDP	18000072	18000091	18000058	18000052	18000054	18000148	-	-	18000061
..25..16	Descritpion	YAMK-04	YAKV-30-M6x22	YABPL-01	YAS-01	YAPM-14	YAATN-2-0002	-	-	YAAL-03-3
	EDP	18000072	18000091	18000058	18000052	18000117	18000147	-	-	18000061
..32~40..16	Descritpion	YAMK-04	YAKV-30-M6x22	YABPL-01	YAS-01	-	YAATN-2-0002	YAPM-14	-	YAAL-03-3
	EDP	18000072	18000091	18000058	18000052	-	18000147	18000117	18000061	18000061
..32~50..16	Descritpion	YAMK-04	YAKV-30-M6x22	YABPL-01	YAS-01	YAPM-01	YAATN-2-0002	-	-	YAAL-03-3
	EDP	18000072	18000091	18000058	18000052	18000110	18000147	-	-	18000061
..32~50..22	Descritpion	YAMK-04	YAKV-30-M6x22	YABPL-01	YAS-01	-	YAATN-3-0015	YAPM-02	-	YAAL-03-3
	EDP	18000072	18000091	18000058	18000052	-	18000148	18000111	18000061	18000061

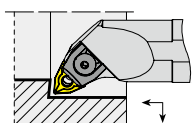
## Multi-Clamp type for WN\*\* Insert



\* 'C' Letter at Last : Optional Clamp Included

□ : p.53 Unit:mm

Series	Designation	EDP 2700..		DMIN	DCON	H	WF	LF	Insert
		R	L						
	S16P - MWLNR/L 06	1064	1065	20	16	14.8	11	170	WN0604
X	S20R - MWLNR/L 06	1066	1067	25	20	18.3	13	200	
	S25S - MWLNR/L 06	1068	1069	32	25	23	17	250	
	S25S - MWLNR/L 08	1070	1071	32	25	23	17	250	WN0804
X	S32T - MWLNR/L 08	1072	1073	40	32	30	22	300	
	S40U - MWLNR/L 08	1074	1075	50	40	37.5	27	350	



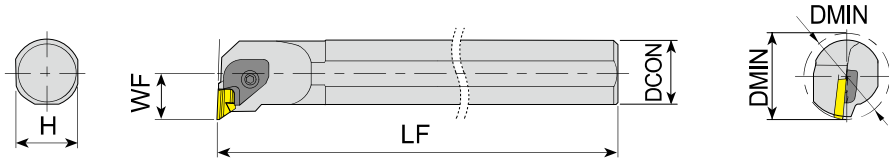
..-MWLNR/L

Approach angle  
95°

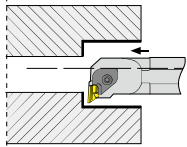
Series	Designation	Infomation	Clamp	Clamp Screw	Upper Ring	Lower Ring	Pin	Shim	Allen Key
..16..06	Descriptipon	YAMK-01	YAMK-01	YAKV-17-M5x15	-	-	YAPM-09	-	-
	EDP	18000070	18000070	18000087			18000115		
..20..06	Descriptipon	YAMK-01	YAMK-01	YAKV-04-M5x17	-	-	YAPM-10	-	-
	EDP	18000070	18000070	18000082			18000116		
..MW.. ..25..06	Descriptipon	YAMK-01	YAMK-01	YAKV-04-M5x17	-	-	YAPM-08	-	-
	EDP	18000070	18000070	18000082			18000114		
..25..08	Descriptipon	YAMK-05	YAMK-05	YAKV-27-M6x20	YABPL-01	YAS-01	YAPM-04	YAAWN-3-0001	YAAL-03-3
	EDP	18000073	18000073	18000090	18000058	18000052	18000113	18000151	18000061
..32~40..08	Descriptipon	YAMK-05	YAMK-05	YAKV-03-M6x22	YABPL-01	YAS-01	YAPM-02	YAAWN-3-0001	YAAL-03-3
	EDP	18000073	18000073	18000081	18000058	18000052	18000111	18000151	18000061

Turning - Holder - Internal

# Top Clamp type for KN\*\* Insert



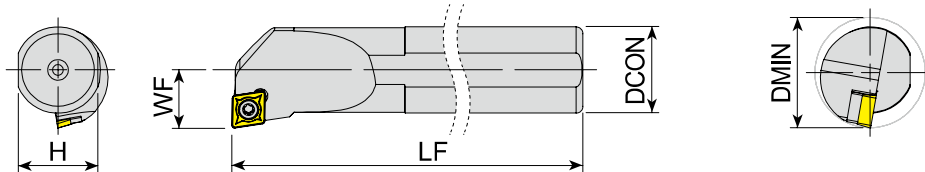
☐ : p.41      Unit:mm

Series	Designation	EDP 2700..		DMIN	DCON	H	WF	LF	Insert	
		R	L							
 <p><b>..-CKUNR/L</b> Approach angle 93°</p>										
	X	S32T-CKUNR/L16	0952	0953	40	32	30	22	300	KN1604
		S40U-CKUNR/L16	0954	0955	50	40	37.5	27	350	
		S50V-CKUNR/L16	0956	0957	63	50	47	35	400	

Series	Designation	Infomation	Clamp	Clamp Screw	Spring	Upper Ring	Shim	Shim Screw	Allen Key
..CK..	..16	Description	YACK-01-R	YAKV-06-M6x20	YAKY-02	YABPL-01	YAKS-16-R	YAAV-01-M3x10	YAAL-05-4
			YACK-02-L				YAKS-16-L		
		EDP	18000064 (18000063)	18000083	18000164	18000058	18000154 (18000153)	18000155	18000062

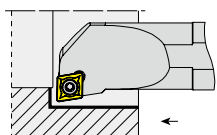


## Screw on type for CC\*\* Insert



: p. 57 Unit:mm

Series	Designation	EDP 2700..		DMIN	DCON	H	WF	LF	Insert
		R	L						
	S08H - SCFCR/L 06	1102	1103	11	08	7.3	6	100	CC0602
X	S10K - SCFCR/L 06	1104	1105	13	10	9	7	125	
	S12K - SCFCR/L 06	1106	1107	16	12	11	9	125	
	S12K - SCFCR/L 09	1108	1109	16	12	11	9	125	CC09T3
X	S16P - SCFCR/L 09	1110	1111	20	16	14.8	11	170	
	S20R - SCFCR/L 09	1112	1113	25	20	18.3	13	200	
	S25S - SCFCR/L 09	1114	1115	32	25	23	17	250	CC1204
X	S25S - SCFCR/L 12	1116	-	32	25	23	17	250	



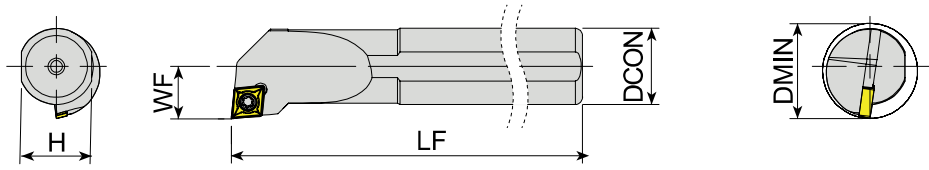
..- SCFCR/L  
Approach angle  
91°

▶ NEXT PAGE

Series	Designation	Information	Screw	Shim	Shim Screw	Torx Key
..06	Descritpion		Y4008-M2.5x6	-	-	Y80-T08
	EDP		18000127	-	-	18000165
..12	Descritpion		Y4020-M4.5x12	YAACN-2-0003	YAAV-10-M4.5x8	Y80-T20
	EDP		18000134	18000136	18000162	18000168
..SC..	Descritpion		Y4015-M3.5x8	-	-	Y80-T15
	EDP		18000130	-	-	18000167
..16~20..09	Descritpion		Y4015-M3.5x9	-	-	Y80-T15
	EDP		18000131	-	-	18000167
..25..09	Descritpion		Y4015-M3.5x12	YAACN-2-0001	YAAV-08-M3.5x8	Y80-T15
	EDP		18000128	18000135	18000161	18000167

Turning - Holder - Internal

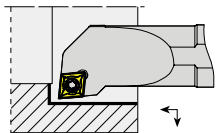
Screw on type for CC\*\* Insert



: p.57

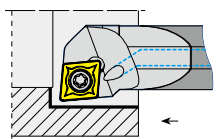
Unit:mm

Series	Designation	EDP 2700.. R L	DMIN	DCON	H	WF	LF	Insert	
●	A08H - SCLCR/L 06	1117 1118	11	08	7.3	6	100	CC0602	
	A10H - SCLCR/L 06	1119 1120	13	10	9	7	100		
	A12H - SCLCR/L 06	1121 1122	16	12	11	9	100		
	S08H - SCLCR/L 06	1133 1134	11	08	7.3	6	100		
	X S10K - SCLCR/L 06	1135 1136	13	10	9	7	125		
	S12K - SCLCR/L 06	1137 1138	16	12	11	9	125		
●	A16M - SCLCR/L 09	1123 1124	20	16	14.8	11	150	CC09T3	
	A20P - SCLCR/L 09	1125 1126	25	20	18.3	13	170		
	A25R - SCLCR/L 09	1127 1128	32	25	23	17	200		
●	A32S - SCLCR/L 09	1129 1130	40	32	30	22	250	CC09T3	
	X S12K - SCLCR/L 09	1141 1142	16	12	11	9	125		
	S16P - SCLCR/L 09	1474 1143	20	16	14.8	11	170		
	X S20R - SCLCR/L 09	1144 1145	25	20	18.3	13	200		
	S25S - SCLCR/L 09	1146 1147	32	25	23	17	250		
	S32T - SCLCR/L 09	1148 1149	40	32	30	22	300		
●	A25R - SCLCR/L 12	1131 1132	32	25	23	17	200	CC1204	
	S25S - SCLCR/L 12	1150 1151	32	25	23	17	250		
	X S32T - SCLCR/L 12	1152 1153	40	32	30	22	300		
	S40U - SCLCR/L 12	1154 1155	50	40	37.5	27	350		
●	E08K - SCLCR/L 06	0325 1156	11	08	7.3	6	125	CC0602	
	E12Q - SCLCR/L 06	1157 1158	16	12	11	9	180		
	●	E16R - SCLCR/L 09	0329 1159	20	16	14.8	11	200	CC09T3
		E20S - SCLCR/L 09	1160 1161	24	20	18.3	13	250	



..SCLCR/L

Approach angle 95°



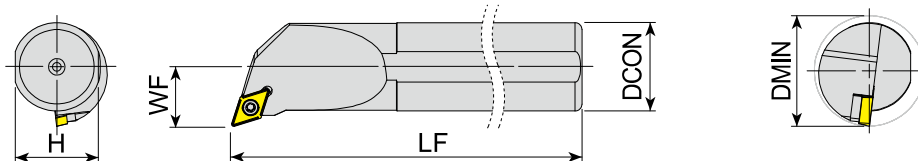
E..SCLCR/L  
(Carbide Shank)

Approach angle 95°

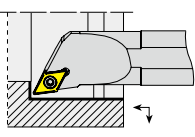
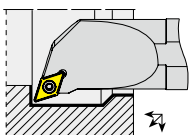
Series	Designation	Infomation	Screw	Shim	Shim Screw	Torx Key
..SC..	..06	Description	Y4008-M2.5x6	-	-	Y80-T08
		EDP	18000127	-	-	18000165
	..12..09	Description	Y4015-M3.5x8	-	-	Y80-T15
		EDP	18000130	-	-	18000167
	..16~20..09	Description	Y4015-M3.5x9	-	-	Y80-T15
		EDP	18000131	-	-	18000167
	..25~32..09	Description	Y4015-M3.5x12	YAACN-2-0001	YAAV-08-M3.5x8	Y80-T15
		EDP	18000128	18000135	18000161	18000167
	..25~32..12	Description	Y4020-M4.5x12	YAACN-2-0003	YAAV-10-M4.5x8	Y80-T20
		EDP	18000134	18000136	18000162	18000168
	..40..12	Description	Y1020-M4.5x16	YAACN-2-0003	YAAV-07-M4.5x13	Y80-T20
		EDP	18000120	18000136	18000160	18000168
E..SC..	..06	Description	Y4008-M2.5x6	-	-	Y80-T08
		EDP	18000127	-	-	18000165
	..09	Description	Y4015-M3.5x9	-	-	Y80-T15
		EDP	18000131	-	-	18000167

## Screw on type for DC\*\* Insert

..SDQCR Shown



: p. 59 Unit:mm

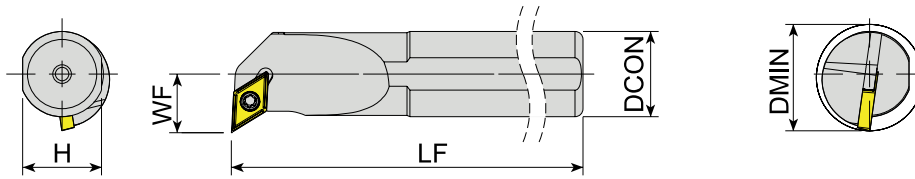
Series	Designation	EDP 2700.. R L	DMIN	DCON	H	WF	LF	Insert
 <b>..SDPCR/L</b> Approach angle 117.5°	S10K-SDPCR/L07	1162 1163	13	10	9	7	125	DC0702
	S12K-SDPCR/L07	1164 1165	16	12	11	9	125	
	S16P-SDPCR/L11	1166 1167	20	16	14.8	11	170	DC11T3
	S25S-SDPCR/L11	1170 1171	32	25	23	17	250	
 <b>..SDQCR/L</b> Approach angle 107.5°	A10H-SDQCR/L 07	1172 1173	13	10	9	7	100	DC0702
	A12H-SDQCR/L 07	1174 1175	16	12	11	9	100	
	A16M-SDQCR/L 07	1176 1177	20	16	14.8	11	150	
	A20P-SDQCR/L 07	1178 1179	25	20	18.3	13	170	
	X S10K-SDQCR/L 07	1188 1189	13	10	9	7	125	
	X S12K-SDQCR/L 07	1190 1191	16	12	11	9	125	
	DC11T3	X S16P-SDQCR/L 07	1192 1193	20	16	14.8	11	170
		S20R-SDQCR/L 07	1194 1195	25	20	18.3	13	200
		A16M-SDQCR/L 11	1180 1181	20	16	14.8	11	150
		A20P-SDQCR/L 11	1182 1183	25	20	18.3	13	170
		A25R-SDQCR/L 11	1184 1185	32	25	23	17	200
		A32S-SDQCR/L 11	1186 1187	40	32	30	22	250
DC11T3	S16P-SDQCR/L 11	1196 1197	20	16	14.8	11	170	
	S20R-SDQCR/L 11	1198 1199	25	20	18.3	13	200	
	X S25S-SDQCR/L 11	1200 1201	32	25	23	17	250	
	S32T-SDQCR/L 11	1202 1203	40	32	30	22	300	
	S40U-SDQCR/L 11	1204 1205	50	40	37.5	27	350	

▶ NEXT PAGE

Series	Designation	Information	Screw	Shim	Shim Screw	Torx Key
..07	Descritpion		Y4008-M2.5x6	-	-	Y80-T08
	EDP		18000127	-	-	18000165
..11	Descritpion		Y4008-M2.5x6	-	-	Y80-T15
	EDP		18000127	-	-	18000167
..16..11	Descritpion		Y4015-M3.5x9	-	-	Y80-T15
	EDP		18000131	-	-	18000167
..20..11	Descritpion		Y4015-M3.5x11	-	-	Y80-T15
	EDP		18000118	-	-	18000167
..25..11	Descritpion		Y4015-M3.5x12	YAADN-2-0001	YAAV-08-M3.5x8	Y80-T15
	EDP		18000128	18000140	18000162	18000167
..32..11	Descritpion		Y4015-M3.5x14	YAADN-2-0001	YAAV-06-M3.5x11	Y80-T15
	EDP		18000129	18000140	18000159	18000162

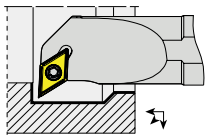
Turning - Holder - Internal

**Screw on type for DC\*\* Insert**

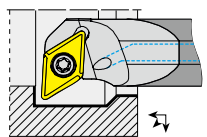


: p.59 Unit:mm

Series	Designation	EDP 2700.. R L	DMIN	DCON	H	WF	LF	Insert		
●	A10H -SDUCR/L 07	1206 1207	13	10	9	8	100	DC0702		
	A12H -SDUCR/L 07	1208 1209	16	12	11	9	100			
	A16M -SDUCR/L 07	1210 1211	20	16	14.8	11	150			
	A20P -SDUCR/L 07	1212 1213	25	20	18.3	13	170			
	X	S10K -SDUCR/L 07	1222 1223	13	10	9	8		125	
		S12K -SDUCR/L 07	1224 1225	16	12	11	9		125	
		S16P -SDUCR/L 07	1226 1227	20	16	14.8	11		170	
		S20R -SDUCR/L 07	1228 1229	25	20	18.3	13		200	
	●	A16M -SDUCR/L 11	1214 1215	20	16	14.8	11		150	DC11T3
		A20P -SDUCR/L 11	1216 1217	25	20	18.3	13		170	
A25R -SDUCR/L 11		1218 1219	32	25	23	17	200			
A32S -SDUCR/L 11		1220 1221	40	32	30	22	250			
X		S16P -SDUCR/L 11	1230 1231	20	16	14.8	11	170		
		S20R -SDUCR/L 11	1232 1233	25	20	18.3	13	200		
		S25S -SDUCR/L 11	1234 1235	32	25	23	17	250		
		S32T -SDUCR/L 11	1236 1237	40	32	30	22	300		
		S40U -SDUCR/L 11	1238 1239	50	40	37.5	27	350		
S50V -SDUCR/L 11		- 1240	63	50	47	35	400			
●	E10M -SDUCR/L 07	1241 1242	13	10	9	8	150	DC0702		
	E12Q -SDUCR/L 07	1243 1244	16	12	11	9	180			
	●	E16R -SDUCR/L 11	0339 1245	20	16	14.8	11	200	DC11T3	
		E20S -SDUCR/L 11	1246 1247	23	20	18.3	12	250		



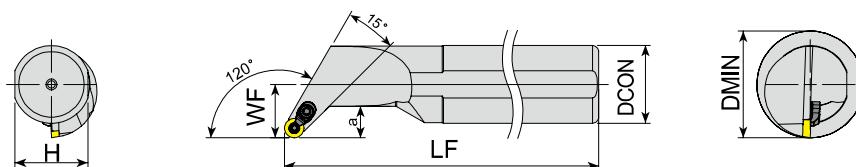
**..SDUCR/L**  
Approach angle 93°



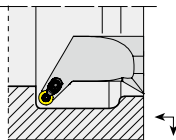
**E..SDUCR/L**  
(Carbide Shank)  
Approach angle 93°

Series	Designation	Infomation	Screw	Shim	Shim Screw	Torx Key
..SD..	..07	Description	Y4008-M2.5x6	-	-	Y80-T08
		EDP	18000127	-	-	18000165
	..16..11	Description	Y4015-M3.5x9	-	-	Y80-T15
		EDP	18000131	-	-	18000167
	..20..11	Description	Y4015-M3.5x11	-	-	Y80-T15
		EDP	18000118	-	-	18000167
..25..11	Description	Y4015-M3.5x12	YAADN-2-0001	YAAV-08-M3.5x8	Y80-T15	
		EDP	18000128	18000140	18000161	18000167
	Description	Y4015-M3.5x14	YAADN-2-0001	YAAV-06-M3.5x11	Y80-T15	
		EDP	18000129	18000140	18000159	18000167
E..SD..	..07	Description	Y4008-M2.5x6	-	-	Y80-T08
		EDP	18000127	-	-	18000165
	..11	Description	Y4015-M3.5x9	-	-	Y80-T15
		EDP	18000131	-	-	18000167

## Screw on type for RC\*\* Insert



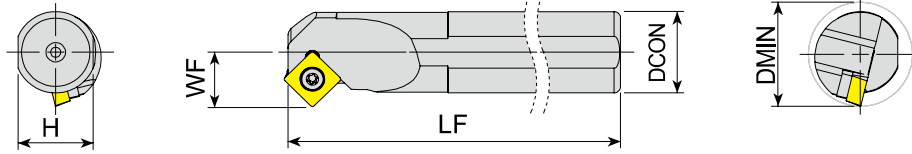
: p.61 Unit:mm

Series	Designation	EDP 2700..		DMIN	DCON	H	WF	LF	Insert
		R	L						
 ..-SRGCR/L	X S16P-SRGCR/L08	1248	-	22	16	14.8	11	170	RC0803
	S40U-SRGCR 08C	1254	-	54	40	37.5	27	350	
	● S32T-SRGCR/L08C	1253	-	44	32	30	22	300	
	S25S-SRGCR/L08C	1251	1252	34	25	23	17	250	

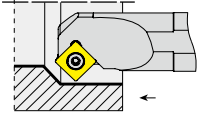
Series	Designation	Information	Screw	Clamp	Clamp Screw	Torx Key
..SR..	..08	Description	Y3008-M3x8	-	-	Y80-T08
		EDP	18000125			18000165
	..08C	Description	Y3008-M3x8	YACK-15	Y4015-M3.5x11	Y80-T08
		EDP	18000125	18000069	18000118	18000165

Turning - Holder - Internal

# Screw on type for SC\*\* Insert



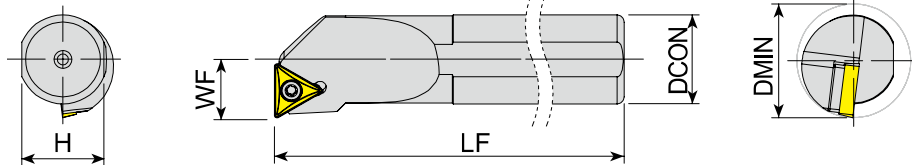
 : p.63 Unit:mm

Series	Designation	EDP 2700.. R L	DMIN	DCON	H	WF	LF	Insert
 <p><b>..-SSSCR/L</b> Approach angle 45°</p>	S16P-SSSCR/L09	1255 1256	20	16	14.8	11	170	SC09T3
	S25S-SSSCR/L09	1259 1260	32	25	23	17	250	
	S25S-SSSCR/L12	1261 1262	32	25	23	17	250	SC1204
	S32T-SSSCR12	1263 -	40	32	30	22	300	

Series	Designation	Infomation	Screw	Shim	Shim Screw	Torx Key
..16..09	Description		Y4015-M3.5x9	-	-	Y80-T15
	EDP		18000131			18000167
..25..09	Description		Y4015-M3.5x12	YAASN-2-0001	YAAV-08-M3.5x8	Y80-T15
	EDP		18000128	18000143	18000161	18000167
..25..12	Description		Y4020-M4.5x12	YAASN-2-0004	YAAV-10-M4.5x8	Y80-T20
	EDP		18000134	18000144	18000162	18000168
..32..12	Description		Y1020-M4.5x16	YAASN-2-0004	YAAV-10-M4.5x8	Y80-T20
	EDP		18000120	18000144	18000162	18000168

## Screw on type for TC\*\* Insert

..STFCR Shown



□ : p.64 Unit:mm

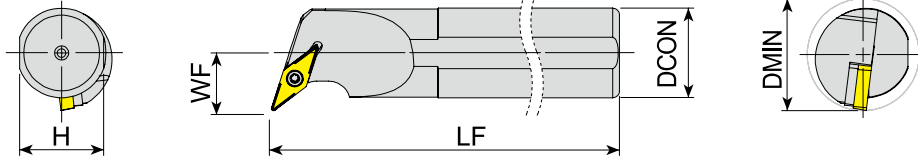
Series	Designation	EDP 2700.. R	L	DMIN	DCON	H	WF	LF	Insert	
<p><b>..STFCR/L</b> Approach angle 91°</p>	X S12K-STFCR/L 11	1264	1265	17	12	11	9	125	TC1102	
	S16P-STFCR/L 11	1266	1267	20	16	14.8	11	170		
	S20R-STFCR/L 11	1268	1269	25	20	18.3	13	200		
	<p><b>..STUCR/L</b> Approach angle 93°</p>	S16P-STFCR/L 16	1270	1271	20	16	14.8	11	170	TC16T3
		S20R-STFCR/L 16	1272	1273	25	20	18.3	13	200	
		X S25S-STFCR/L 16	1274	1275	32	25	23	17	250	
		S32T-STFCR/L 16	1276	1277	40	32	30	22	300	TC1102
S40U-STFCR/L 16		1278	-	50	40	37.5	27	350		
X S12K-STUCR/L 11		1279	1280	17	12	11	9	125		
S16P-STUCR/L 11		1281	1282	20	16	14.8	11	170		
<p><b>..STUCR/L</b> Approach angle 93°</p>	S20R-STUCR/L 11	1283	1284	25	20	18.3	13	200	TC16T3	
	S16P-STUCR/L 16	1285	1286	20	16	14.8	11	170		
	S20R-STUCR/L 16	1287	1288	25	20	18.3	13	200		
	X S25S-STUCR/L 16	1289	1290	32	25	23	17	250	TC16T3	
	S32T-STUCR/L 16	1291	1292	40	32	30	22	300		
	S40U-STUCR/L 16	1293	1294	50	40	37.5	27	350		


Series	Designation	Information	Screw	Shim	Shim Screw	Torx Key
..11	Descritpion		Y4008-M2.5x6	-	-	Y80-T08
	EDP		18000127	-	-	18000165
..12~20..11	Descritpion		Y4008-M2.5x6	-	-	Y80-T08
	EDP		18000127	-	-	18000165
..16..16	Descritpion		Y4015-M3.5x9	-	-	Y80-T15
	EDP		18000131	-	-	18000167
..20..16	Descritpion		Y4015-M3.5x11	-	-	Y80-T15
	EDP		18000118	-	-	18000167
..25..16	Descritpion		Y4015-M3.5x14	YAATN-2-0001	YAAV-08-M3.5x8	Y80-T15
	EDP		18000129	18000146	18000161	18000167
..32~40..16	Descritpion		Y4015-M3.5x14	YAATN-2-0001	YAAV-06-M3.5x11	Y80-T15
	EDP		18000129	18000146	18000159	18000167

Turning - Holder - Internal

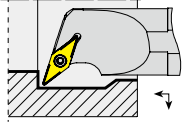
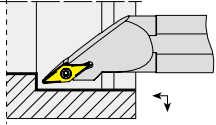
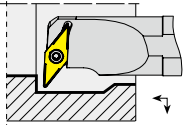
# Screw on type for VB\*\* Insert

..STFCR Shown



 : p.66

Unit:mm

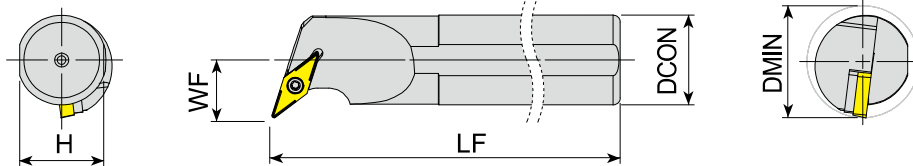
Series	Designation	EDP 2700.. R L	DMIN	DCON	H	WF	LF	Insert
 <b>..SVQBR/L</b> Approach angle 107.5°	● A20Q - SVQBR/L 16	1299 1300	30	20	18.3	20	180	VB1604
	● A25S - SVQBR/L 16	1301 1302	32	25	23	17	250	
	A32S - SVQBR/L 16	1303 1304	40	32	30	22	250	
	X S25S - SVQBR/L 16	1305 1306	32	25	23	17	250	
	X S32T - SVQBR/L 16	1307 1308	40	32	30	22	300	
	S40U - SVQBR/L 16	1309 1310	50	40	37.5	27	350	
 <b>..SVJBR/L</b> Approach angle 93°	X S25S - SVJBR/L 16	1295 1296	32	25	23	17	250	VB1604
	X S32T - SVJBR/L 16	1297 1298	40	32	30	22	300	
 <b>..SVUBR/L</b> Approach angle 93°	● A20Q - SVUBR/L 16	1311 -	30	20	18.3	20	180	VB1604
	● A32S - SVUBR/L 16	1312 1313	40	32	30	22	250	
	S25S - SVUBR/L 16	1314 1315	32	25	23	19	250	
	X S32T - SVUBR/L 16	1316 1317	40	32	30	22	300	
	S40U - SVUBR/L 16	1318 1319	50	40	37.5	27	350	

Series	Designation	Infomation	Screw	Shim	Shim Screw	Torx Key
..20..16	Description		Y4015-M3.5x11	-	-	Y80-T15
	EDP		18000118	-	-	18000167
A - ..25..16	Description		Y4015-M3.5x14	YAAVN-2-0002	YAAV-06-M3.5x11	Y80-T15
	EDP		18000129	18000150	18000159	18000167
S - ..25..16	Description		Y4015-M3.5x14	YAAVN-2-0002	YAAV-08-M3.5x8	Y80-T15
	EDP		18000129	18000150	18000161	18000167
..32~40..16	Description		Y4015-M3.5x14	YAAVN-2-0002	YAAV-06-M3.5x11	Y80-T15
	EDP		18000129	18000150	18000159	18000167
..16	Description		Y4015-M3.5x12	YAAVN-2-0002	YAAV-08-M3.5x8	Y80-T15
	EDP		18000128	18000150	18000161	18000167
..25~40..16	Description		Y4015-M3.5x14	YAAVN-2-0002	YAAV-06-M3.5x11	Y80-T15
	EDP		18000129	18000150	18000159	18000167



## Screw on type for VC\*\* Insert

..SVQCR Shown



: p.67 Unit:mm

Series	Designation	EDP 2700..		DMIN	DCON	H	WF	LF	Insert
		R	L						
 <b>..SVQCR/L</b> Approach angle 107.5°	S25S - SVQCR/L 16	1320	1321	32	25	23	17	250	VC1604
	X S32T - SVQCR/L 16	1322	1323	40	32	30	22	300	
	S40U - SVQCR/L 16	1324	1325	50	40	37.5	27	350	
 <b>..SVUCR/L</b> Approach angle 93°	X S16P - SVUCR/L11	1495	1496	20	16	14.8	12.5	170	VC1103
	S20R - SVUCR/L11	1497	1498	25	20	18.3	13	200	
	● A25R - SVUCR/L 16	1326	-	32	25	23	19	200	VC1604
	S25S - SVUCR/L 16	1327	1328	32	25	23	19	250	
	X S32T - SVUCR/L 16	1329	1330	40	32	30	22	300	
	S40U - SVUCR/L 16	1331	1332	50	40	37.5	27	350	

Series	Designation	Information	Screw	Shim	Shim Screw	Torx Key
..11	Descriptpion		Y4008-M2.5x6	-	-	Y80-T08
	EDP		18000127	-	-	18000165
..16	Descriptpion		Y4015-M3.5x14	YAAVN-2-0002	YAAV-06-M3.5x11	Y80-T15
	EDP		18000129	18000150	18000159	18000167
..25..16	Descriptpion		Y4015-M3.5x14	YAAVN-2-0002	YAAV-08-M3.5x8	Y80-T15
	EDP		18000129	18000150	18000161	18000167
..32~40..16	Descriptpion		Y4015-M3.5x14	YAAVN-2-0002	YAAV-06-M3.5x11	Y80-T15
	EDP		18000129	18000150	18000159	18000167