Leading Through Innovation

SOLID CARBIDE

DREAM DRILLS -PRO

VHM DREAM DRILLS PRO BOHRER

- **For General Purpose (HRc30 to HRc50)**
- **Extremely High hardness and Heat resistance due to YG-1 special Z-Coating technology**

- Für allgemeine Zwecke (HRc30 bis HRc50)
- Extrem hohe Härte und Hitzebeständigkeit durch die spezielle Z-Beschichtungstechnologie von YG-1

SELECTION GUIDE

HOLEMAKING TOOLS

SERIES	DGN523	DGN526	DGN506	DGN508
DRILLING DEPTH	3XD	5XD	3XD	5XD
LENGTH	SHORT	LONG	SHORT	LONG
SIZE MIN	D3.0	D1.0	D3.0	D1.2
SIZE MAX	D20.0	D19.5	D19.5	D20.0
PAGE	A62	A64	A68	A69
SURFACE TREATMENT	Z-Coating			

SOLID CARBIDE DREAM DRILLS PRO

For General Purpose (HRc30 to HRc50)
Extremely High hardness and Heat resistance due to YG-1 special Z-Coating technology



Please visit globalyg1.com/mat for material search

◎ : Excellent ○ : Good

Recommended cutting conditions : p.A72

ISO	VDI 3323	Material Description	Composition / Structure / Heat Treatment		HB	HRc	DGN523	DGN526	DGN506	DGN508
P	1	Non-alloy steel	About 0.15% C	Annealed	125					
	2		About 0.45% C	Annealed	190	13	◎	◎	◎	◎
	3		About 0.45% C	Quenched & Tempered	250	25	◎	◎	◎	◎
	4		About 0.75% C	Annealed	270	28	◎	◎	◎	◎
	5		About 0.75% C	Quenched & Tempered	300	32	○	○	○	○
	6	Low alloy steel		Annealed	180	10	◎	◎	◎	◎
	7			Quenched & Tempered	275	29	◎	◎	◎	◎
	8			Quenched & Tempered	300	32	○	○	○	○
	9			Quenched & Tempered	350	38	○	○	○	○
	10	High alloyed steel, and tool steel		Annealed	200	15	◎	◎	◎	◎
	11			Quenched & Tempered	325	35	○	○	○	○
M	12	Stainless steel	Ferritic / Martensitic	Annealed	200	15	○	○	○	○
	13		Martensitic	Quenched & Tempered	240	23	○	○	○	○
	14		Austenitic		180	10				
K	15	Grey cast iron	Pearlitic / ferritic		180	10	◎	◎	◎	◎
	16		Pearlitic (Martensitic)		260	26	○	○	○	○
	17	Nodular cast iron	Ferritic		160	3	◎	◎	◎	◎
	18		Pearlitic		250	25	○	○	○	○
	19	Malleable cast iron	Ferritic		130		◎	◎	◎	◎
	20		Pearlitic		230	21	○	○	○	○
N	21	Aluminum-wrought alloy	Not Curable		60					
	22		Curable	Hardened	100					
	23	Aluminum-cast, alloyed	≤ 12% Si, Not Curable		75					
	24		≤ 12% Si, Curable	Hardened	90					
	25		> 12% Si, Not Curable		130					
	26	Copper and Copper Alloys (Bronze / Brass)	Cutting Alloys, PB>1%		110					
	27		CuZn, CuSnZn (Brass)		90					
	28		CuSn, lead-free copper and electrolytic copper		100					
	29	Non Metallic Materials	Duroplastic, Fiber Reinforced Plastic							
	30		Rubber, Wood, etc.							
S	31	Heat Resistant Super Alloys	Fe Based	Annealed	200	15				
	32			Cured	280	30				
	33		Ni or Co Based	Annealed	250	25				
	34			Cured	350	38				
	35			Cast	320	34				
	36	Titanium Alloys	Pure Titanium		400 Rm					
	37		Alpha + Beta Alloys	Hardened	1050 Rm					
H	38	Hardened steel		Hardened	550	55	○	○	○	○
	39			Hardened	630	60				
	40	Chilled Cast Iron		Cast	400	42				
	41	Hardened Cast Iron		Hardened	550	55				

DREAM DRILLS - PRO

DGN523 SERIES

CARBIDE, DREAM DRILLS PRO

SHORT
KURZ
COURTE
CORTA

VHM DREAM DRILLS PRO BOHRER
FORETS DREAM DRILLS CARBURE MONOBLOC – PRO
MD, DREAM DRILLS PRO

- ▶ Drilling for Carbon Steels, Alloy Steels (HB225-325), Pre-hardened Steels (HRc30-50), Cast Iron
- ▶ Wave shape cutting edge to improve chip formation for low cutting force
- ▶ Helical thinning for low thrust, stable torque and good chip breakage
- ▶ Extremely high hardness and heat resistance due to YG-1 special Z-Coating technology

- ▶ Bohren für Kohlenstoffstähle, legierte Stähle (HB225-325), vorvergütete Stähle (HRc30-50), Gusseisen
- ▶ Wellenförmige Schneidkante zur Verbesserung der Spanbildung und für geringe Schnittkräfte
- ▶ Spiralförmige Ausspitzung für geringe Axialkräfte, niedrige Schnittmomente und verbesserten Spanbruch
- ▶ Extrem hohe Härte und Hitzebeständigkeit durch die spezielle Z-Beschichtungstechnologie von YG-1

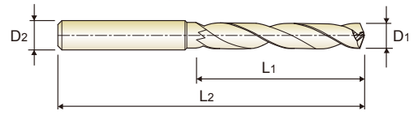

DIN 6537 | CARBIDE | 30° | h6 | m7 | 140° | Z Coating | p.A72

3 × D

Unit : mm

EDP No.	Drill Diameter	Shank Diameter	Flute Length	Overall Length
Z-Coating	D1	D2	L1	L2
DGN523030	3.0	6	20	62
DGN523031	3.1	6	20	62
DGN523032	3.2	6	20	62
DGN523033	3.3	6	20	62
DGN523034	3.4	6	20	62
DGN523035	3.5	6	20	62
DGN523036	3.6	6	20	62
DGN523037	3.7	6	20	62
DGN523038	3.8	6	24	66
DGN523039	3.9	6	24	66
DGN523040	4.0	6	24	66
DGN523041	4.1	6	24	66
DGN523042	4.2	6	24	66
DGN523043	4.3	6	24	66
DGN523044	4.4	6	24	66
DGN523045	4.5	6	24	66
DGN523046	4.6	6	24	66
DGN523047	4.7	6	24	66
DGN523048	4.8	6	28	66
DGN523049	4.9	6	28	66
DGN523050	5.0	6	28	66
DGN523051	5.1	6	28	66
DGN523052	5.2	6	28	66
DGN523053	5.3	6	28	66

EDP No.	Drill Diameter	Shank Diameter	Flute Length	Overall Length
Z-Coating	D1	D2	L1	L2
DGN523055	5.5	6	28	66
DGN523056	5.6	6	28	66
DGN523057	5.7	6	28	66
DGN523058	5.8	6	28	66
DGN523059	5.9	6	28	66
DGN523060	6.0	6	28	66
DGN523061	6.1	8	34	79
DGN523062	6.2	8	34	79
DGN523063	6.3	8	34	79
DGN523064	6.4	8	34	79
DGN523065	6.5	8	34	79
DGN523067	6.7	8	34	79
DGN523068	6.8	8	34	79
DGN523069	6.9	8	34	79
DGN523070	7.0	8	34	79
DGN523071	7.1	8	41	79
DGN523074	7.4	8	41	79
DGN523075	7.5	8	41	79
DGN523076	7.6	8	41	79
DGN523077	7.7	8	41	79
DGN523078	7.8	8	41	79
DGN523079	7.9	8	41	79
DGN523080	8.0	8	41	79
DGN523081	8.1	10	47	89

▶ Other shank types are available on your request.

▶ NEXT PAGE

◎ : Excellent ○ : Good

ISO	P											M			K					
Material Description	Non-alloy steel					Low alloy steel				High alloyed steel, and tool steel		Stainless steel			Grey cast iron		Nodular cast iron		Malleable cast iron	
VDI 3323	1	2	3	4	5	6	7	8	9	10	11	12	13	14	15	16	17	18	19	20
HRc		13	25	28	32	10	29	32	38	15	35	15	23	10	10	26	3	25	21	
HB	125	190	250	270	300	180	275	300	350	200	325	200	240	180	180	260	160	250	130	230
Recommend		◎	◎	◎	○	◎	◎	○	○	◎	○	○	○		◎	○	◎	○	◎	○

ISO	N										S							H			
Material Description	Aluminum-wrought alloy		Aluminum-cast, alloyed			Copper and Copper Alloys (Bronze / Brass)			Non Metallic Materials		Heat Resistant Super Alloys					Titanium Alloys		Hardened steel		Chilled Cast Iron	Hardened Cast Iron
VDI 3323	21	22	23	24	25	26	27	28	29	30	31	32	33	34	35	36	37	38	39	40	41
HRc											15	30	25	38	34			55	60	42	55
HB	60	100	75	90	130	110	90	100			200	280	250	350	320	400 Rm	1050 Rm	550	630	400	550
Recommend																		○			

CARBIDE
HSS
i-ONE DRILLS
i-DREAM DRILLS
DREAM DRILLS -PRO
DREAM DRILLS X
DREAM DRILLS -GENERAL
DREAM DRILLS -HIGH FEED
DREAM DRILLS -FLAT BOTTOM
DREAM DRILLS -INOX
DREAM DRILLS -ALU
DREAM DRILLS -MQL
DREAM DRILLS for HIGH HARDENED STEELS
GENERAL CARBIDE DRILLS
MULTI-1 DRILLS
HPD DRILLS
GOLD-P DRILLS
SUPER-GP DRILLS
STRAIGHT SHANK DRILLS
TAPER SHANK DRILLS
NC-SPOTTING DRILLS
CENTER DRILLS
SPADE DRILLS
REAMERS
COUNTER SINKS
COUNTER BORES

DREAM DRILLS - PRO

DGN523 SERIES

CARBIDE, DREAM DRILLS PRO

SHORT
KURZ
COURTE
CORTA

VHM DREAM DRILLS PRO BOHRER
FORETS DREAM DRILLS CARBURE MONOBLOC – PRO
MD, DREAM DRILLS PRO

- ▶ Drilling for Carbon Steels, Alloy Steels (HB225-325), Pre-hardened Steels (HRc30-50), Cast Iron
- ▶ Wave shape cutting edge to improve chip formation for low cutting force
- ▶ Helical thinning for low thrust, stable torque and good chip breakage
- ▶ Extremely high hardness and heat resistance due to YG-1 special Z-Coating technology

- ▶ Bohren für Kohlenstoffstähle, legierte Stähle (HB225-325), vorvergütete Stähle (HRc30-50), Gusseisen
- ▶ Wellenförmige Schneidkante zur Verbesserung der Spanbildung und für geringe Schnittkräfte
- ▶ Spiralförmige Ausspitzung für geringe Axialkräfte, niedrige Schnittmomente und verbesserten Spanbruch
- ▶ Extrem hohe Härte und Hitzebeständigkeit durch die spezielle Z-Beschichtungstechnologie von YG-1

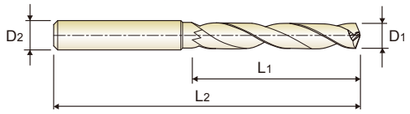

DIN 6537 | CARBIDE | 30° | h6 | m7 | 140° | Z Coating p.A72

3 × D

Unit : mm

EDP No.	Drill Diameter	Shank Diameter	Flute Length	Overall Length
Z-Coating	D1	D2	L1	L2
DGN523083	8.3	10	47	89
DGN523086	8.6	10	47	89
DGN523087	8.7	10	47	89
DGN523088	8.8	10	47	89
DGN523089	8.9	10	47	89
DGN523090	9.0	10	47	89
DGN523091	9.1	10	47	89
DGN523092	9.2	10	47	89
DGN523093	9.3	10	47	89
DGN523094	9.4	10	47	89
DGN523095	9.5	10	47	89
DGN523096	9.6	10	47	89
DGN523097	9.7	10	47	89
DGN523098	9.8	10	47	89
DGN523099	9.9	10	47	89
DGN523100	10.0	10	47	89
DGN523101	10.1	12	55	102
DGN523102	10.2	12	55	102
DGN523103	10.3	12	55	102
DGN523104	10.4	12	55	102
DGN523105	10.5	12	55	102
DGN523106	10.6	12	55	102
DGN523107	10.7	12	55	102
DGN523108	10.8	12	55	102

EDP No.	Drill Diameter	Shank Diameter	Flute Length	Overall Length
Z-Coating	D1	D2	L1	L2
DGN523109	10.9	12	55	102
DGN523110	11.0	12	55	102
DGN523112	11.2	12	55	102
DGN523113	11.3	12	55	102
DGN523114	11.4	12	55	102
DGN523115	11.5	12	55	102
DGN523116	11.6	12	55	102
DGN523117	11.7	12	55	102
DGN523118	11.8	12	55	102
DGN523119	11.9	12	55	102
DGN523120	12.0	12	55	102
DGN523123	12.3	14	60	107
DGN523125	12.5	14	60	107
DGN523128	12.8	14	60	107
DGN523130	13.0	14	60	107
DGN523135	13.5	14	60	107
DGN523138	13.8	14	60	107
DGN523140	14.0	14	60	107
DGN523145	14.5	16	65	115
DGN523148	14.8	16	65	115
DGN523150	15.0	16	65	115
DGN523155	15.5	16	65	115
DGN523160	16.0	16	65	115
DGN523165	16.5	18	73	123

▶ Other shank types are available on your request.

▶ NEXT PAGE

◎ : Excellent ○ : Good

ISO	P											M			K					
Material Description	Non-alloy steel					Low alloy steel				High alloyed steel, and tool steel		Stainless steel			Grey cast iron		Nodular cast iron		Malleable cast iron	
VDI 3323	1	2	3	4	5	6	7	8	9	10	11	12	13	14	15	16	17	18	19	20
HRc		13	25	28	32	10	29	32	38	15	35	15	23	10	10	26	3	25		21
HB	125	190	250	270	300	180	275	300	350	200	325	200	240	180	180	260	160	250	130	230
Recommend		◎	◎	◎	○	◎	◎	○	○	◎	○	○	○		◎	○	◎	○	◎	○

ISO	N										S							H		
Material Description	Aluminum-wrought alloy		Aluminum-cast, alloyed			Copper and Copper Alloys (Bronze / Brass)			Non Metallic Materials		Heat Resistant Super Alloys					Titanium Alloys		Hardened steel	Chilled Cast Iron	Hardened Cast Iron
VDI 3323	21	22	23	24	25	26	27	28	29	30	31	32	33	34	35	36	37	38	39	40	41
HRc											15	30	25	38	34			55	60	42	55
HB	60	100	75	90	130	110	90	100			200	280	250	350	320	400 Rm	1050 Rm	550	630	400	550
Recommend																		○			

CARBIDE
HSS
i-ONE DRILLS
i-DREAM DRILLS
DREAM DRILLS -PRO
DREAM DRILLS X
DREAM DRILLS -GENERAL
DREAM DRILLS -HIGH FEED
DREAM DRILLS -FLAT BOTTOM
DREAM DRILLS -INOX
DREAM DRILLS -ALU
DREAM DRILLS -MQL
DREAM DRILLS for HIGH HARDENED STEELS
GENERAL CARBIDE DRILLS
MULTI-1 DRILLS
HPD DRILLS
GOLD-P DRILLS
SUPER-GP DRILLS
STRAIGHT SHANK DRILLS
TAPER SHANK DRILLS
NC-SPOTTING DRILLS
CENTER DRILLS
SPADE DRILLS
REAMERS
COUNTER SINKS
COUNTER BORES

DREAM DRILLS - PRO

DGN523 SERIES

CARBIDE, DREAM DRILLS PRO

SHORT
KURZ
COURTE
CORTA

VHM DREAM DRILLS PRO BOHRER
FORETS DREAM DRILLS CARBURE MONOBLOC – PRO
MD, DREAM DRILLS PRO

- ▶ Drilling for Carbon Steels, Alloy Steels (HB225-325), Pre-hardened Steels (HRc30-50), Cast Iron
- ▶ Wave shape cutting edge to improve chip formation for low cutting force
- ▶ Helical thinning for low thrust, stable torque and good chip breakage
- ▶ Extremely high hardness and heat resistance due to YG-1 special Z-Coating technology

- ▶ Bohren für Kohlenstoffstähle, legierte Stähle (HB225-325), vorvergütete Stähle (HRc30-50), Gusseisen
- ▶ Wellenförmige Schneidkante zur Verbesserung der Spanbildung und für geringe Schnittkräfte
- ▶ Spiralförmige Ausspitzung für geringe Axialkräfte, niedrige Schnittmomente und verbesserten Spanbruch
- ▶ Extrem hohe Härte und Hitzebeständigkeit durch die spezielle Z-Beschichtungstechnologie von YG-1

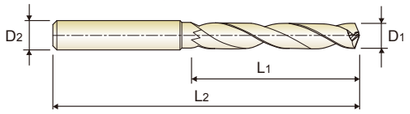

DIN 6537 | CARBIDE | 30° | h6 | m7 | 140° | Z Coating p.A72

3 × D

Unit : mm

EDP No.	Drill Diameter	Shank Diameter	Flute Length	Overall Length
Z-Coating	D1	D2	L1	L2
DGN523168	16.8	18	73	123
DGN523170	17.0	18	73	123
DGN523175	17.5	18	73	123
DGN523180	18.0	18	73	123
DGN523185	18.5	20	79	131

EDP No.	Drill Diameter	Shank Diameter	Flute Length	Overall Length
Z-Coating	D1	D2	L1	L2
DGN523190	19.0	20	79	131
DGN523195	19.5	20	79	131
DGN523198	19.8	20	79	131
DGN523200	20.0	20	79	131

▶ Other shank types are available on your request.

◎ : Excellent ○ : Good

ISO	P											M			K					
Material Description	Non-alloy steel					Low alloy steel				High alloyed steel, and tool steel		Stainless steel			Grey cast iron		Nodular cast iron		Malleable cast iron	
VDI 3323	1	2	3	4	5	6	7	8	9	10	11	12	13	14	15	16	17	18	19	20
HRc		13	25	28	32	10	29	32	38	15	35	15	23	10	10	26	3	25		21
HB	125	190	250	270	300	180	275	300	350	200	325	200	240	180	180	260	160	250	130	230
Recommend		◎	◎	◎	○	◎	◎	○	○	◎	○	○	○		◎	○	◎	○	◎	○

ISO	N										S							H		
Material Description	Aluminum-wrought alloy		Aluminum-cast, alloyed			Copper and Copper Alloys (Bronze / Brass)			Non Metallic Materials		Heat Resistant Super Alloys					Titanium Alloys		Hardened steel	Chilled Cast Iron	Hardened Cast Iron
VDI 3323	21	22	23	24	25	26	27	28	29	30	31	32	33	34	35	36	37	38	39	40	41
HRc											15	30	25	38	34			55	60	42	55
HB	60	100	75	90	130	110	90	100			200	280	250	350	320	400 Rm	1050 Rm	550	630	400	550
Recommend																		○			

DREAM DRILLS - PRO

DGN526 SERIES

CARBIDE, DREAM DRILLS PRO

LONG
LANG
LONGUE
LUNGA

VHM DREAM DRILLS PRO BOHRER
FORETS DREAM DRILLS CARBURE MONOBLOC – PRO
MD, DREAM DRILLS PRO

- ▶ Drilling for Carbon Steels, Alloy Steels (HB225-325), Pre-hardened Steels (HRc30-50), Cast Iron
- ▶ Wave shape cutting edge to improve chip formation for low cutting force
- ▶ Helical thinning for low thrust, stable torque and good chip breakage
- ▶ Extremely high hardness and heat resistance due to YG-1 special Z-Coating technology

- ▶ Bohren für Kohlenstoffstähle, legierte Stähle (HB225-325), vorvergütete Stähle (HRc30-50), Gusseisen
- ▶ Wellenförmige Schneidkante zur Verbesserung der Spanbildung und für geringe Schnittkräfte
- ▶ Spiralförmige Ausspitzung für geringe Axialkräfte, niedrige Schnittmomente und verbesserten Spanbruch
- ▶ Extrem hohe Härte und Hitzebeständigkeit durch die spezielle Z-Beschichtungstechnologie von YG-1

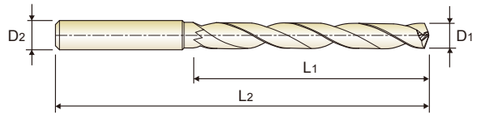

DIN 6537 | CARBIDE | 30° | h6 | m7 | 140° | Z Coating p.A72

5 × D

Unit : mm

EDP No.	Drill Diameter	Shank Diameter	Flute Length	Overall Length
Z-Coating	D1	D2	L1	L2
DGN526010	1.0	3	8	55
DGN526011	1.1	3	12	55
DGN526012	1.2	3	12	55
DGN526013	1.3	3	12	55
DGN526014	1.4	3	12	55
DGN526015	1.5	3	16	55
DGN526016	1.6	3	16	55
DGN526017	1.7	3	16	55
DGN526018	1.8	3	16	55
DGN526019	1.9	3	16	55
DGN526020	2.0	4	21	57
DGN526021	2.1	4	21	57
DGN526022	2.2	4	21	57
DGN526023	2.3	4	21	57
DGN526024	2.4	4	21	57
DGN526025	2.5	4	21	57
DGN526026	2.6	4	21	57
DGN526027	2.7	4	21	57
DGN526028	2.8	4	21	57
DGN526029	2.9	4	21	57
DGN526030	3.0	6	28	66
DGN526031	3.1	6	28	66
DGN526032	3.2	6	28	66
DGN526033	3.3	6	28	66

EDP No.	Drill Diameter	Shank Diameter	Flute Length	Overall Length
Z-Coating	D1	D2	L1	L2
DGN526034	3.4	6	28	66
DGN526035	3.5	6	28	66
DGN526036	3.6	6	28	66
DGN526037	3.7	6	28	66
DGN526038	3.8	6	36	74
DGN526039	3.9	6	36	74
DGN526040	4.0	6	36	74
DGN526041	4.1	6	36	74
DGN526042	4.2	6	36	74
DGN526043	4.3	6	36	74
DGN526044	4.4	6	36	74
DGN526045	4.5	6	36	74
DGN526046	4.6	6	36	74
DGN526048	4.8	6	44	82
DGN526049	4.9	6	44	82
DGN526050	5.0	6	44	82
DGN526051	5.1	6	44	82
DGN526052	5.2	6	44	82
DGN526053	5.3	6	44	82
DGN526054	5.4	6	44	82
DGN526055	5.5	6	44	82
DGN526056	5.6	6	44	82
DGN526057	5.7	6	44	82
DGN526058	5.8	6	44	82

▶ Other shank types are available on your request.

▶ NEXT PAGE

◎ : Excellent ○ : Good

ISO	P											M			K					
Material Description	Non-alloy steel					Low alloy steel				High alloyed steel, and tool steel		Stainless steel			Grey cast iron		Nodular cast iron		Malleable cast iron	
VDI 3323	1	2	3	4	5	6	7	8	9	10	11	12	13	14	15	16	17	18	19	20
HRc		13	25	28	32	10	29	32	38	15	35	15	23	10	10	26	3	25		21
HB	125	190	250	270	300	180	275	300	350	200	325	200	240	180	180	260	160	250	130	230
Recommend		◎	◎	◎	○	◎	◎	○	○	◎	○	○	○		◎	○	◎	○	◎	○

ISO	N										S							H		
Material Description	Aluminum-wrought alloy		Aluminum-cast, alloyed			Copper and Copper Alloys (Bronze / Brass)			Non Metallic Materials		Heat Resistant Super Alloys					Titanium Alloys		Hardened steel	Chilled Cast Iron	Hardened Cast Iron
VDI 3323	21	22	23	24	25	26	27	28	29	30	31	32	33	34	35	36	37	38	39	40	41
HRc											15	30	25	38	34			55	60	42	55
HB	60	100	75	90	130	110	90	100			200	280	250	350	320	400 Rm	1050 Rm	550	630	400	550
Recommend																		○			

phone:+82-32-526-0909, www.yg1.solutions, E-mail:yg1@yg1.solutions
YG-1 CO., LTD.

DREAM DRILLS - PRO
DGN526 SERIES
CARBIDE, DREAM DRILLS PRO
LONG
LANG
LONGUE
LUNGA
VHM DREAM DRILLS PRO BOHRER
FORETS DREAM DRILLS CARBURE MONOBLOC – PRO
MD, DREAM DRILLS PRO
▶ Drilling for Carbon Steels, Alloy Steels (HB225-325), Pre-hardened Steels (HRc30-50), Cast Iron
▶ Wave shape cutting edge to improve chip formation for low cutting force
▶ Helical thinning for low thrust, stable torque and good chip breakage
▶ Extremely high hardness and heat resistance due to YG-1 special Z-Coating technology
▶ Bohren für Kohlenstoffstähle, legierte Stähle (HB225-325), vorvergütete Stähle (HRc30-50), Gusseisen
▶ Wellenförmige Schneidkante zur Verbesserung der Spanbildung und für geringe Schnittkräfte
▶ Spiralförmige Ausspitzung für geringe Axialkräfte, niedrige Schnittmomente und verbesserten Spanbruch
▶ Extrem hohe Härte und Hitzebeständigkeit durch die spezielle Z-Beschichtungstechnologie von YG-1

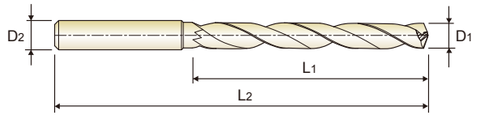

DIN 6537 | CARBIDE | 30° | h6 | m7 | 140° | Z Coating p.A72
5 × D
Unit : mm

EDP No.	Drill Diameter	Shank Diameter	Flute Length	Overall Length
Z-Coating	D1	D2	L1	L2
DGN526059	5.9	6	44	82
DGN526060	6.0	6	44	82
DGN526061	6.1	8	53	91
DGN526062	6.2	8	53	91
DGN526063	6.3	8	53	91
DGN526064	6.4	8	53	91
DGN526065	6.5	8	53	91
DGN526066	6.6	8	53	91
DGN526067	6.7	8	53	91
DGN526068	6.8	8	53	91
DGN526069	6.9	8	53	91
DGN526070	7.0	8	53	91
DGN526071	7.1	8	53	91
DGN526072	7.2	8	53	91
DGN526074	7.4	8	53	91
DGN526076	7.6	8	53	91
DGN526077	7.7	8	53	91
DGN526078	7.8	8	53	91
DGN526079	7.9	8	53	91
DGN526080	8.0	8	53	91
DGN526081	8.1	10	61	103
DGN526082	8.2	10	61	103
DGN526083	8.3	10	61	103
DGN526084	8.4	10	61	103

EDP No.	Drill Diameter	Shank Diameter	Flute Length	Overall Length
Z-Coating	D1	D2	L1	L2
DGN526085	8.5	10	61	103
DGN526086	8.6	10	61	103
DGN526087	8.7	10	61	103
DGN526088	8.8	10	61	103
DGN526089	8.9	10	61	103
DGN526090	9.0	10	61	103
DGN526091	9.1	10	61	103
DGN526092	9.2	10	61	103
DGN526093	9.3	10	61	103
DGN526094	9.4	10	61	103
DGN526095	9.5	10	61	103
DGN526096	9.6	10	61	103
DGN526097	9.7	10	61	103
DGN526098	9.8	10	61	103
DGN526099	9.9	10	61	103
DGN526100	10.0	10	61	103
DGN526101	10.1	12	71	118
DGN526102	10.2	12	71	118
DGN526103	10.3	12	71	118
DGN526104	10.4	12	71	118
DGN526105	10.5	12	71	118
DGN526107	10.7	12	71	118
DGN526108	10.8	12	71	118
DGN526109	10.9	12	71	118

▶ Other shank types are available on your request.
▶ NEXT PAGE
◎ : Excellent ○ : Good

ISO	P											M			K					
Material Description	Non-alloy steel					Low alloy steel				High alloyed steel, and tool steel		Stainless steel			Grey cast iron		Nodular cast iron		Malleable cast iron	
VDI 3323	1	2	3	4	5	6	7	8	9	10	11	12	13	14	15	16	17	18	19	20
HRc		13	25	28	32	10	29	32	38	15	35	15	23	10	10	26	3	25		21
HB	125	190	250	270	300	180	275	300	350	200	325	200	240	180	180	260	160	250	130	230
Recommend		◎	◎	◎	○	◎	◎	○	○	◎	○	○	○		◎	○	◎	○	◎	○

ISO	N										S							H		
Material Description	Aluminum-wrought alloy		Aluminum-cast, alloyed			Copper and Copper Alloys (Bronze / Brass)			Non Metallic Materials		Heat Resistant Super Alloys					Titanium Alloys		Hardened steel	Chilled Cast Iron	Hardened Cast Iron
VDI 3323	21	22	23	24	25	26	27	28	29	30	31	32	33	34	35	36	37	38	39	40	41
HRc											15	30	25	38	34			55	60	42	55
HB	60	100	75	90	130	110	90	100			200	280	250	350	320	400 Rm	1050 Rm	550	630	400	550
Recommend																		○			

YG-1 CO., LTD.
phone:+82-32-526-0909, www.yg1.solutions, E-mail:yg1@yg1.solutions

CARBIDE
HSS
i-ONE DRILLS
i-DREAM DRILLS
DREAM DRILLS -PRO
DREAM DRILLS X
DREAM DRILLS -GENERAL
DREAM DRILLS -HIGH FEED
DREAM DRILLS -FLAT BOTTOM
DREAM DRILLS -INOX
DREAM DRILLS -ALU
DREAM DRILLS -MQL
DREAM DRILLS for HIGH HARDENED STEELS
GENERAL CARBIDE DRILLS
MULTI-1 DRILLS
HPD DRILLS
GOLD-P DRILLS
SUPER-GP DRILLS
STRAIGHT SHANK DRILLS
TAPER SHANK DRILLS
NC-SPOTTING DRILLS
CENTER DRILLS
SPADE DRILLS
REAMERS
COUNTER SINKS
COUNTER BORES

DREAM DRILLS - PRO

DGN526 SERIES

CARBIDE, DREAM DRILLS PRO

LONG
LANG
LONGUE
LUNGA

VHM DREAM DRILLS PRO BOHRER
FORETS DREAM DRILLS CARBURE MONOBLOC – PRO
MD, DREAM DRILLS PRO

- ▶ Drilling for Carbon Steels, Alloy Steels (HB225-325), Pre-hardened Steels (HRc30-50), Cast Iron
- ▶ Wave shape cutting edge to improve chip formation for low cutting force
- ▶ Helical thinning for low thrust, stable torque and good chip breakage
- ▶ Extremely high hardness and heat resistance due to YG-1 special Z-Coating technology

- ▶ Bohren für Kohlenstoffstähle, legierte Stähle (HB225-325), vorvergütete Stähle (HRc30-50), Gusseisen
- ▶ Wellenförmige Schneidkante zur Verbesserung der Spanbildung und für geringe Schnittkräfte
- ▶ Spiralförmige Ausspitzung für geringe Axialkräfte, niedrige Schnittmomente und verbesserten Spanbruch
- ▶ Extrem hohe Härte und Hitzebeständigkeit durch die spezielle Z-Beschichtungstechnologie von YG-1

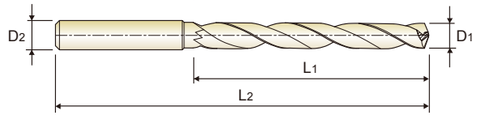

DIN 6537 | CARBIDE | 30° | h6 | m7 | 140° | Z Coating p.A72

5 × D

Unit : mm

EDP No.	Drill Diameter	Shank Diameter	Flute Length	Overall Length
Z-Coating	D1	D2	L1	L2
DGN526110	11.0	12	71	118
DGN526111	11.1	12	71	118
DGN526114	11.4	12	71	118
DGN526115	11.5	12	71	118
DGN526117	11.7	12	71	118
DGN526118	11.8	12	71	118
DGN526120	12.0	12	71	118
DGN526122	12.2	14	77	124
DGN526125	12.5	14	77	124
DGN526128	12.8	14	77	124
DGN526130	13.0	14	77	124
DGN526135	13.5	14	77	124
DGN526138	13.8	14	77	124
DGN526140	14.0	14	77	124
DGN526145	14.5	16	83	133

EDP No.	Drill Diameter	Shank Diameter	Flute Length	Overall Length
Z-Coating	D1	D2	L1	L2
DGN526148	14.8	16	83	133
DGN526150	15.0	16	83	133
DGN526155	15.5	16	83	133
DGN526158	15.8	16	83	133
DGN526160	16.0	16	83	133
DGN526170	17.0	18	93	143
DGN526175	17.5	18	93	143
DGN526180	18.0	18	93	143
DGN526185	18.5	20	101	153
DGN526190	19.0	20	101	153
DGN526195	19.5	20	101	153

▶ Other shank types are available on your request.

◎ : Excellent ○ : Good

ISO	P																			
Material Description	Non-alloy steel					Low alloy steel				High alloyed steel, and tool steel		Stainless steel			Grey cast iron		Nodular cast iron		Malleable cast iron	
VDI 3323	1	2	3	4	5	6	7	8	9	10	11	12	13	14	15	16	17	18	19	20
HRc		13	25	28	32	10	29	32	38	15	35	15	23	10	10	26	3	25		21
HB	125	190	250	270	300	180	275	300	350	200	325	200	240	180	180	260	160	250	130	230
Recommend		◎	◎	◎	○	◎	◎	○	○	◎	○	○	○		◎	○	◎	○	◎	○

ISO	N										S							H		
Material Description	Aluminum-wrought alloy		Aluminum-cast, alloyed			Copper and Copper Alloys (Bronze / Brass)			Non Metallic Materials		Heat Resistant Super Alloys					Titanium Alloys		Hardened steel	Chilled Cast Iron	Hardened Cast Iron
VDI 3323	21	22	23	24	25	26	27	28	29	30	31	32	33	34	35	36	37	38	39	40	41
HRc											15	30	25	38	34			55	60	42	55
HB	60	100	75	90	130	110	90	100			200	280	250	350	320	400 Rm	1050 Rm	550	630	400	550
Recommend																		○			

DREAM DRILLS - PRO

DGN506 SERIES

CARBIDE, DREAM DRILLS PRO WITH COOLANT HOLES

SHORT
KURZ
COURTE
CORTA

VHM DREAM DRILLS PRO BOHRER MIT INNENKÜHLUNG
FORETS DREAM DRILLS CARBURE MONOBLOC – PRO, AVEC ARROSAGE CENTRAL
MD, DREAM DRILL PRO CON FORI DI REFRIGERAZIONE

- ▶ Drilling for Carbon Steels, Alloy Steels (HB225-325), Pre-hardened Steels (HRc30-50), Cast Iron
- ▶ Wave shape cutting edge to improve chip formation for low cutting force
- ▶ Helical thinning for low thrust, stable torque and good chip breakage
- ▶ Extremely high hardness and heat resistance due to YG-1 special Z-Coating technology

- ▶ Bohren für Kohlenstoffstähle, legierte Stähle (HB225-325), vorvergütete Stähle (HRc30-50), Gusseisen
- ▶ Wellenförmige Schneidkante zur Verbesserung der Spanbildung und für geringe Schnittkräfte
- ▶ Spiralförmige Ausspitzung für geringe Axialkräfte, niedrige Schnittmomente und verbesserten Spanbruch
- ▶ Extrem hohe Härte und Hitzebeständigkeit durch die spezielle Z-Beschichtungstechnologie von YG-1

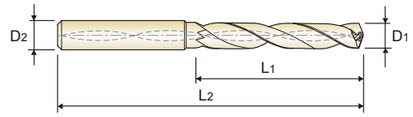

DIN 6537 | CARBIDE | 30° | h6 | m7 | 140° | 20 bar | Z Coating p.A73

3 × D

Unit : mm

EDP No.	Drill Diameter	Shank Diameter	Flute Length	Overall Length
Z-Coating	D1	D2	L1	L2
DGN506030	3.0	6	20	62
DGN506031	3.1	6	20	62
DGN506032	3.2	6	20	62
DGN506033	3.3	6	20	62
DGN506034	3.4	6	20	62
DGN506035	3.5	6	20	62
DGN506036	3.6	6	20	62
DGN506037	3.7	6	20	62
DGN506038	3.8	6	24	66
DGN506039	3.9	6	24	66
DGN506040	4.0	6	24	66
DGN506041	4.1	6	24	66
DGN506042	4.2	6	24	66
DGN506043	4.3	6	24	66
DGN506044	4.4	6	24	66
DGN506045	4.5	6	24	66
DGN506046	4.6	6	24	66
DGN506047	4.7	6	24	66
DGN506049	4.9	6	28	66
DGN506050	5.0	6	28	66
DGN506051	5.1	6	28	66
DGN506052	5.2	6	28	66
DGN506053	5.3	6	28	66
DGN506054	5.4	6	28	66

EDP No.	Drill Diameter	Shank Diameter	Flute Length	Overall Length
Z-Coating	D1	D2	L1	L2
DGN506055	5.5	6	28	66
DGN506057	5.7	6	28	66
DGN506058	5.8	6	28	66
DGN506059	5.9	6	28	66
DGN506062	6.2	8	34	79
DGN506063	6.3	8	34	79
DGN506064	6.4	8	34	79
DGN506065	6.5	8	34	79
DGN506066	6.6	8	34	79
DGN506067	6.7	8	34	79
DGN506068	6.8	8	34	79
DGN506069	6.9	8	34	79
DGN506070	7.0	8	34	79
DGN506071	7.1	8	41	79
DGN506072	7.2	8	41	79
DGN506073	7.3	8	41	79
DGN506074	7.4	8	41	79
DGN506075	7.5	8	41	79
DGN506076	7.6	8	41	79
DGN506077	7.7	8	41	79
DGN506078	7.8	8	41	79
DGN506079	7.9	8	41	79
DGN506080	8.0	8	41	79
DGN506081	8.1	10	47	89

▶ Other shank types are available on your request.

▶ NEXT PAGE

◎ : Excellent ○ : Good

ISO	P																			
Material Description	Non-alloy steel					Low alloy steel				High alloyed steel, and tool steel		Stainless steel			Grey cast iron		Nodular cast iron		Malleable cast iron	
VDI 3323	1	2	3	4	5	6	7	8	9	10	11	12	13	14	15	16	17	18	19	20
HRc		13	25	28	32	10	29	32	38	15	35	15	23	10	10	26	3	25		21
HB	125	190	250	270	300	180	275	300	350	200	325	200	240	180	180	260	160	250	130	230
Recommend		◎	◎	◎	○	◎	◎	○	○	◎	○	○	○		◎	○	◎	○	◎	○

ISO	N										S							H		
Material Description	Aluminum-wrought alloy		Aluminum-cast, alloyed			Copper and Copper Alloys (Bronze / Brass)			Non Metallic Materials		Heat Resistant Super Alloys					Titanium Alloys		Hardened steel	Chilled Cast Iron	Hardened Cast Iron
VDI 3323	21	22	23	24	25	26	27	28	29	30	31	32	33	34	35	36	37	38	39	40	41
HRc											15	30	25	38	34			55	60	42	55
HB	60	100	75	90	130	110	90	100			200	280	250	350	320	400 Rm	1050 Rm	550	630	400	550
Recommend																		○			

CARBIDE
HSS
i-ONE DRILLS
i-DREAM DRILLS
DREAM DRILLS -PRO
DREAM DRILLS X
DREAM DRILLS -GENERAL
DREAM DRILLS -HIGH FEED
DREAM DRILLS -FLAT BOTTOM
DREAM DRILLS -INOX
DREAM DRILLS -ALU
DREAM DRILLS -MQL
DREAM DRILLS for HIGH HARDENED STEELS
GENERAL CARBIDE DRILLS
MULTI-1 DRILLS
HPD DRILLS
GOLD-P DRILLS
SUPER-GP DRILLS
STRAIGHT SHANK DRILLS
TAPER SHANK DRILLS
NC-SPOTTING DRILLS
CENTER DRILLS
SPADE DRILLS
REAMERS
COUNTER SINKS
COUNTER BORES

DREAM DRILLS - PRO

DGN506 SERIES

CARBIDE, DREAM DRILLS PRO WITH COOLANT HOLES

SHORT
KURZ
COURTE
CORTA

VHM DREAM DRILLS PRO BOHRER MIT INNENKÜHLUNG
FORETS DREAM DRILLS CARBURE MONOBLOC – PRO, AVEC ARROSAGE CENTRAL
MD, DREAM DRILL PRO CON FORI DI REFRIGERAZIONE

- ▶ Drilling for Carbon Steels, Alloy Steels (HB225-325), Pre-hardened Steels (HRc30-50), Cast Iron
- ▶ Wave shape cutting edge to improve chip formation for low cutting force
- ▶ Helical thinning for low thrust, stable torque and good chip breakage
- ▶ Extremely high hardness and heat resistance due to YG-1 special Z-Coating technology

- ▶ Bohren für Kohlenstoffstähle, legierte Stähle (HB225-325), vorvergütete Stähle (HRc30-50), Gusseisen
- ▶ Wellenförmige Schneidkante zur Verbesserung der Spanbildung und für geringe Schnittkräfte
- ▶ Spiralförmige Ausspitzung für geringe Axialkräfte, niedrige Schnittmomente und verbesserten Spanbruch
- ▶ Extrem hohe Härte und Hitzebeständigkeit durch die spezielle Z-Beschichtungstechnologie von YG-1

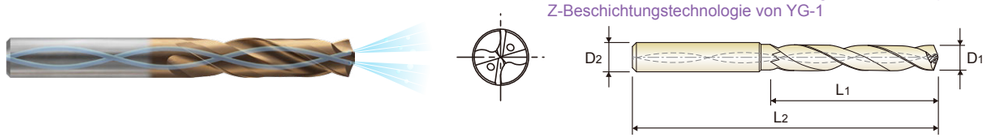

DIN 6537 | CARBIDE | 30° | h6 | m7 | 140° | 20 bar | Z Coating | p.A73

3 × D

Unit : mm

EDP No.	Drill Diameter	Shank Diameter	Flute Length	Overall Length
Z-Coating	D1	D2	L1	L2
DGN506084	8.4	10	47	89
DGN506085	8.5	10	47	89
DGN506086	8.6	10	47	89
DGN506087	8.7	10	47	89
DGN506088	8.8	10	47	89
DGN506089	8.9	10	47	89
DGN506090	9.0	10	47	89
DGN506091	9.1	10	47	89
DGN506092	9.2	10	47	89
DGN506093	9.3	10	47	89
DGN506094	9.4	10	47	89
DGN506095	9.5	10	47	89
DGN506096	9.6	10	47	89
DGN506098	9.8	10	47	89
DGN506099	9.9	10	47	89
DGN506100	10.0	10	47	89
DGN506102	10.2	12	55	102
DGN506103	10.3	12	55	102
DGN506104	10.4	12	55	102
DGN506105	10.5	12	55	102
DGN506106	10.6	12	55	102
DGN506107	10.7	12	55	102
DGN506108	10.8	12	55	102
DGN506109	10.9	12	55	102

EDP No.	Drill Diameter	Shank Diameter	Flute Length	Overall Length
Z-Coating	D1	D2	L1	L2
DGN506110	11.0	12	55	102
DGN506111	11.1	12	55	102
DGN506112	11.2	12	55	102
DGN506113	11.3	12	55	102
DGN506114	11.4	12	55	102
DGN506116	11.6	12	55	102
DGN506117	11.7	12	55	102
DGN506118	11.8	12	55	102
DGN506119	11.9	12	55	102
DGN506120	12.0	12	55	102
DGN506125	12.5	14	60	107
DGN506130	13.0	14	60	107
DGN506135	13.5	14	60	107
DGN506140	14.0	14	60	107
DGN506145	14.5	16	65	115
DGN506150	15.0	16	65	115
DGN506160	16.0	16	65	115
DGN506165	16.5	18	73	123
DGN506170	17.0	18	73	123
DGN506175	17.5	18	73	123
DGN506180	18.0	18	73	123
DGN506185	18.5	20	79	131
DGN506195	19.5	20	79	131

▶ Other shank types are available on your request.

◎ : Excellent ○ : Good

ISO	P																			
Material Description	Non-alloy steel					Low alloy steel					High alloyed steel, and tool steel		Stainless steel			Grey cast iron		Nodular cast iron		Malleable cast iron	
VDI 3323	1	2	3	4	5	6	7	8	9	10	11	12	13	14		15	16	17	18	19	20
HRc		13	25	28	32	10	29	32	38	15	35	15	23	10		10	26	3	25		21
HB	125	190	250	270	300	180	275	300	350	200	325	200	240	180		180	260	160	250	130	230
Recommend		◎	◎	◎	○	◎	◎	○	○	◎	○	○	○			◎	○	◎	○	◎	○

ISO	N										S							H			
Material Description	Aluminum-wrought alloy		Aluminum-cast, alloyed			Copper and Copper Alloys (Bronze / Brass)			Non Metallic Materials		Heat Resistant Super Alloys					Titanium Alloys		Hardened steel		Chilled Cast Iron	Hardened Cast Iron
VDI 3323	21	22	23	24	25	26	27	28	29	30	31	32	33	34	35	36	37	38	39	40	41
HRc											15	30	25	38	34			55	60	42	55
HB	60	100	75	90	130	110	90	100			200	280	250	350	320	400 Rm	1050 Rm	550	630	400	550
Recommend																		○			

phone:+82-32-526-0909, www.yg1.solutions, E-mail:yg1@yg1.solutions
YG-1 CO., LTD.

DREAM DRILLS - PRO

DGN508 SERIES

CARBIDE, DREAM DRILLS PRO WITH COOLANT HOLES

LONG
LANG
LONGUE
LUNGA

VHM DREAM DRILLS PRO BOHRER MIT INNENKÜHLUNG
FORETS DREAM DRILLS CARBURE MONOBLOC – PRO, AVEC ARROSAGE CENTRAL
MD, DREAM DRILL PRO CON FORI DI REFRIGERAZIONE

- ▶ Drilling for Carbon Steels, Alloy Steels (HB225-325), Pre-hardened Steels (HRc30-50), Cast Iron
- ▶ Wave shape cutting edge to improve chip formation for low cutting force
- ▶ Helical thinning for low thrust, stable torque and good chip breakage
- ▶ Extremely high hardness and heat resistance due to YG-1 special Z-Coating technology

- ▶ Bohren für Kohlenstoffstähle, legierte Stähle (HB225-325), vorvergütete Stähle (HRc30-50), Gusseisen
- ▶ Wellenförmige Schneidkante zur Verbesserung der Spanbildung und für geringe Schnittkräfte
- ▶ Spiralförmige Ausspitzung für geringe Axialkräfte, niedrige Schnittmomente und verbesserten Spanbruch
- ▶ Extrem hohe Härte und Hitzebeständigkeit durch die spezielle Z-Beschichtungstechnologie von YG-1

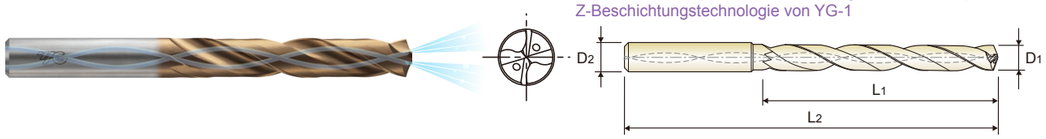

DIN 6537 | CARBIDE | 30° | h6 | m7 | 140° | 20 bar | Z Coating | p.A73

5 × D

Unit : mm

EDP No.	Drill Diameter	Shank Diameter	Flute Length	Overall Length
Z-Coating	D1	D2	L1	L2
DGN508012	1.2	3	12	55
DGN508013	1.3	3	12	55
DGN508014	1.4	3	12	55
DGN508015	1.5	3	16	55
DGN508016	1.6	3	16	55
DGN508017	1.7	3	16	55
DGN508018	1.8	3	16	55
DGN508019	1.9	3	16	55
DGN508020	2.0	4	21	57
DGN508021	2.1	4	21	57
DGN508022	2.2	4	21	57
DGN508023	2.3	4	21	57
DGN508024	2.4	4	21	57
DGN508025	2.5	4	21	57
DGN508026	2.6	4	21	57
DGN508027	2.7	4	21	57
DGN508028	2.8	4	21	57
DGN508029	2.9	4	21	57
DGN508030	3.0	6	28	66
DGN508031	3.1	6	28	66
DGN508032	3.2	6	28	66
DGN508033	3.3	6	28	66
DGN508034	3.4	6	28	66
DGN508035	3.5	6	28	66

EDP No.	Drill Diameter	Shank Diameter	Flute Length	Overall Length
Z-Coating	D1	D2	L1	L2
DGN508036	3.6	6	28	66
DGN508037	3.7	6	28	66
DGN508038	3.8	6	36	74
DGN508039	3.9	6	36	74
DGN508040	4.0	6	36	74
DGN508041	4.1	6	36	74
DGN508042	4.2	6	36	74
DGN508043	4.3	6	36	74
DGN508045	4.5	6	36	74
DGN508046	4.6	6	36	74
DGN508047	4.7	6	36	74
DGN508048	4.8	6	44	82
DGN508049	4.9	6	44	82
DGN508050	5.0	6	44	82
DGN508051	5.1	6	44	82
DGN508052	5.2	6	44	82
DGN508053	5.3	6	44	82
DGN508054	5.4	6	44	82
DGN508055	5.5	6	44	82
DGN508056	5.6	6	44	82
DGN508057	5.7	6	44	82
DGN508058	5.8	6	44	82
DGN508059	5.9	6	44	82
DGN508060	6.0	6	44	82

▶ Other shank types are available on your request.

▶ NEXT PAGE

◎ : Excellent ○ : Good

ISO	P																			
Material Description	Non-alloy steel					Low alloy steel					High alloyed steel, and tool steel		Stainless steel			Grey cast iron		Nodular cast iron		Malleable cast iron	
VDI 3323	1	2	3	4	5	6	7	8	9	10	11	12	13	14		15	16	17	18	19	20
HRc		13	25	28	32	10	29	32	38	15	35	15	23	10		10	26	3	25		21
HB	125	190	250	270	300	180	275	300	350	200	325	200	240	180		180	260	160	250	130	230
Recommend		◎	◎	◎	○	◎	◎	○	○	◎	○	○	○			◎	○	◎	○	◎	○

ISO	N										S							H			
Material Description	Aluminum-wrought alloy		Aluminum-cast, alloyed			Copper and Copper Alloys (Bronze / Brass)			Non Metallic Materials		Heat Resistant Super Alloys					Titanium Alloys		Hardened steel		Chilled Cast Iron	Hardened Cast Iron
VDI 3323	21	22	23	24	25	26	27	28	29	30	31	32	33	34	35	36	37	38	39	40	41
HRc											15	30	25	38	34			55	60	42	55
HB	60	100	75	90	130	110	90	100			200	280	250	350	320	400 Rm	1050 Rm	550	630	400	550
Recommend																		○			

YG-1 CO., LTD.
phone:+82-32-526-0909, www.yg1.solutions, E-mail:yg1@yg1.solutions

CARBIDE
HSS
i-ONE DRILLS
i-DREAM DRILLS
DREAM DRILLS -PRO
DREAM DRILLS X
DREAM DRILLS -GENERAL
DREAM DRILLS -HIGH FEED
DREAM DRILLS -FLAT BOTTOM
DREAM DRILLS -INOX
DREAM DRILLS -ALU
DREAM DRILLS -MQL
DREAM DRILLS for HIGH HARDENED STEELS
GENERAL CARBIDE DRILLS
MULTI-1 DRILLS
HPD DRILLS
GOLD-P DRILLS
SUPER-GP DRILLS
STRAIGHT SHANK DRILLS
TAPER SHANK DRILLS
NC-SPOTTING DRILLS
CENTER DRILLS
SPADE DRILLS
REAMERS
COUNTER SINKS
COUNTER BORES

DREAM DRILLS - PRO

DGN508 SERIES

CARBIDE, DREAM DRILLS PRO WITH COOLANT HOLES

LONG
LANG
LONGUE
LUNGA

VHM DREAM DRILLS PRO BOHRER MIT INNENKÜHLUNG
FORETS DREAM DRILLS CARBURE MONOBLOC – PRO, AVEC ARROSAGE CENTRAL
MD, DREAM DRILL PRO CON FORI DI REFRIGERAZIONE

- ▶ Drilling for Carbon Steels, Alloy Steels (HB225-325), Pre-hardened Steels (HRc30-50), Cast Iron
- ▶ Wave shape cutting edge to improve chip formation for low cutting force
- ▶ Helical thinning for low thrust, stable torque and good chip breakage
- ▶ Extremely high hardness and heat resistance due to YG-1 special Z-Coating technology

- ▶ Bohren für Kohlenstoffstähle, legierte Stähle (HB225-325), vorvergütete Stähle (HRc30-50), Gusseisen
- ▶ Wellenförmige Schneidkante zur Verbesserung der Spanbildung und für geringe Schnittkräfte
- ▶ Spiralförmige Ausspitzung für geringe Axialkräfte, niedrige Schnittmomente und verbesserten Spanbruch
- ▶ Extrem hohe Härte und Hitzebeständigkeit durch die spezielle Z-Beschichtungstechnologie von YG-1

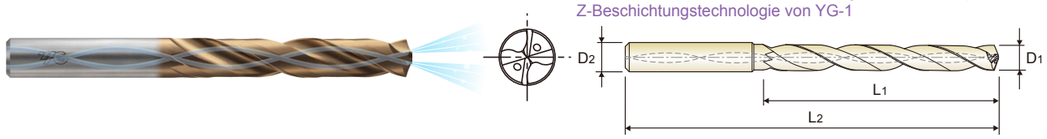

DIN 6537 | CARBIDE | 30° | h6 | m7 | 140° | 20 bar | Z Coating | p.A73

5 × D

Unit : mm

EDP No.	Drill Diameter	Shank Diameter	Flute Length	Overall Length
Z-Coating	D1	D2	L1	L2
DGN508061	6.1	8	53	91
DGN508062	6.2	8	53	91
DGN508063	6.3	8	53	91
DGN508064	6.4	8	53	91
DGN508066	6.6	8	53	91
DGN508067	6.7	8	53	91
DGN508068	6.8	8	53	91
DGN508069	6.9	8	53	91
DGN508070	7.0	8	53	91
DGN508071	7.1	8	53	91
DGN508073	7.3	8	53	91
DGN508074	7.4	8	53	91
DGN508075	7.5	8	53	91
DGN508076	7.6	8	53	91
DGN508078	7.8	8	53	91
DGN508079	7.9	8	53	91
DGN508080	8.0	8	53	91
DGN508081	8.1	10	61	103
DGN508082	8.2	10	61	103
DGN508083	8.3	10	61	103
DGN508084	8.4	10	61	103
DGN508085	8.5	10	61	103
DGN508086	8.6	10	61	103
DGN508087	8.7	10	61	103

EDP No.	Drill Diameter	Shank Diameter	Flute Length	Overall Length
Z-Coating	D1	D2	L1	L2
DGN508088	8.8	10	61	103
DGN508089	8.9	10	61	103
DGN508090	9.0	10	61	103
DGN508091	9.1	10	61	103
DGN508092	9.2	10	61	103
DGN508093	9.3	10	61	103
DGN508094	9.4	10	61	103
DGN508095	9.5	10	61	103
DGN508096	9.6	10	61	103
DGN508097	9.7	10	61	103
DGN508098	9.8	10	61	103
DGN508099	9.9	10	61	103
DGN508100	10.0	10	61	103
DGN508101	10.1	12	71	118
DGN508102	10.2	12	71	118
DGN508103	10.3	12	71	118
DGN508104	10.4	12	71	118
DGN508105	10.5	12	71	118
DGN508107	10.7	12	71	118
DGN508108	10.8	12	71	118
DGN508109	10.9	12	71	118
DGN508110	11.0	12	71	118
DGN508111	11.1	12	71	118
DGN508113	11.3	12	71	118

▶ Other shank types are available on your request.

▶ NEXT PAGE

◎ : Excellent ○ : Good

ISO	P											M			K					
Material Description	Non-alloy steel					Low alloy steel				High alloyed steel, and tool steel		Stainless steel			Grey cast iron		Nodular cast iron		Malleable cast iron	
VDI 3323	1	2	3	4	5	6	7	8	9	10	11	12	13	14	15	16	17	18	19	20
HRc		13	25	28	32	10	29	32	38	15	35	15	23	10	10	26	3	25		21
HB	125	190	250	270	300	180	275	300	350	200	325	200	240	180	180	260	160	250	130	230
Recommend		◎	◎	◎	○	◎	◎	○	○	◎	○	○	○		◎	○	◎	○	◎	○

ISO	N										S							H			
Material Description	Aluminum-wrought alloy		Aluminum-cast, alloyed			Copper and Copper Alloys (Bronze / Brass)			Non Metallic Materials		Heat Resistant Super Alloys					Titanium Alloys		Hardened steel		Chilled Cast Iron	Hardened Cast Iron
VDI 3323	21	22	23	24	25	26	27	28	29	30	31	32	33	34	35	36	37	38	39	40	41
HRc											15	30	25	38	34			55	60	42	55
HB	60	100	75	90	130	110	90	100			200	280	250	350	320	400 Rm	1050 Rm	550	630	400	550
Recommend																		○			

phone:+82-32-526-0909, www.yg1.solutions, E-mail:yg1@yg1.solutions
YG-1 CO., LTD.

CARBIDE
HSS
i-ONE DRILLS
i-DREAM DRILLS
DREAM DRILLS -PRO
DREAM DRILLS X
DREAM DRILLS -GENERAL
DREAM DRILLS -HIGH FEED
DREAM DRILLS -FLAT BOTTOM
DREAM DRILLS -INOX
DREAM DRILLS -ALU
DREAM DRILLS -MQL
DREAM DRILLS for HIGH HARDENED STEELS
GENERAL CARBIDE DRILLS
MULTI-1 DRILLS
HPD DRILLS
GOLD-P DRILLS
SUPER-GP DRILLS
STRAIGHT SHANK DRILLS
TAPER SHANK DRILLS
NC-SPOTTING DRILLS
CENTER DRILLS
SPADE DRILLS
REAMERS
COUNTER SINKS
COUNTER BORES

DREAM DRILLS - PRO

DGN508 SERIES

CARBIDE, DREAM DRILLS PRO WITH COOLANT HOLES

LONG
LANG
LONGUE
LUNGA

VHM DREAM DRILLS PRO BOHRER MIT INNENKÜHLUNG
FORETS DREAM DRILLS CARBURE MONOBLOC – PRO, AVEC ARROSAGE CENTRAL
MD, DREAM DRILL PRO CON FORI DI REFRIGERAZIONE

- ▶ Drilling for Carbon Steels, Alloy Steels (HB225-325), Pre-hardened Steels (HRc30-50), Cast Iron
- ▶ Wave shape cutting edge to improve chip formation for low cutting force
- ▶ Helical thinning for low thrust, stable torque and good chip breakage
- ▶ Extremely high hardness and heat resistance due to YG-1 special Z-Coating technology

- ▶ Bohren für Kohlenstoffstähle, legierte Stähle (HB225-325), vorvergütete Stähle (HRc30-50), Gusseisen
- ▶ Wellenförmige Schneidkante zur Verbesserung der Spanbildung und für geringe Schnittkräfte
- ▶ Spiralförmige Ausspitzung für geringe Axialkräfte, niedrige Schnittmomente und verbesserten Spanbruch
- ▶ Extrem hohe Härte und Hitzebeständigkeit durch die spezielle Z-Beschichtungstechnologie von YG-1

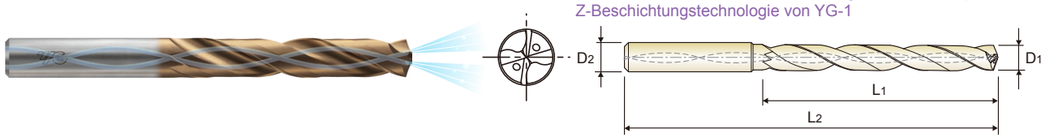

DIN 6537 | CARBIDE | 30° | h6 | m7 | 140° | 20 bar | Z Coating | p.A73

5 × D

Unit : mm

EDP No.	Drill Diameter	Shank Diameter	Flute Length	Overall Length
Z-Coating	D1	D2	L1	L2
DGN508114	11.4	12	71	118
DGN508115	11.5	12	71	118
DGN508117	11.7	12	71	118
DGN508118	11.8	12	71	118
DGN508119	11.9	12	71	118
DGN508120	12.0	12	71	118
DGN508125	12.5	14	77	124
DGN508130	13.0	14	77	124
DGN508135	13.5	14	77	124
DGN508140	14.0	14	77	124
DGN508145	14.5	16	83	133
DGN508150	15.0	16	83	133
DGN508155	15.5	16	83	133
DGN508160	16.0	16	83	133
DGN508165	16.5	18	93	143

EDP No.	Drill Diameter	Shank Diameter	Flute Length	Overall Length
Z-Coating	D1	D2	L1	L2
DGN508170	17.0	18	93	143
DGN508175	17.5	18	93	143
DGN508180	18.0	18	93	143
DGN508190	19.0	20	101	153
DGN508200	20.0	20	101	153

▶ Other shank types are available on your request.

◎ : Excellent ○ : Good

ISO	P											M			K					
Material Description	Non-alloy steel					Low alloy steel				High alloyed steel, and tool steel		Stainless steel			Grey cast iron		Nodular cast iron		Malleable cast iron	
VDI 3323	1	2	3	4	5	6	7	8	9	10	11	12	13	14	15	16	17	18	19	20
HRc		13	25	28	32	10	29	32	38	15	35	15	23	10	10	26	3	25		21
HB	125	190	250	270	300	180	275	300	350	200	325	200	240	180	180	260	160	250	130	230
Recommend		◎	◎	◎	○	◎	◎	○	○	◎	○	○	○		◎	○	◎	○	◎	○

ISO	N										S							H			
Material Description	Aluminum-wrought alloy		Aluminum-cast, alloyed			Copper and Copper Alloys (Bronze / Brass)			Non Metallic Materials		Heat Resistant Super Alloys					Titanium Alloys		Hardened steel		Chilled Cast Iron	Hardened Cast Iron
VDI 3323	21	22	23	24	25	26	27	28	29	30	31	32	33	34	35	36	37	38	39	40	41
HRc											15	30	25	38	34			55	60	42	55
HB	60	100	75	90	130	110	90	100			200	280	250	350	320	400 Rm	1050 Rm	550	630	400	550
Recommend																		○			

YG-1 CO., LTD.
phone:+82-32-526-0909, www.yg1.solutions, E-mail:yg1@yg1.solutions

DREAM DRILLS - PRO

RECOMMENDED CUTTING CONDITIONS
EMPFOHLENE SCHNEIDPARAMETER

DGN523, DGN526 SERIES without COOLANT HOLES

Vc = m/min.
RPM = rev./min.
FEED = mm/rev.

ISO	VDI 3323	Material Description	Vc	Parameter	Drill Diameter (mm) 1.0	2.0	Vc	Parameter	Drill Diameter (mm) 3.0	4.0	5.0	6.0
P	2	Non-alloy steel	85	RPM	27,060	13,530	120	RPM	12,730	9,550	7,640	6,370
				FEED	0.03-0.05	0.05-0.07		FEED	0.06-0.12	0.08-0.14	0.14-0.20	0.16-0.22
	3		85	RPM	27,060	13,530	120	RPM	12,730	9,550	7,640	6,370
				FEED	0.03-0.05	0.05-0.07		FEED	0.06-0.12	0.08-0.14	0.14-0.20	0.16-0.22
	4		85	RPM	27,060	13,530	120	RPM	12,730	9,550	7,640	6,370
				FEED	0.03-0.05	0.05-0.07		FEED	0.04-0.10	0.07-0.13	0.10-0.16	0.12-0.18
	5		75	RPM	23,870	11,940	95	RPM	10,080	7,560	6,050	5,040
				FEED	0.03-0.05	0.05-0.07		FEED	0.04-0.10	0.07-0.13	0.10-0.16	0.12-0.18
	6	Low alloy steel	85	RPM	27,060	13,530	120	RPM	12,730	9,550	7,640	6,370
				FEED	0.03-0.05	0.05-0.07		FEED	0.06-0.12	0.08-0.14	0.14-0.20	0.16-0.22
	7		75	RPM	23,870	11,940	95	RPM	10,080	7,560	6,050	5,040
				FEED	0.03-0.05	0.05-0.07		FEED	0.06-0.12	0.08-0.14	0.14-0.20	0.16-0.22
	8		75	RPM	23,870	11,940	95	RPM	10,080	7,560	6,050	5,040
				FEED	0.02-0.04	0.03-0.05		FEED	0.04-0.10	0.07-0.13	0.10-0.16	0.12-0.18
	9		36	RPM	11,460	5,730	50	RPM	5,310	3,980	3,180	2,650
				FEED	0.02-0.04	0.03-0.05		FEED	0.03-0.08	0.05-0.11	0.08-0.14	0.10-0.16
	10	High alloyed steel, and tool steel	60	RPM	19,100	9,550	80	RPM	8,490	6,370	5,090	4,240
				FEED	0.03-0.05	0.05-0.07		FEED	0.04-0.10	0.07-0.13	0.10-0.16	0.12-0.18
	11		35	RPM	11,140	5,570	45	RPM	4,770	3,580	2,860	2,390
				FEED	0.02-0.04	0.03-0.05		FEED	0.03-0.08	0.05-0.11	0.08-0.14	0.10-0.16
M	12	Stainless steel	60	RPM	19,100	9,550	85	RPM	9,020	6,760	5,410	4,510
				FEED	0.03-0.05	0.05-0.07		FEED	0.06-0.12	0.08-0.14	0.14-0.20	0.16-0.22
	13		45	RPM	14,320	7,160	55	RPM	5,840	4,380	3,500	2,920
				FEED	0.02-0.04	0.03-0.05			0.04-0.10	0.07-0.13	0.10-0.16	0.12-0.18
K	15	Grey cast iron	85	RPM	27,060	13,530	120	RPM	12,730	9,550	7,640	6,370
				FEED	0.04-0.06	0.04-0.06		FEED	0.08-0.14	0.12-0.18	0.15-0.22	0.20-0.26
	16		80	RPM	25,460	12,730	95	RPM	10,080	7,560	6,050	5,040
				FEED	0.04-0.06	0.04-0.06		FEED	0.06-0.12	0.08-0.14	0.14-0.20	0.16-0.22
	17	Nodular cast iron	85	RPM	27,060	13,530	120	RPM	12,730	9,550	7,640	6,370
				FEED	0.04-0.06	0.04-0.06		FEED	0.08-0.14	0.12-0.18	0.15-0.22	0.20-0.26
	18		60	RPM	19,100	9,550	85	RPM	9,020	6,760	5,410	4,510
				FEED	0.04-0.06	0.04-0.06		FEED	0.06-0.12	0.08-0.14	0.14-0.20	0.16-0.22
	19	Malleable cast iron	75	RPM	23,870	11,940	95	RPM	10,080	7,560	6,050	5,040
				FEED	0.04-0.06	0.04-0.06		FEED	0.08-0.14	0.12-0.18	0.15-0.22	0.20-0.26
	20		60	RPM	19,100	9,550	85	RPM	9,020	6,760	5,410	4,510
				FEED	0.03-0.05	0.05-0.07			0.06-0.12	0.08-0.14	0.14-0.20	0.16-0.22
H	38	Hardened steel	25	RPM	7,960	3,980	30	RPM	3,180	2,390	1,910	1,590
				FEED	0.01-0.02	0.01-0.03			0.01-0.03	0.01-0.04	0.02-0.05	0.03-0.06

ISO	VDI 3323	Material Description	Vc	Parameter	Drill Diameter (mm) 8.0	10.0	12.0	14.0	16.0	18.0	20.0
P	2	Non-alloy steel	120	RPM	4,770	3,820	3,180	2,730	2,390	2,120	1,910
				FEED	0.18-0.24	0.19-0.27	0.21-0.29	0.23-0.31	0.25-0.33	0.28-0.38	0.30-0.40
	3		120	RPM	4,770	3,820	3,180	2,730	2,390	2,120	1,910
				FEED	0.18-0.24	0.19-0.27	0.21-0.29	0.23-0.31	0.25-0.33	0.28-0.38	0.30-0.40
	4		120	RPM	4,770	3,820	3,180	2,730	2,390	2,120	1,910
				FEED	0.14-0.20	0.15-0.23	0.17-0.25	0.18-0.26	0.19-0.27	0.20-0.30	0.22-0.32
	5		95	RPM	3,780	3,020	2,520	2,160	1,890	1,680	1,510
				FEED	0.14-0.20	0.15-0.23	0.17-0.25	0.18-0.26	0.19-0.27	0.20-0.30	0.22-0.32
	6	Low alloy steel	120	RPM	4,770	3,820	3,180	2,730	2,390	2,120	1,910
				FEED	0.18-0.24	0.19-0.27	0.21-0.29	0.23-0.31	0.25-0.33	0.28-0.38	0.30-0.40
	7		95	RPM	3,780	3,020	2,520	2,160	1,890	1,680	1,510
				FEED	0.18-0.24	0.19-0.27	0.21-0.29	0.23-0.31	0.25-0.33	0.28-0.38	0.30-0.40
	8		95	RPM	3,780	3,020	2,520	2,160	1,890	1,680	1,510
				FEED	0.14-0.20	0.15-0.23	0.17-0.25	0.18-0.26	0.19-0.27	0.20-0.30	0.22-0.32
	9		50	RPM	1,990	1,590	1,330	1,140	990	880	800
				FEED	0.12-0.18	0.13-0.19	0.14-0.20	0.15-0.21	0.16-0.22	0.17-0.25	0.18-0.28
	10	High alloyed steel, and tool steel	80	RPM	3,180	2,550	2,120	1,820	1,590	1,410	1,270
				FEED	0.14-0.20	0.15-0.23	0.17-0.25	0.18-0.26	0.19-0.27	0.20-0.30	0.22-0.32
	11		45	RPM	1,790	1,430	1,190	1,020	900	800	720
				FEED	0.12-0.18	0.13-0.19	0.14-0.20	0.15-0.21	0.16-0.22	0.17-0.25	0.18-0.28
M	12	Stainless steel	85	RPM	3,380	2,710	2,250	1,930	1,690	1,500	1,350
				FEED	0.18-0.24	0.19-0.27	0.21-0.29	0.23-0.31	0.25-0.33	0.28-0.38	0.30-0.40
	13		55	RPM	2,190	1,750	1,460	1,250	1,090	970	880
				FEED	0.14-0.20	0.15-0.23	0.17-0.25	0.18-0.26	0.19-0.27	0.20-0.30	0.22-0.32
K	15	Grey cast iron	120	RPM	4,770	3,820	3,180	2,730	2,390	2,120	1,910
				FEED	0.22-0.28	0.25-0.33	0.27-0.35	0.29-0.37	0.31-0.39	0.32-0.42	0.34-0.44
	16		95	RPM	3,780	3,020	2,520	2,160	1,890	1,680	1,510
				FEED	0.18-0.24	0.19-0.27	0.21-0.29	0.23-0.31	0.25-0.33	0.28-0.38	0.30-0.40
	17	Nodular cast iron	120	RPM	4,770	3,820	3,180	2,730	2,390	2,120	1,910
				FEED	0.22-0.28	0.25-0.33	0.27-0.35	0.29-0.37	0.31-0.39	0.32-0.42	0.34-0.44
	18		85	RPM	3,380	2,710	2,250	1,930	1,690	1,500	1,350
				FEED	0.18-0.24	0.19-0.27	0.21-0.29	0.23-0.31	0.25-0.33	0.28-0.38	0.30-0.40
	19	Malleable cast iron	95	RPM	3,780	3,020	2,520	2,160	1,890	1,680	1,510
				FEED	0.22-0.28	0.25-0.33	0.27-0.35	0.29-0.37	0.31-0.39	0.32-0.42	0.34-0.44
	20		85	RPM	3,380	2,710	2,250	1,930	1,690	1,500	1,350
				FEED	0.18-0.24	0.19-0.27	0.21-0.29	0.23-0.31	0.25-0.33	0.28-0.38	0.30-0.40
H	38	Hardened steel	30	RPM	1,190	950	800	680	600	530	480
				FEED	0.03-0.06	0.04-0.07	0.04-0.08	0.05-0.09	0.05-0.09	0.05-0.10	0.05-0.10

▶ Recommend to reduce the feed rate as following **Feed 100%** : DGN523(3×D), DGN526(5×D)

DREAM DRILLS - PRO
RECOMMENDED CUTTING CONDITIONS
EMPFOHLENE SCHNEIDPARAMETER

DGN506, DGN508 SERIES with COOLANT HOLES

Vc = m/min.
RPM = rev./min.
FEED = mm/rev.

ISO	VDI 3323	Material Description	Vc	Parameter	Drill Diameter (mm) 1.0	2.0	Vc	Parameter	Drill Diameter (mm) 3.0	4.0	5.0	6.0
P	2	Non-alloy steel	95	RPM	30,240	15,120	130	RPM	13,790	10,350	8,280	6,900
				FEED	0.03-0.05	0.05-0.07		FEED	0.06-0.12	0.08-0.14	0.14-0.20	0.16-0.22
	3		95	RPM	30,240	15,120	130	RPM	13,790	10,350	8,280	6,900
				FEED	0.03-0.05	0.05-0.07		FEED	0.06-0.12	0.08-0.14	0.14-0.20	0.16-0.22
	4		95	RPM	30,240	15,120	130	RPM	13,790	10,350	8,280	6,900
				FEED	0.03-0.05	0.05-0.07		FEED	0.04-0.10	0.07-0.13	0.10-0.16	0.12-0.18
	5		85	RPM	27,060	13,530	110	RPM	11,670	8,750	7,000	5,840
				FEED	0.03-0.05	0.05-0.07		FEED	0.04-0.10	0.07-0.13	0.10-0.16	0.12-0.18
	6	Low alloy steel	95	RPM	30,240	15,120	130	RPM	13,790	10,350	8,280	6,900
				FEED	0.03-0.05	0.05-0.07		FEED	0.06-0.12	0.08-0.14	0.14-0.20	0.16-0.22
	7		85	RPM	27,060	13,530	110	RPM	11,670	8,750	7,000	5,840
				FEED	0.03-0.05	0.05-0.07		FEED	0.06-0.12	0.08-0.14	0.14-0.20	0.16-0.22
	8		95	RPM	30,240	15,120	110	RPM	11,670	8,750	7,000	5,840
				FEED	0.02-0.04	0.03-0.05		FEED	0.04-0.10	0.07-0.13	0.10-0.16	0.12-0.18
	9		50	RPM	15,920	7,960	60	RPM	6,370	4,770	3,820	3,180
				FEED	0.02-0.04	0.03-0.05		FEED	0.03-0.08	0.05-0.11	0.08-0.14	0.10-0.16
	10	High alloyed steel, and tool steel	70	RPM	22,280	11,140	90	RPM	9,550	7,160	5,730	4,770
				FEED	0.03-0.05	0.05-0.07		FEED	0.04-0.10	0.07-0.13	0.10-0.16	0.12-0.18
	11		45	RPM	14,320	7,160	50	RPM	5,310	3,980	3,180	2,650
				FEED	0.02-0.04	0.03-0.05		FEED	0.03-0.08	0.05-0.11	0.08-0.14	0.10-0.16
M	12	Stainless steel	75	RPM	23,870	11,940	95	RPM	10,080	7,560	6,050	5,040
				FEED	0.03-0.05	0.05-0.07		FEED	0.06-0.12	0.08-0.14	0.14-0.20	0.16-0.22
	13		55	RPM	17,510	8,750	65	RPM	6,900	5,170	4,140	3,450
				FEED	0.02-0.04	0.03-0.05		FEED	0.04-0.10	0.07-0.13	0.10-0.16	0.12-0.18
K	15	Grey cast iron	95	RPM	30,240	15,120	130	RPM	13,790	10,350	8,280	6,900
				FEED	0.04-0.06	0.04-0.06		FEED	0.08-0.14	0.12-0.18	0.15-0.22	0.20-0.26
	16		90	RPM	28,650	14,320	115	RPM	12,200	9,150	7,320	6,100
				FEED	0.04-0.06	0.04-0.06		FEED	0.06-0.12	0.08-0.14	0.14-0.20	0.16-0.22
	17	Nodular cast iron	110	RPM	35,010	17,510	145	RPM	15,380	11,540	9,230	7,690
				FEED	0.04-0.06	0.04-0.06		FEED	0.08-0.14	0.12-0.18	0.15-0.22	0.20-0.26
	18		75	RPM	23,870	11,940	95	RPM	10,080	7,560	6,050	5,040
				FEED	0.04-0.06	0.04-0.06		FEED	0.06-0.12	0.08-0.14	0.14-0.20	0.16-0.22
	19	Malleable cast iron	85	RPM	27,060	13,530	110	RPM	11,670	8,750	7,000	5,840
				FEED	0.04-0.06	0.04-0.06		FEED	0.08-0.14	0.12-0.18	0.15-0.22	0.20-0.26
	20		75	RPM	23,870	11,940	95	RPM	10,080	7,560	6,050	5,040
				FEED	0.03-0.05	0.05-0.07		FEED	0.06-0.12	0.08-0.14	0.14-0.20	0.16-0.22
H	38	Hardened steel	30	RPM	9,550	4,770	35	RPM	3,710	2,790	2,230	1,860
				FEED	0.01-0.02	0.01-0.03		FEED	0.01-0.03	0.01-0.04	0.02-0.05	0.03-0.06

ISO	VDI 3323	Material Description	Vc	Parameter	Drill Diameter (mm) 8.0	10.0	12.0	14.0	16.0	18.0	20.0
P	2	Non-alloy steel	130	RPM	5,170	4,140	3,450	2,960	2,590	2,300	2,070
				FEED	0.18-0.24	0.19-0.27	0.21-0.29	0.23-0.31	0.25-0.33	0.28-0.38	0.30-0.40
	3		130	RPM	5,170	4,140	3,450	2,960	2,590	2,300	2,070
				FEED	0.18-0.24	0.19-0.27	0.21-0.29	0.23-0.31	0.25-0.33	0.28-0.38	0.30-0.40
	4		130	RPM	5,170	4,140	3,450	2,960	2,590	2,300	2,070
				FEED	0.14-0.20	0.15-0.23	0.17-0.25	0.18-0.26	0.19-0.27	0.20-0.30	0.22-0.32
	5		110	RPM	4,380	3,500	2,920	2,500	2,190	1,950	1,750
				FEED	0.14-0.20	0.15-0.23	0.17-0.25	0.18-0.26	0.19-0.27	0.20-0.30	0.22-0.32
	6	Low alloy steel	130	RPM	5,170	4,140	3,450	2,960	2,590	2,300	2,070
				FEED	0.18-0.24	0.19-0.27	0.21-0.29	0.23-0.31	0.25-0.33	0.28-0.38	0.30-0.40
	7		110	RPM	4,380	3,500	2,920	2,500	2,190	1,950	1,750
				FEED	0.18-0.24	0.19-0.27	0.21-0.29	0.23-0.31	0.25-0.33	0.28-0.38	0.30-0.40
	8		110	RPM	4,380	3,500	2,920	2,500	2,190	1,950	1,750
				FEED	0.14-0.20	0.15-0.23	0.17-0.25	0.18-0.26	0.19-0.27	0.20-0.30	0.22-0.32
	9		60	RPM	2,390	1,910	1,590	1,360	1,190	1,060	950
				FEED	0.12-0.18	0.13-0.19	0.14-0.20	0.15-0.21	0.16-0.22	0.17-0.25	0.18-0.28
	10	High alloyed steel, and tool steel	90	RPM	3,580	2,860	2,390	2,050	1,790	1,590	1,430
				FEED	0.14-0.20	0.15-0.23	0.17-0.25	0.18-0.26	0.19-0.27	0.20-0.30	0.22-0.32
	11		50	RPM	1,990	1,590	1,330	1,140	990	880	800
				FEED	0.12-0.18	0.13-0.19	0.14-0.20	0.15-0.21	0.16-0.22	0.17-0.25	0.18-0.28
M	12	Stainless steel	95	RPM	3,780	3,020	2,520	2,160	1,890	1,680	1,510
				FEED	0.18-0.24	0.19-0.27	0.21-0.29	0.23-0.31	0.25-0.33	0.28-0.38	0.30-0.40
	13		65	RPM	2,590	2,070	1,720	1,480	1,290	1,150	1,030
				FEED	0.14-0.20	0.15-0.23	0.17-0.25	0.18-0.26	0.19-0.27	0.20-0.30	0.22-0.32
K	15	Grey cast iron	130	RPM	5,170	4,140	3,450	2,960	2,590	2,300	2,070
				FEED	0.22-0.28	0.25-0.33	0.27-0.35	0.29-0.37	0.31-0.39	0.32-0.42	0.34-0.44
	16		115	RPM	4,580	3,660	3,050	2,610	2,290	2,030	1,830
				FEED	0.18-0.24	0.19-0.27	0.21-0.29	0.23-0.31	0.25-0.33	0.28-0.38	0.30-0.40
	17	Nodular cast iron	145	RPM	5,770	4,620	3,850	3,300	2,880	2,560	2,310
				FEED	0.22-0.28	0.25-0.33	0.27-0.35	0.29-0.37	0.31-0.39	0.32-0.42	0.34-0.44
	18		95	RPM	3,780	3,020	2,520	2,160	1,890	1,680	1,510
				FEED	0.18-0.24	0.19-0.27	0.21-0.29	0.23-0.31	0.25-0.33	0.28-0.38	0.30-0.40
	19	Malleable cast iron	110	RPM	4,380	3,500	2,920	2,500	2,190	1,950	1,750
				FEED	0.22-0.28	0.25-0.33	0.27-0.35	0.29-0.37	0.31-0.39	0.32-0.42	0.34-0.44
	20		95	RPM	3,780	3,020	2,520	2,160	1,890	1,680	1,510
				FEED	0.18-0.24	0.19-0.27	0.21-0.29	0.23-0.31	0.25-0.33	0.28-0.38	0.30-0.40
H	38	Hardened steel	35	RPM	1,390	1,110	930	800	700	620	560
				FEED	0.03-0.06	0.04-0.07	0.04-0.08	0.05-0.09	0.05-0.09	0.05-0.10	0.05-0.10

▶ Recommend to reduce the feed rate as following **Feed 100%** : DGN506(3×D), DGN508(5×D)

CARBIDE
HSS
i-ONE DRILLS
i-DREAM DRILLS
DREAM DRILLS -PRO
DREAM DRILLS X
DREAM DRILLS -GENERAL
DREAM DRILLS -HIGH FEED
DREAM DRILLS -FLAT BOTTOM
DREAM DRILLS -INOX
DREAM DRILLS -ALU
DREAM DRILLS -MQL
DREAM DRILLS for HIGH HARDENED STEELS
GENERAL CARBIDE DRILLS
MULTI-1 DRILLS
HPD DRILLS
GOLD-P DRILLS
SUPER-GP DRILLS
STRAIGHT SHANK DRILLS
TAPER SHANK DRILLS
NC-SPOTTING DRILLS
CENTER DRILLS
SPADE DRILLS
REAMERS
COUNTER SINKS
COUNTER BORES

Global Cutting Tool Leader **YG-1**

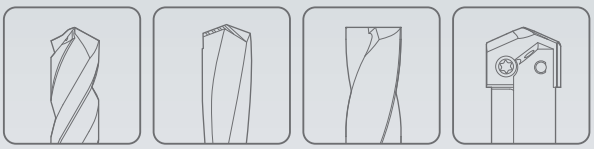

HOLEMAKING