Leading Through Innovation

HSS & HSS-E

YG TAP GENERAL

YG Gewindebohrer Universal

- **Suitable for Tapping Blind / Through Holes due to Flute Geometry and Excellent Chip Evacuation**
- **Geeignet für das Gewindeschneiden von Grund- und Durchgangsbohrungen aufgrund der Nutengeometrie und der hervorragenden Spanabfuhr**

SELECTION GUIDE

THREADING TOOLS

HSS & HSS-E YG TAP GENERAL

Suitable for Tapping Blind / Through Holes
due to Flute Geometry and Excellent Chip Evacuation

Please visit globalyg1.com/mat for material search

◎ : Excellent ○ : Good

Recommended cutting conditions : p.B307

SERIES		HOLE TYPE	Max. 2.5xD Blind Hole		
		TOOL MATERIAL	HSS-E		
		CHAMFER LEAD ACC. TO DIN2197	C	C	C
		FLUTE TYPE	Spiral Flute	Spiral Flute	Spiral Flute
		SPIRAL FLUTE ANGLE	R40	R40	R20
M	DIN371/376		TC711 (p.B272)	TD711 (p.B273)	TC517 (p.B280)
M	DIN352				TC612 (p.B281)
M	DIN357/LONG				
MF	DIN374		TC411 (p.B274)	TD411 (p.B276)	
MF	DIN2181				
UNC	DIN371/376		TC144 (p.B277)		
UNC	DIN351				
UNF	DIN371/374		TC124 (p.B278)		
UNF	DIN2181				
BSW	DIN2182/2183		TC134 (p.B279)		
BSW	DIN351				
G(BSP)	DIN5156/5157				
EG-M	DIN371/376				
EG-UNC	DIN371/376				
EG-UNF	DIN371/374				
SURFACE TREATMENT			Bright	TiN	Bright
MODEL					

ISO	VDI 3323	Material Description	Composition / Structure / Heat Treatment		HB	HRc			
P	1	Non-alloy steel	About 0.15% C	Annealed	125		○	○	○
P	2	Non-alloy steel	About 0.45% C	Annealed	190	13	◎	◎	◎
P	3	Non-alloy steel	About 0.45% C	Quenched & Tempered	250	25	◎	◎	◎
P	4	Non-alloy steel	About 0.75% C	Annealed	270	28	◎	◎	◎
P	5	Non-alloy steel	About 0.75% C	Quenched & Tempered	300	32	○	○	○
P	6	Low alloy steel		Annealed	180	10	◎	◎	◎
P	7	Low alloy steel		Quenched & Tempered	275	29	◎	◎	◎
P	8	Low alloy steel		Quenched & Tempered	300	32	○	○	○
P	9	High alloyed steel, and tool steel		Quenched & Tempered	350	38			
P	10	High alloyed steel, and tool steel		Annealed	200	15			
P	11	High alloyed steel, and tool steel		Quenched & Tempered	325	35			
M	12	Stainless steel	Ferritic / Martensitic	Annealed	200	15	○	○	○
M	13	Stainless steel	Martensitic	Quenched & Tempered	240	23	○	○	○
M	14	Stainless steel	Austenitic		180	10			
K	15	Grey cast iron	Pearlitic / ferritic		180	10			
K	16	Grey cast iron	Pearlitic (Martensitic)		260	26			
K	17	Nodular cast iron	Ferritic		160	3	◎	◎	◎
K	18	Nodular cast iron	Pearlitic		250	25	◎	◎	◎
K	19	Malleable cast iron	Ferritic		130				
K	20	Malleable cast iron	Pearlitic		230	21			
N	21	Aluminum-wrought alloy	Not Curable		60		○	○	○
N	22	Aluminum-wrought alloy	Curable	Hardened	100				
N	23	Aluminum-cast, alloyed	≤ 12% Si, Not Curable		75		○	○	○
N	24	Aluminum-cast, alloyed	≤ 12% Si, Curable	Hardened	90		○	○	○
N	25	Aluminum-cast, alloyed	> 12% Si, Not Curable		130		◎	◎	◎
N	26	Copper and Copper Alloys (Bronze / Brass)	Cutting Alloys, PB>1%		110		○	○	○
N	27	Copper and Copper Alloys (Bronze / Brass)	CuZn, CuSnZn (Brass)		90				
N	28	Copper and Copper Alloys (Bronze / Brass)	CuSn, lead-free copper and electrolytic copper		100		◎	◎	◎
N	29	Non Metallic Materials	Duroplastic, Fiber Reinforced Plastic						
N	30	Non Metallic Materials	Rubber, Wood, etc.						
S	31	Heat Resistant Super Alloys	Fe Based	Annealed	200	15			
S	32	Heat Resistant Super Alloys	Fe Based	Cured	280	30			
S	33	Heat Resistant Super Alloys	Ni or Co Based	Annealed	250	25			
S	34	Heat Resistant Super Alloys	Ni or Co Based	Cured	350	38			
S	35	Heat Resistant Super Alloys	Ni or Co Based	Cast	320	34			
S	36	Titanium Alloys	Pure Titanium		400 Rm				
S	37	Titanium Alloys	Alpha + Beta Alloys	Hardened	1050 Rm				
H	38	Hardened steel		Hardened	550	55			
H	39	Hardened steel		Hardened	630	60			
H	40	Chilled Cast Iron		Cast	400	42			
H	41	Hardened Cast Iron		Hardened	550	55			

HOLE TYPE	Max. 3.0xD Through Hole					Max. 2.0xD Blind/Through Hole
TOOL MATERIAL	HSS-E					
CHAMFER LEAD ACC. TO DIN2197	B	B	B	B	C	C
FLUTE TYPE	Spiral Point	Spiral Point	Spiral Point	Spiral Point	Spiral Flute	Straight Flute
SPIRAL FLUTE ANGLE	-	-	-	-	L20	-
DIN371/376	TC127 (p.B282)	TD127 (p.B283)	TC227 (p.B291)	TD227 (p.B292)	TC211 (p.B293)	TC463 (p.B294)
DIN352	TC122 (p.B284)					
DIN357/LONG						
DIN374	TC222 (p.B285)	TD222 (p.B287)				TC473 (p.B295)
DIN2181						
DIN371/376	TC214 (p.B288)					TC424 (p.B296)
DIN351						
DIN371/374	TC234 (p.B289)					
DIN2182/2183	TC224 (p.B290)					
DIN351						
DIN5156/5157						
DIN371/376						
DIN371/376						
DIN371/374						
Bright	Bright	TiN	Bright	TiN	Bright	Bright

ISO	VDI 3323	Material Description	Composition / Structure / Heat Treatment		HB	HRc						
P	1	Non-alloy steel	About 0.15% C	Annealed	125		○	○	○	○	○	○
P	2	Non-alloy steel	About 0.45% C	Annealed	190	13	◎	◎	◎	◎	◎	○
P	3	Non-alloy steel	About 0.45% C	Quenched & Tempered	250	25	◎	◎	◎	◎	◎	○
P	4	Non-alloy steel	About 0.75% C	Annealed	270	28	◎	◎	◎	◎	◎	○
P	5	Non-alloy steel	About 0.75% C	Quenched & Tempered	300	32	○	○	○	○	○	○
P	6	Low alloy steel		Annealed	180	10	◎	◎	◎	◎	◎	○
P	7	Low alloy steel		Quenched & Tempered	275	29	◎	◎	◎	◎	◎	○
P	8	Low alloy steel		Quenched & Tempered	300	32	○	○	○	○	○	○
P	9	High alloyed steel, and tool steel		Quenched & Tempered	350	38						
P	10	High alloyed steel, and tool steel		Annealed	200	15						
P	11	High alloyed steel, and tool steel		Quenched & Tempered	325	35						
M	12	Stainless steel	Ferritic / Martensitic	Annealed	200	15	○	○	○	○	○	○
M	13	Stainless steel	Martensitic	Quenched & Tempered	240	23	○	○	○	○	○	○
M	14	Stainless steel	Austenitic		180	10						
K	15	Grey cast iron	Pearlitic / ferritic		180	10						○
K	16	Grey cast iron	Pearlitic (Martensitic)		260	26						○
K	17	Nodular cast iron	Ferritic		160	3	◎	◎	◎	◎	◎	○
K	18	Nodular cast iron	Pearlitic		250	25	◎	◎	◎	◎	◎	○
K	19	Malleable cast iron	Ferritic		130							
K	20	Malleable cast iron	Pearlitic		230	21						
N	21	Aluminum-wrought alloy	Not Curable		60		○	○	○	○	○	
N	22	Aluminum-wrought alloy	Curable	Hardened	100							
N	23	Aluminum-cast, alloyed	≤ 12% Si, Not Curable		75		○	○	○	○	○	
N	24	Aluminum-cast, alloyed	≤ 12% Si, Curable	Hardened	90		○	○	○	○	○	
N	25	Aluminum-cast, alloyed	> 12% Si, Not Curable		130		◎	◎	◎	◎	◎	○
N	26	Copper and Copper Alloys (Bronze / Brass)	Cutting Alloys, PB>1%		110		○	○	○	○	○	○
N	27	Copper and Copper Alloys (Bronze / Brass)	CuZn, CuSnZn (Brass)		90							○
N	28	Copper and Copper Alloys (Bronze / Brass)	CuSn, lead-free copper and electrolytic copper		100		◎	◎	◎	◎	◎	
N	29	Non Metallic Materials	Duroplastic, Fiber Reinforced Plastic									
N	30	Non Metallic Materials	Rubber, Wood, etc.									
S	31	Heat Resistant Super Alloys	Fe Based	Annealed	200	15						
S	32	Heat Resistant Super Alloys	Fe Based	Cured	280	30						
S	33	Heat Resistant Super Alloys	Ni or Co Based	Annealed	250	25						
S	34	Heat Resistant Super Alloys	Ni or Co Based	Cured	350	38						
S	35	Heat Resistant Super Alloys	Ni or Co Based	Cast	320	34						
S	36	Titanium Alloys	Pure Titanium		400 Rm							
S	37	Titanium Alloys	Alpha + Beta Alloys	Hardened	1050 Rm							
H	38	Hardened steel		Hardened	550	55						
H	39	Hardened steel		Hardened	630	60						
H	40	Chilled Cast Iron		Cast	400	42						
H	41	Hardened Cast Iron		Hardened	550	55						

CARBIDE
HSS
THREAD MILL
SYNCHRO TAP
PRIME TAP
COMBO TAP
YG TAP STEEL
YG TAP CHIP BREAKER
YG TAP INOX
YG TAP CAST IRON
YG TAP HARDENED STEEL
YG TAP Ti Ni
YG TAP ALU
YG TAP FORMING
YG TAP GENERAL
PIPE TAP
STI TAP
NUT TAP

SELECTION GUIDE

THREADING TOOLS

HSS & HSS-E
YG TAP GENERAL

Suitable for Tapping Blind / Through Holes
due to Flute Geometry and Excellent Chip Evacuation

Please visit globalyg1.com/mat for material search

◎ : Excellent ○ : Good

Recommended cutting conditions : p.B307

HOLE TYPE			Max. 2.0xD Blind/Through Hole	
TOOL MATERIAL			HSS	
CHAMFER LEAD ACC. TO DIN2197			I / II / III	I / III
FLUTE TYPE			Straight Flute	Straight Flute
SPIRAL FLUTE ANGLE			-	-
	M	DIN371/376		
		DIN352	T7109 (p.B297)	
		DIN357/LONG		
	MF	DIN374		
		DIN2181		T7309 (p.B299)
	UNC	DIN371/376		
		DIN351		
	UNF	DIN371/374		
		DIN2181		
	BSW	DIN2182/2183		
		DIN351		
	G(BSP)	DIN5156/5157		
	EG-M	DIN371/376		
	EG-UNC	DIN371/376		
	EG-UNF	DIN371/374		
SURFACE TREATMENT			Bright	Bright
MODEL				

ISO	VDI 3323	Material Description	Composition / Structure / Heat Treatment		HB	HRc		
P	1	Non-alloy steel	About 0.15% C	Annealed	125		○	○
	2		About 0.45% C	Annealed	190	13	○	○
	3		About 0.45% C	Quenched & tempered	250	25	○	○
	4		About 0.75% C	Annealed	270	28	○	○
	5		About 0.75% C	Quenched & tempered	300	32		
	6	Low alloy steel		Annealed	180	10	○	○
	7			Quenched & tempered	275	29	○	○
	8			Quenched & tempered	300	32		
	9			Quenched & tempered	350	38		
	10	High alloyed steel, and tool steel		Annealed	200	15		
	11			Quenched & Tempered	325	35		
M	12	Stainless steel	Ferritic / Martensitic	Annealed	200	15		
	13		Martensitic	Quenched & Tempered	240	23		
	14		Austenitic		180	10		
K	15	Grey cast iron	Pearlitic / ferritic		180	10		
	16		Pearlitic (Martensitic)		260	26		
	17	Nodular cast iron	Ferritic		160	3	○	○
	18		Pearlitic		250	25	○	○
	19	Malleable cast iron	Ferritic		130			
	20		Pearlitic		230	21		
N	21	Aluminum-wrought alloy	Not Curable		60			
	22		Curable	Hardened	100			
	23	Aluminum-cast, alloyed	≤ 12% Si, Not Curable		75			
	24		≤ 12% Si, Curable	Hardened	90			
	25		> 12% Si, Not Curable		130		○	○
	26	Copper and Copper Alloys (Bronze / Brass)	Cutting Alloys, PB>1%		110		○	○
	27		CuZn, CuSnZn (Brass)		90		○	○
	28		CuSn, lead-free copper and electrolytic copper		100			
	29	Non Metallic Materials	Duroplastic, Fiber Reinforced Plastic					
	30		Rubber, Wood, etc.					
S	31	Heat Resistant Super Alloys	Fe Based	Annealed	200	15		
	32			Cured	280	30		
	33		Ni or Co Based	Annealed	250	25		
	34			Cured	350	38		
	35			Cast	320	34		
	36	Titanium Alloys	Pure Titanium		400 Rm			
	37		Alpha + Beta Alloys	Hardened	1050 Rm			
H	38	Hardened steel		Hardened	550	55		
	39			Hardened	630	60		
	40	Chilled Cast Iron		Cast	400	42		
	41	Hardened Cast Iron		Hardened	550	55		

Max. 2.0xD Blind/Through Hole						
HSS				HSS-E		
I / II / III	I / III	I / II / III	I / II / III	I / II / III	I / II / III	
Straight Flute	Straight Flute	Straight Flute	Straight Flute	Straight Flute	Straight Flute	
-	-	-	Left Hand Cut	-	-	
						M
			T7343 (p.B304)	TB373 (p.B305)	TC353 (p.B306)	
						MF
						UNC
T7363 (p.B301)						
						UNF
	T7509 (p.B302)					
						BSW
		T7609 (p.B303)				
						G(BSP)
						EG-M
						EG-UNC
						EG-UNF
Bright	Bright	Bright	Bright	VAP	Bright	
						
○	○	○	○	○	○	1
○	○	○	○	○	○	2
○	○	○	○	○	○	3
○	○	○	○	○	○	4
						5
○	○	○	○	○	○	6
○	○	○	○	○	○	7
						8
						9
						10
						11
				○		12
				○		13
				○		14
						15
						16
○	○	○	○			17
○	○	○	○			18
						19
						20
						21
						22
						23
						24
○	○	○	○			25
○	○	○	○			26
○	○	○	○			27
						28
						29
						30
						31
						32
						33
						34
						35
						36
						37
						38
						39
						40
						41

YG TAP GENERAL

TC711 SERIES

M ISO metric coarse threads DIN 13

Metrisches ISO-Gewinde DIN 13
ISO MÉTRIQUE DIN13
ISO Metrico passo grosso DIN 13

Machine taps
Maschinengewindebohrer

▶ Suitable for tapping blind holes due to special flute geometry and excellent chip evacuation.

▶ Geeignet zum Gewinden von Sacklöchern dank besonderer Nutengeometrie und ausgezeichneter Spanabfuhr.

DIN 371

DIN 376

Hole type
2.5×D

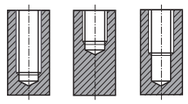

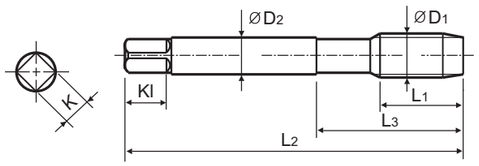

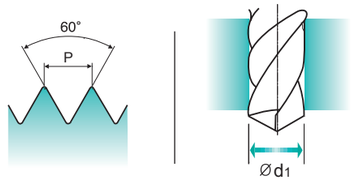

Material groups **GS** | HSS-E | DIN 371/376 | 6H | 60° | C | R40 | Bright | p.B307

Unit : mm

SIZE	Pitch	EDP No.	Thread Length	Overall Length	Neck Length	Shank Diameter	Square Size	Square Length	No. of Flute	Tapping Drill Diameter
ØD1	P	Bright	L1	L2	L3	ØD2	K	Kl	Z	Ød1
M2	× 0.4	**TC711136**	8	45	13	2.8	2.1	5	3	1.6
M2.2	× 0.45	**TC711156**	8	45	13	2.8	2.1	5	3	1.75
*M2.3	× 0.4	**TC711196**	8	45	13	2.8	2.1	5	3	1.9
M2.5	× 0.45	**TC711176**	9	50	15	2.8	2.1	5	3	2.05
M3	× 0.5	**TC711206**	6	56	18	3.5	2.7	6	3	2.5
M3.5	× 0.6	**TC711226**	7	56	20	4	3	6	3	2.9
M4	× 0.7	**TC711246**	7	63	21	4.5	3.4	6	3	3.3
M5	× 0.8	**TC711286**	8	70	25	6	4.9	8	3	4.2
M6	× 1.0	**TC711316**	10	80	30	6	4.9	8	3	5
M7	× 1.0	**TC711346**	10	80	30	7	5.5	8	3	6
M8	× 1.25	**TC711366**	13	90	35	8	6.2	9	3	6.8
M9	× 1.25	**TC711396**	13	90	35	9	7	10	3	7.8
M10	× 1.5	**TC711426**	15	100	39	10	8	11	3	8.5
M11	× 1.5	**TC711466**	17	100	40	8	6.2	9	3	9.5
M12	× 1.75	**TC711506**	18	110	44	9	7	10	3	10.2
M14	× 2.0	**TC711546**	20	110	44	11	9	12	3	12
M16	× 2.0	**TC711606**	20	110	44	12	9	12	3	14
M18	× 2.5	**TC711656**	25	125	50	14	11	14	4	15.5
M20	× 2.5	**TC711706**	25	140	54	16	12	15	4	17.5
M22	× 2.5	**TC711746**	25	140	54	18	14.5	17	4	19.5
M24	× 3.0	**TC711786**	30	160	60	18	14.5	17	4	21
M27	× 3.0	**TC711866**	30	160	60	20	16	19	4	24
M30	× 3.5	**TC711946**	35	180	70	22	18	21	4	26.5

▶ DIN 371(M2~M10) and DIN 376(M11~M30)
▶ * DIN profile not ISO

◎ : Excellent ○ : Good

ISO	P											M			K					
Material Description	Non-alloy steel					Low alloy steel				High alloyed steel, and tool steel		Stainless steel			Grey cast iron		Nodular cast iron		Malleable cast iron	
VDI 3323	1	2	3	4	5	6	7	8	9	10	11	12	13	14	15	16	17	18	19	20
HRc		13	25	28	32	10	29	32	38	15	35	15	23	10	10	26	3	25		21
HB	125	190	250	270	300	180	275	300	350	200	325	200	240	180	180	260	160	250	130	230
Recommended	○	◎	◎	◎	○	◎	◎	○				○	○				◎	◎		

ISO	N										S							H			
Material Description	Aluminum-wrought alloy		Aluminum-cast, alloyed			Copper and Copper Alloys (Bronze / Brass)			Non Metallic Materials		Heat Resistant Super Alloys					Titanium Alloys		Hardened steel		Chilled Cast Iron	Hardened Cast Iron
VDI 3323	21	22	23	24	25	26	27	28	29	30	31	32	33	34	35	36	37	38	39	40	41
HRc											15	30	25	38	34			55	60	42	55
HB	60	100	75	90	130	110	90	100			200	280	250	350	320	400Rm	1050Rm	550	630	400	550
Recommended	○		○	○	◎	○		◎													

YG TAP GENERAL

TD711 SERIES

M ISO metric coarse threads DIN 13

Metrisches ISO-Gewinde DIN 13
ISO MÉTRIQUE DIN13
ISO Metrico passo grosso DIN 13

Machine taps
Maschinengewindebohrer

▶ Suitable for tapping blind holes due to special flute geometry and excellent chip evacuation.

▶ Geeignet zum Gewinden von Sacklöchern dank besonderer Nutengeometrie und ausgezeichneter Spanabfuhr.

DIN 371

DIN 376

Hole type
2.5×D

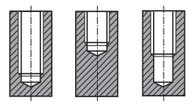

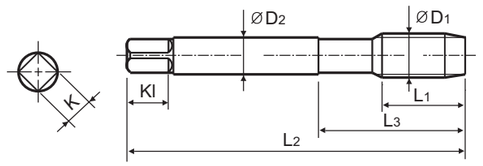

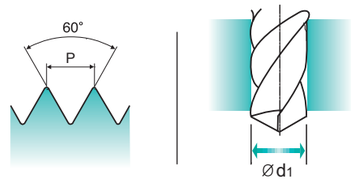

Material groups **GS** | HSS-E | DIN 371/376 | 6H | 60° | C | R40 | TiN | p.B307

Unit : mm

SIZE	Pitch	EDP No.	Thread Length	Overall Length	Neck Length	Shank Diameter	Square Size	Square Length	No. of Flute	Tapping Drill Diameter
ØD1	P	TiN	L1	L2	L3	ØD2	K	Kl	Z	Ød1
M2.2	× 0.45	**TD711156**	8	45	13	2.8	2.1	5	3	1.75
*M2.3	× 0.4	**TD711196**	8	45	13	2.8	2.1	5	3	1.9
M2.5	× 0.45	**TD711176**	9	50	15	2.8	2.1	5	3	2.05
*M2.6	× 0.45	**TD711496**	9	50	15	2.8	2.1	5	3	2.1
M3	× 0.5	**TD711206**	6	56	18	3.5	2.7	6	3	2.5
M4	× 0.7	**TD711246**	7	63	21	4.5	3.4	6	3	3.3
M4.5	× 0.75	**TD711266**	8	70	25	6	4.9	8	3	3.7
M5	× 0.8	**TD711286**	8	70	25	6	4.9	8	3	4.2
M6	× 1.0	**TD711316**	10	80	30	6	4.9	8	3	5
M7	× 1.0	**TD711346**	10	80	30	7	5.5	8	3	6
M8	× 1.25	**TD711366**	13	90	35	8	6.2	9	3	6.8
M9	× 1.25	**TD711396**	13	90	35	9	7	10	3	7.8
M10	× 1.5	**TD711426**	15	100	39	10	8	11	3	8.5
M11	× 1.5	**TD711466**	17	100	40	8	6.2	9	3	9.5
M12	× 1.75	**TD711506**	18	110	44	9	7	10	3	10.2
M14	× 2.0	**TD711546**	20	110	44	11	9	12	3	12
M16	× 2.0	**TD711606**	20	110	44	12	9	12	3	14
M18	× 2.5	**TD711656**	25	125	50	14	11	14	4	15.5
M20	× 2.5	**TD711706**	25	140	54	16	12	15	4	17.5
M22	× 2.5	**TD711746**	25	140	54	18	14.5	17	4	19.5
M24	× 3.0	**TD711786**	30	160	60	18	14.5	17	4	21
M30	× 3.5	**TD711946**	35	180	70	22	18	21	4	26.5

▶ DIN 371(M2~M10) and DIN 376(M11~M30)
▶ * DIN profile not ISO

◎ : Excellent ○ : Good

ISO	P											M			K					
Material Description	Non-alloy steel					Low alloy steel				High alloyed steel, and tool steel		Stainless steel			Grey cast iron		Nodular cast iron		Malleable cast iron	
VDI 3323	1	2	3	4	5	6	7	8	9	10	11	12	13	14	15	16	17	18	19	20
HRc		13	25	28	32	10	29	32	38	15	35	15	23	10	10	26	3	25		21
HB	125	190	250	270	300	180	275	300	350	200	325	200	240	180	180	260	160	250	130	230
Recommended	○	◎	◎	◎	○	◎	◎	○				○	○				◎	◎		

ISO	N										S							H			
Material Description	Aluminum-wrought alloy		Aluminum-cast, alloyed			Copper and Copper Alloys (Bronze / Brass)			Non Metallic Materials		Heat Resistant Super Alloys					Titanium Alloys		Hardened steel		Chilled Cast Iron	Hardened Cast Iron
VDI 3323	21	22	23	24	25	26	27	28	29	30	31	32	33	34	35	36	37	38	39	40	41
HRc												15	30	25	38	34		55	60	42	55
HB	60	100	75	90	130	110	90	100				200	280	250	350	320	400Rm	1050Rm	550	630	400	550
Recommended	○		○	○	◎	○		◎													

CARBIDE
HSS
THREAD MILL
SYNCHRO TAP
PRIME TAP
COMBO TAP
YG TAP STEEL
YG TAP CHIP BREAKER
YG TAP INOX
YG TAP CAST IRON
YG TAP HARDENED STEEL
YG TAP Ti Ni
YG TAP ALU
YG TAP FORMING
YG TAP GENERAL
PIPE TAP
STI TAP
NUT TAP

YG TAP GENERAL

TC411 SERIES

MF ISO metric fine threads DIN 13

Metrisches ISO-Feingewinde DIN 13
ISO MÉTRIQUE PAS FINS DIN13
ISO Metrico passo fine DIN 13

Machine taps
Maschinengewindebohrer

▶ Suitable for tapping blind holes due to special flute geometry and excellent chip evacuation.

▶ Geeignet zum Gewinden von Sacklöchern dank besonderer Nutengeometrie und ausgezeichneter Spanabfuhr.

DIN 374

Hole type
2.5×D

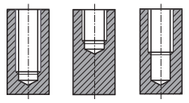

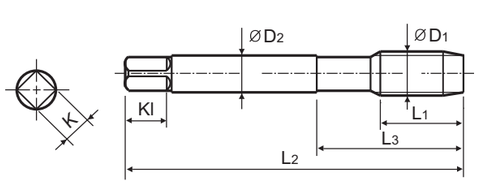

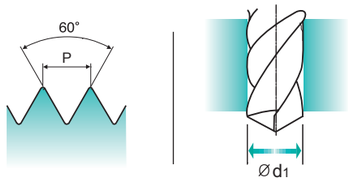

Material groups GS | HSS-E | DIN 374 | 6H | 60° | C | R40 | Bright | p.B307

Unit : mm

SIZE	Pitch	EDP No.	Thread Length	Overall Length	Neck Length	Shank Diameter	Square Size	Square Length	No. of Flute	Tapping Drill Diameter
ØD1	P	Bright	L1	L2	L3	ØD2	K	Kl	Z	Ød1
M4	× 0.5	**TC411256**	5	63	21	2.8	2.1	5	3	3.5
M5	× 0.5	**TC411296**	5	70	25	3.5	2.7	6	3	4.5
M6	× 0.75	**TC411326**	8	80	30	4.5	3.4	6	3	5.2
M6	× 0.5	**TC411336**	5	80	30	4.5	3.4	6	3	5.5
M7	× 0.75	**TC411356**	10	80	30	5.5	4.3	7	3	6.2
M8	× 1.0	**TC411376**	10	90	36	6	4.9	8	3	7
M8	× 0.75	**TC411386**	8	80	30	6	4.9	8	3	7.2
M8	× 0.5	**TC411936**	5	80	30	6	4.9	8	3	7.5
M10	× 1.25	**TC411436**	16	100	40	7	5.5	8	3	8.8
M10	× 1.0	**TC411446**	10	90	36	7	5.5	8	3	9
M10	× 0.75	**TC411456**	10	90	36	7	5.5	8	3	9.2
M12	× 1.5	**TC411516**	15	100	40	9	7	10	3	10.5
M12	× 1.0	**TC411536**	11	100	40	9	7	10	3	11
M14	× 1.5	**TC411556**	15	100	40	11	9	12	3	12.5
M14	× 1.25	**TC411566**	15	100	40	11	9	12	3	12.8
M14	× 1.0	**TC411576**	11	100	40	11	9	12	3	13
M16	× 1.5	**TC411616**	15	100	40	12	9	12	3	14.5
M16	× 1.0	**TC411626**	12	100	40	12	9	12	3	15
M18	× 1.5	**TC411676**	17	110	44	14	11	14	4	16.5
M18	× 1.0	**TC411686**	13	110	44	14	11	14	4	17

▶ NEXT PAGE

◎ : Excellent ○ : Good

ISO	P											M			K					
Material Description	Non-alloy steel					Low alloy steel				High alloyed steel, and tool steel		Stainless steel			Grey cast iron		Nodular cast iron		Malleable cast iron	
VDI 3323	1	2	3	4	5	6	7	8	9	10	11	12	13	14	15	16	17	18	19	20
HRc		13	25	28	32	10	29	32	38	15	35	15	23	10	10	26	3	25		21
HB	125	190	250	270	300	180	275	300	350	200	325	200	240	180	180	260	160	250	130	230
Recommended	○	◎	◎	◎	○	◎	◎	○				○	○				◎	◎		

ISO	N										S							H			
Material Description	Aluminum-wrought alloy		Aluminum-cast, alloyed			Copper and Copper Alloys (Bronze / Brass)			Non Metallic Materials		Heat Resistant Super Alloys					Titanium Alloys		Hardened steel		Chilled Cast Iron	Hardened Cast Iron
VDI 3323	21	22	23	24	25	26	27	28	29	30	31	32	33	34	35	36	37	38	39	40	41
HRc											15	30	25	38	34			55	60	42	55
HB	60	100	75	90	130	110	90	100			200	280	250	350	320	400Rm	1050Rm	550	630	400	550
Recommended	○		○	○	◎	○		◎													

YG TAP GENERAL

TC411 SERIES

MF ISO metric fine threads DIN 13

Metrisches ISO-Feingewinde DIN 13
ISO MÉTRIQUE PAS FINS DIN13
ISO Metrico passo fine DIN 13

Machine taps
Maschinengewindebohrer

▶ Suitable for tapping blind holes due to special flute geometry and excellent chip evacuation.

▶ Geeignet zum Gewinden von Sacklöchern dank besonderer Nutengeometrie und ausgezeichneter Spanabfuhr.

DIN 374

Hole type
2.5×D

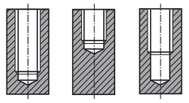

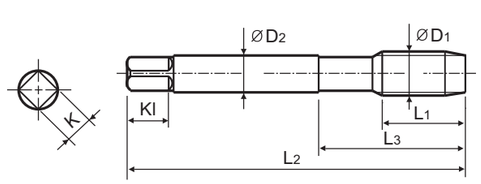

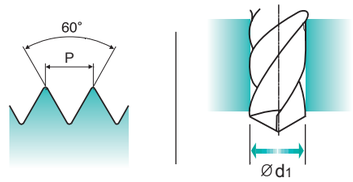

Material groups GS | HSS-E | DIN 374 | 6H | 60° | C | R40 | Bright | p.B307

Unit : mm

SIZE	Pitch	EDP No.	Thread Length	Overall Length	Neck Length	Shank Diameter	Square Size	Square Length	No. of Flute	Tapping Drill Diameter
ØD1	P	Bright	L1	L2	L3	ØD2	K	Kl	Z	Ød1
M20	× 1.5	**TC411726**	17	125	50	16	12	15	4	18.5
M22	× 1.5	**TC411766**	17	125	50	18	14.5	17	4	20.5
M22	× 1.0	**TC411776**	14	125	50	18	14.5	17	4	21
M24	× 2.0	**TC411796**	20	140	54	18	14.5	17	4	22
M24	× 1.5	**TC411806**	20	140	54	18	14.5	17	4	22.5
M26	× 1.5	**TC411856**	20	140	54	18	14.5	17	4	24.5
M27	× 2.0	**TC411876**	20	140	54	20	16	19	4	25
M28	× 1.5	**TC411916**	20	140	54	20	16	19	4	26.5
M30	× 2.0	**TC411966**	22	150	57	22	18	21	4	28
M30	× 1.5	**TC411976**	22	150	57	22	18	21	4	28.5

◎ : Excellent ○ : Good

ISO	P											M			K					
Material Description	Non-alloy steel					Low alloy steel				High alloyed steel, and tool steel		Stainless steel			Grey cast iron		Nodular cast iron		Malleable cast iron	
VDI 3323	1	2	3	4	5	6	7	8	9	10	11	12	13	14	15	16	17	18	19	20
HRc		13	25	28	32	10	29	32	38	15	35	15	23	10	10	26	3	25		21
HB	125	190	250	270	300	180	275	300	350	200	325	200	240	180	180	260	160	250	130	230
Recommended	○	◎	◎	◎	○	◎	◎	○				○	○				◎	◎		

ISO	N										S							H			
Material Description	Aluminum-wrought alloy		Aluminum-cast, alloyed			Copper and Copper Alloys (Bronze / Brass)			Non Metallic Materials		Heat Resistant Super Alloys					Titanium Alloys		Hardened steel		Chilled Cast Iron	Hardened Cast Iron
VDI 3323	21	22	23	24	25	26	27	28	29	30	31	32	33	34	35	36	37	38	39	40	41
HRc											15	30	25	38	34			55	60	42	55
HB	60	100	75	90	130	110	90	100			200	280	250	350	320	400Rm	1050Rm	550	630	400	550
Recommended	○		○	○	◎	○		◎													

YG TAP GENERAL

TD411 SERIES

MF

ISO metric fine threads DIN 13

Metrisches ISO-Feingewinde DIN 13
ISO MÉTRIQUE PAS FINS DIN13
ISO Metrico passo fine DIN 13

Machine taps
Maschinengewindebohrer

▶ Suitable for tapping blind holes due to special flute geometry and excellent chip evacuation.

▶ Geeignet zum Gewinden von Sacklöchern dank besonderer Nutengeometrie und ausgezeichneter Spanabfuhr.

DIN 374

Hole type
2.5×D

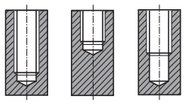

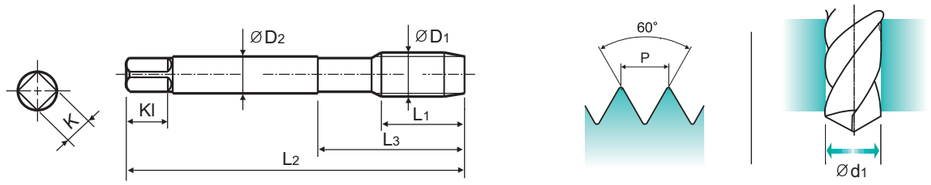

Material groups **GS** | HSS-E | DIN 374 | 6H | 60° | C | R40 | TiN | p.B307

Unit : mm

SIZE	Pitch	EDP No.	Thread Length	Overall Length	Neck Length	Shank Diameter	Square Size	Square Length	No. of Flute	Tapping Drill Diameter
ØD1	P	TiN	L1	L2	L3	ØD2	K	Kl	Z	Ød1
M4	× 0.5	**TD411256**	5	63	21	2.8	2.1	5	3	3.5
M6	× 0.75	**TD411326**	8	80	30	4.5	3.4	6	3	5.2
M6	× 0.5	**TD411336**	5	80	30	4.5	3.4	6	3	5.5
M7	× 0.75	**TD411356**	10	80	30	5.5	4.3	7	3	6.2
M8	× 1.0	**TD411376**	10	90	36	6	4.9	8	3	7
M8	× 0.5	**TD411936**	5	80	30	6	4.9	8	3	7.5
M10	× 1.25	**TD411436**	16	100	40	7	5.5	8	3	8.8
M10	× 1.0	**TD411446**	10	90	36	7	5.5	8	3	9
M12	× 1.5	**TD411516**	15	100	40	9	7	10	3	10.5
M12	× 1.0	**TD411536**	11	100	40	9	7	10	3	11
M14	× 1.5	**TD411556**	15	100	40	11	9	12	3	12.5
M16	× 1.5	**TD411616**	15	100	40	12	9	12	3	14.5
M16	× 1.0	**TD411626**	12	100	40	12	9	12	3	15
M18	× 1.5	**TD411676**	17	110	44	14	11	14	4	16.5
M18	× 1.0	**TD411686**	13	110	44	14	11	14	4	17
M30	× 2.0	**TD411966**	22	150	57	22	18	21	4	28

◎ : Excellent ○ : Good

ISO	P											M			K					
Material Description	Non-alloy steel					Low alloy steel				High alloyed steel, and tool steel		Stainless steel			Grey cast iron		Nodular cast iron		Malleable cast iron	
VDI 3323	1	2	3	4	5	6	7	8	9	10	11	12	13	14	15	16	17	18	19	20
HRc		13	25	28	32	10	29	32	38	15	35	15	23	10	10	26	3	25		21
HB	125	190	250	270	300	180	275	300	350	200	325	200	240	180	180	260	160	250	130	230
Recommended	○	◎	◎	◎	○	◎	◎	○				○	○				◎	◎		

ISO	N										S							H			
Material Description	Aluminum-wrought alloy		Aluminum-cast, alloyed			Copper and Copper Alloys (Bronze / Brass)			Non Metallic Materials		Heat Resistant Super Alloys					Titanium Alloys		Hardened steel		Chilled Cast Iron	Hardened Cast Iron
VDI 3323	21	22	23	24	25	26	27	28	29	30	31	32	33	34	35	36	37	38	39	40	41
HRc											15	30	25	38	34			55	60	42	55
HB	60	100	75	90	130	110	90	100			200	280	250	350	320	400Rm	1050Rm	550	630	400	550
Recommended	○		○	○	◎	○		◎													

phone:+82-32-526-0909, www.yg1.solutions, E-mail:yg1@yg1.solutions
YG-1 CO., LTD.

YG TAP GENERAL

TC144 SERIES

UNC

Unified coarse threads

Unified Grobgewinde
UNC
Unificato passo grosso

Machine taps
Maschinengewindebohrer

▶ Suitable for tapping blind holes due to special flute geometry and excellent chip evacuation.

▶ Geeignet zum Gewinden von Sacklöchern dank besonderer Nutengeometrie und ausgezeichneter Spanabfuhr.

DIN 371

DIN 376

Hole type
2.5×D

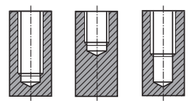

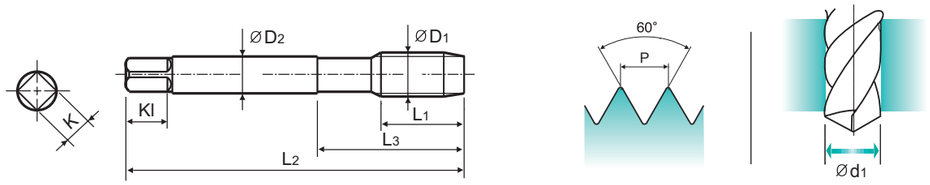

Material groups **GS** | HSS-E | DIN 371/376 | 2B | 60° | C | R40 | Bright | p.B307

Unit : mm

SIZE	TPI	EDP No.	Thread Length	Overall Length	Neck Length	Shank Diameter	Square Size	Square Length	No. of Flute	Tapping Drill Diameter
ØD1		Bright	L1	L2	L3	ØD2	K	Kl	Z	Ød1
#4	-40UNC	**TC144162**	6	56	18	3.5	2.7	6	3	2.3
#5	-40UNC	**TC144202**	7	56	18	3.5	2.7	6	3	2.6
#6	-32UNC	**TC144242**	7	56	20	4	3	6	3	2.85
#8	-32UNC	**TC144282**	8	63	21	4.5	3.4	6	3	3.5
#10	-24UNC	**TC144322**	10	70	25	6	4.9	8	3	3.9
#12	-24UNC	**TC144362**	10	80	30	6	4.9	8	3	4.5
1/4	-20UNC	**TC144402**	13	80	30	7	5.5	8	3	5.2
5/16	-18UNC	**TC144442**	14	90	35	8	6.2	9	3	6.6
3/8	-16UNC	**TC144482**	16	100	39	9	7	10	3	8
7/16	-14UNC	**TC144522**	17	100	40	8	6.2	9	3	9.4
1/2	-13UNC	**TC144562**	20	110	44	9	7	10	3	10.75
9/16	-12UNC	**TC144602**	20	110	44	11	9	12	3	12.25
5/8	-11UNC	**TC144642**	22	110	44	12	9	12	3	13.5
3/4	-10UNC	**TC144702**	25	125	50	14	11	14	4	16.5
7/8	- 9UNC	**TC144742**	27	140	54	18	14.5	17	4	19.5
1	- 8UNC	**TC144782**	30	160	60	20	16	19	4	22.25
1-1/8	- 7UNC	**TC144822**	35	180	65	22	18	21	4	25

▶ DIN 371(#4~3/8) and DIN 376(7/16~1-1/8)

◎ : Excellent ○ : Good

ISO	P											M			K					
Material Description	Non-alloy steel					Low alloy steel				High alloyed steel, and tool steel		Stainless steel			Grey cast iron		Nodular cast iron		Malleable cast iron	
VDI 3323	1	2	3	4	5	6	7	8	9	10	11	12	13	14	15	16	17	18	19	20
HRc		13	25	28	32	10	29	32	38	15	35	15	23	10	10	26	3	25		21
HB	125	190	250	270	300	180	275	300	350	200	325	200	240	180	180	260	160	250	130	230
Recommended	○	◎	◎	◎	○	◎	◎	○				○	○				◎	◎		

ISO	N										S							H			
Material Description	Aluminum-wrought alloy		Aluminum-cast, alloyed			Copper and Copper Alloys (Bronze / Brass)			Non Metallic Materials		Heat Resistant Super Alloys					Titanium Alloys		Hardened steel		Chilled Cast Iron	Hardened Cast Iron
VDI 3323	21	22	23	24	25	26	27	28	29	30	31	32	33	34	35	36	37	38	39	40	41
HRc											15	30	25	38	34			55	60	42	55
HB	60	100	75	90	130	110	90	100			200	280	250	350	320	400Rm	1050Rm	550	630	400	550
Recommended	○		○	○	◎	○		◎													

YG-1 CO., LTD.
phone:+82-32-526-0909, www.yg1.solutions, E-mail:yg1@yg1.solutions

CARBIDE
HSS
THREAD MILL
SYNCHRO TAP
PRIME TAP
COMBO TAP
YG TAP STEEL
YG TAP CHIP BREAKER
YG TAP INOX
YG TAP CAST IRON
YG TAP HARDENED STEEL
YG TAP Ti Ni
YG TAP ALU
YG TAP FORMING
YG TAP GENERAL
PIPE TAP
STI TAP
NUT TAP

YG TAP GENERAL

TC124 SERIES

UNF

Unified fine threads

Unified Feingewinde
UNF
Unificato passo fine

Machine taps
Maschinengewindebohrer

▶ Suitable for tapping blind holes due to special flute geometry and excellent chip evacuation.

▶ Geeignet zum Gewinden von Sacklöchern dank besonderer Nutengeometrie und ausgezeichneter Spanabfuhr.

DIN 371

DIN 374

Hole type
2.5×D

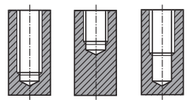

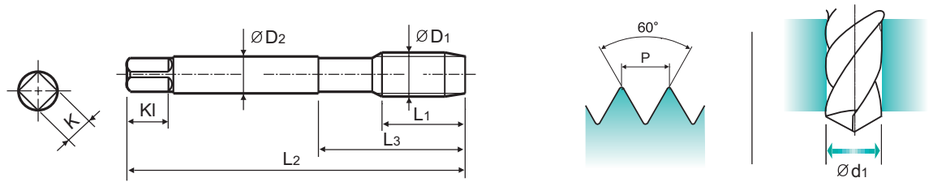

Material groups GS | HSS-E | DIN 371/374 | 2B | 60° | C | R40 | Bright | p.B307

Unit : mm

SIZE	TPI	EDP No.	Thread Length	Overall Length	Neck Length	Shank Diameter	Square Size	Square Length	No. of Flute	Tapping Drill Diameter
ØD1		Bright	L1	L2	L3	ØD2	K	Kl	Z	Ød1
#5	- 44UNF	**TC124222**	7	56	18	3.5	2.7	6	3	2.7
1/4	- 28UNF	**TC124422**	10	80	30	7	5.5	8	3	5.5
5/16	- 24UNF	**TC124462**	10	90	35	8	6.2	9	3	6.9
3/8	- 24UNF	**TC124502**	10	100	39	9	7	10	3	8.5
7/16	- 20UNF	**TC124542**	13	100	40	8	6.2	9	3	9.9
1/2	- 20UNF	**TC124582**	13	100	40	9	7	10	3	11.5
9/16	- 18UNF	**TC124622**	15	100	40	11	9	12	3	12.9
5/8	- 18UNF	**TC124662**	15	100	40	12	9	12	3	14.5
3/4	- 16UNF	**TC124722**	17	110	44	14	11	14	4	17.5
7/8	- 14UNF	**TC124762**	17	125	50	18	14.5	17	4	20.5

▶ DIN 371(#4~3/8) and DIN 374(7/16~1-1/8)

◎ : Excellent ○ : Good

ISO	P											M			K					
Material Description	Non-alloy steel					Low alloy steel				High alloyed steel, and tool steel		Stainless steel			Grey cast iron		Nodular cast iron		Malleable cast iron	
VDI 3323	1	2	3	4	5	6	7	8	9	10	11	12	13	14	15	16	17	18	19	20
HRc		13	25	28	32	10	29	32	38	15	35	15	23	10	10	26	3	25		21
HB	125	190	250	270	300	180	275	300	350	200	325	200	240	180	180	260	160	250	130	230
Recommended	○	◎	◎	◎	○	◎	◎	○				○	○				◎	◎		

ISO	N										S							H			
Material Description	Aluminum-wrought alloy		Aluminum-cast, alloyed			Copper and Copper Alloys (Bronze / Brass)			Non Metallic Materials		Heat Resistant Super Alloys					Titanium Alloys		Hardened steel		Chilled Cast Iron	Hardened Cast Iron
VDI 3323	21	22	23	24	25	26	27	28	29	30	31	32	33	34	35	36	37	38	39	40	41
HRc											15	30	25	38	34			55	60	42	55
HB	60	100	75	90	130	110	90	100			200	280	250	350	320	400Rm	1050Rm	550	630	400	550
Recommended	○		○	○	◎	○		◎													

YG TAP GENERAL

TC134 SERIES

BSW

Whitworth threads

Whitworth Gewinde
BSW
Unificato passo grosso

Machine taps
Maschinengewindebohrer

▶ Suitable for tapping blind holes due to special flute geometry and excellent chip evacuation.

▶ Geeignet zum Gewinden von Sacklöchern dank besonderer Nutengeometrie und ausgezeichneter Spanabfuhr.

DIN 2182

DIN 2183

Hole type
2.5×D

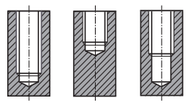

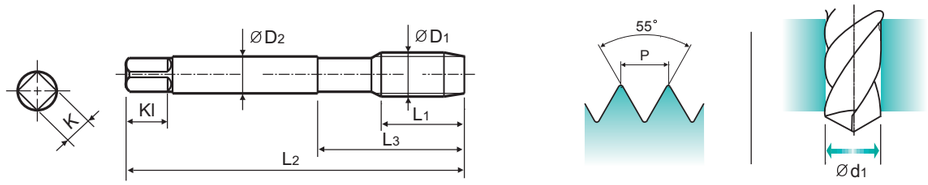

Material groups GS | HSS-E | DIN 2182/2183 | 55° | C | R40 | Bright | p.B307

Unit : mm

SIZE	TPI	EDP No.	Thread Length	Overall Length	Neck Length	Shank Diameter	Square Size	Square Length	No. of Flute	Tapping Drill Diameter
ØD1		Bright	L1	L2	L3	ØD2	K	Kl	Z	Ød1
W1/8	- 40	**TC134200**	7	56	18	3.5	2.7	6	3	2.5
W5/32	- 32	**TC134280**	7	63	21	4.5	3.4	6	3	3.1
W3/16	- 24	**TC134320**	10	70	25	6	4.9	8	3	3.6
W7/32	- 24	**TC134360**	10	80	30	6	4.9	8	3	4.4
W1/4	- 20	**TC134400**	13	80	30	7	5.5	8	3	5.1
W5/16	- 18	**TC134440**	14	90	35	8	6.2	9	3	6.5
W3/8	- 16	**TC134480**	16	100	39	9	7	10	3	7.9
W7/16	- 14	**TC134520**	17	100	40	8	6.2	9	3	9.3
W9/16	- 12	**TC134600**	20	110	44	11	9	12	3	12
W5/8	- 11	**TC134640**	22	110	40	12	9	12	3	13.5
W3/4	- 10	**TC134700**	25	125	50	14	11	14	4	16.5
W7/8	- 9	**TC134740**	27	140	54	18	14.5	17	4	19.25
W1	- 8	**TC134780**	30	160	60	20	16	19	4	22
W1-1/8	- 7	**TC134820**	35	180	65	22	18	21	4	24.75

▶ DIN 2182(W1/8~W3/8) and DIN 2183(W7/16~W1-1/8)

◎ : Excellent ○ : Good

ISO	P											M			K					
Material Description	Non-alloy steel					Low alloy steel				High alloyed steel, and tool steel		Stainless steel			Grey cast iron		Nodular cast iron		Malleable cast iron	
VDI 3323	1	2	3	4	5	6	7	8	9	10	11	12	13	14	15	16	17	18	19	20
HRc		13	25	28	32	10	29	32	38	15	35	15	23	10	10	26	3	25		21
HB	125	190	250	270	300	180	275	300	350	200	325	200	240	180	180	260	160	250	130	230
Recommended	○	◎	◎	◎	○	◎	◎	○				○	○				◎	◎		

ISO	N										S							H			
Material Description	Aluminum-wrought alloy		Aluminum-cast, alloyed			Copper and Copper Alloys (Bronze / Brass)			Non Metallic Materials		Heat Resistant Super Alloys					Titanium Alloys		Hardened steel		Chilled Cast Iron	Hardened Cast Iron
VDI 3323	21	22	23	24	25	26	27	28	29	30	31	32	33	34	35	36	37	38	39	40	41
HRc											15	30	25	38	34			55	60	42	55
HB	60	100	75	90	130	110	90	100			200	280	250	350	320	400Rm	1050Rm	550	630	400	550
Recommended	○		○	○	◎	○		◎													

CARBIDE
HSS
THREAD MILL
SYNCHRO TAP
PRIME TAP
COMBO TAP
YG TAP STEEL
YG TAP CHIP BREAKER
YG TAP INOX
YG TAP CAST IRON
YG TAP HARDENED STEEL
YG TAP Ti Ni
YG TAP ALU
YG TAP FORMING
YG TAP GENERAL
PIPE TAP
STI TAP
NUT TAP

YG TAP GENERAL

TC517 SERIES

M ISO metric coarse threads DIN 13

Metrisches ISO-Gewinde DIN 13
ISO MÉTRIQUE DIN13
ISO Metrico passo grosso DIN 13

Machine taps
Maschinengewindebohrer

▶ Suitable for tapping blind holes due to special flute geometry and excellent chip evacuation.

▶ Geeignet zum Gewinden von Sacklöchern dank besonderer Nutengeometrie und ausgezeichneter Spanabfuhr.

DIN 371

DIN 376

Hole type
2.5×D

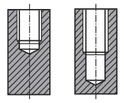

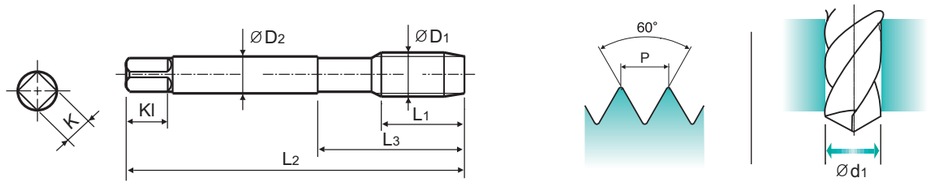

Material groups **GS** | HSS-E | DIN 371/376 | 6H | 60° | C | R20 | Bright | p.B307

Unit : mm

SIZE	Pitch	EDP No.	Thread Length	Overall Length	Neck Length	Shank Diameter	Square Size	Square Length	No. of Flute	Tapping Drill Diameter
ØD1	P	Bright	L1	L2	L3	ØD2	K	Kl	Z	Ød1
M2	× 0.4	**TC517136**	8	45	13	2.8	2.1	5	3	1.6
M2.2	× 0.45	**TC517156**	8	45	13	2.8	2.1	5	3	1.75
M2.5	× 0.45	**TC517176**	9	50	15	2.8	2.1	5	3	2.05
*M2.6	× 0.45	**TC517496**	9	50	15	2.8	2.1	5	3	2.1
M3	× 0.5	**TC517206**	6	56	18	3.5	2.7	6	3	2.5
M4	× 0.7	**TC517246**	7	63	21	4.5	3.4	6	3	3.3
M5	× 0.8	**TC517286**	8	70	25	6	4.9	8	3	4.2
M6	× 1.0	**TC517316**	10	80	30	6	4.9	8	3	5
M7	× 1.0	**TC517346**	10	80	30	7	5.5	8	3	6
M8	× 1.25	**TC517366**	13	90	35	8	6.2	9	3	6.8
M10	× 1.5	**TC517426**	15	100	39	10	8	11	3	8.5
M12	× 1.75	**TC517506**	18	110	44	9	7	10	3	10.2
M14	× 2.0	**TC517546**	20	110	44	11	9	12	3	12
M16	× 2.0	**TC517606**	20	110	44	12	9	12	3	14
M18	× 2.5	**TC517656**	25	125	50	14	11	14	4	15.5
M22	× 2.5	**TC517746**	25	140	54	18	14.5	17	4	19.5
M24	× 3.0	**TC517786**	30	160	60	18	14.5	17	4	21

▶ DIN 371(M2~M10) and DIN 376(M11~M30)
▶ * DIN profile not ISO

◎ : Excellent ○ : Good

ISO	P											M			K					
Material Description	Non-alloy steel					Low alloy steel				High alloyed steel, and tool steel		Stainless steel			Grey cast iron		Nodular cast iron		Malleable cast iron	
VDI 3323	1	2	3	4	5	6	7	8	9	10	11	12	13	14	15	16	17	18	19	20
HRc		13	25	28	32	10	29	32	38	15	35	15	23	10	10	26	3	25		21
HB	125	190	250	270	300	180	275	300	350	200	325	200	240	180	180	260	160	250	130	230
Recommended	○	◎	◎	◎	○	◎	◎	○				○	○				◎	◎		

ISO	N										S							H		
Material Description	Aluminum-wrought alloy		Aluminum-cast, alloyed			Copper and Copper Alloys (Bronze / Brass)			Non Metallic Materials		Heat Resistant Super Alloys					Titanium Alloys		Hardened steel	Chilled Cast Iron	Hardened Cast Iron
VDI 3323	21	22	23	24	25	26	27	28	29	30	31	32	33	34	35	36	37	38	39	40	41
HRc											15	30	25	38	34			55	60	42	55
HB	60	100	75	90	130	110	90	100			200	280	250	350	320	400Rm	1050Rm	550	630	400	550
Recommended	○		○	○	◎	○		◎													

YG TAP GENERAL

TC612 SERIES

M ISO metric coarse threads DIN 13

Metrisches ISO-Gewinde DIN 13
ISO MÉTRIQUE DIN13
ISO Metrico passo grosso DIN 13

Machine taps
Maschinengewindebohrer

▶ Suitable for tapping blind holes due to special flute geometry and excellent chip evacuation.

▶ Geeignet zum Gewinden von Sacklöchern dank besonderer Nutengeometrie und ausgezeichneter Spanabfuhr.

DIN 352

Hole type
2.5×D

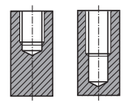

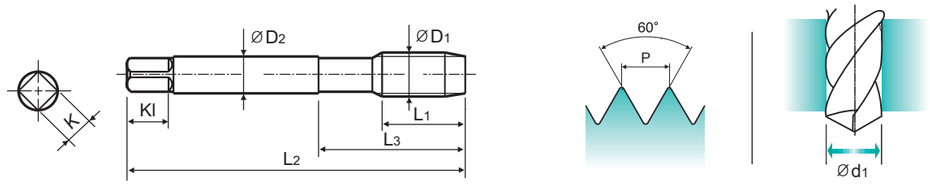

Material groups **GS** | HSS-E | DIN 352 | 6H | 60° | C | R20 | Bright | p.B307

Unit : mm

SIZE	Pitch	EDP No.	Thread Length	Overall Length	Neck Length	Shank Diameter	Square Size	Square Length	No. of Flute	Tapping Drill Diameter
ØD1	P	Bright	L1	L2	L3	ØD2	K	Kl	Z	Ød1
M3	× 0.5	**TC612206**	11	40	18	3.5	2.7	6	3	2.5
M4	× 0.7	**TC612246**	13	45	21	4.5	3.4	6	3	3.3
M5	× 0.8	**TC612286**	16	52	26	6	4.9	8	3	4.2
M6	× 1.0	**TC612316**	18	56	27	6	4.9	8	3	5
M8	× 1.25	**TC612366**	20	63	34	6	4.9	8	3	6.8
M10	× 1.5	**TC612426**	22	70	38	7	5.5	8	3	8.5
M12	× 1.75	**TC612506**	24	80	45	9	7	10	3	10.2
M14	× 2.0	**TC612546**	26	80	45	11	9	12	3	12
M16	× 2.0	**TC612606**	27	80	45	12	9	12	3	14
M20	× 2.5	**TC612706**	32	95	58	16	12	15	4	17.5

◎ : Excellent ○ : Good

ISO	P											M			K					
Material Description	Non-alloy steel					Low alloy steel				High alloyed steel, and tool steel		Stainless steel			Grey cast iron		Nodular cast iron		Malleable cast iron	
VDI 3323	1	2	3	4	5	6	7	8	9	10	11	12	13	14	15	16	17	18	19	20
HRc		13	25	28	32	10	29	32	38	15	35	15	23	10	10	26	3	25		21
HB	125	190	250	270	300	180	275	300	350	200	325	200	240	180	180	260	160	250	130	230
Recommended	○	◎	◎	◎	○	◎	◎	○				○	○				◎	◎		

ISO	N										S							H		
Material Description	Aluminum-wrought alloy		Aluminum-cast, alloyed			Copper and Copper Alloys (Bronze / Brass)			Non Metallic Materials		Heat Resistant Super Alloys					Titanium Alloys		Hardened steel	Chilled Cast Iron	Hardened Cast Iron
VDI 3323	21	22	23	24	25	26	27	28	29	30	31	32	33	34	35	36	37	38	39	40	41
HRc											15	30	25	38	34			55	60	42	55
HB	60	100	75	90	130	110	90	100			200	280	250	350	320	400Rm	1050Rm	550	630	400	550
Recommended	○		○	○	◎	○		◎													

CARBIDE
HSS
THREAD MILL
SYNCHRO TAP
PRIME TAP
COMBO TAP
YG TAP STEEL
YG TAP CHIP BREAKER
YG TAP INOX
YG TAP CAST IRON
YG TAP HARDENED STEEL
YG TAP Ti Ni
YG TAP ALU
YG TAP FORMING
YG TAP GENERAL
PIPE TAP
STI TAP
NUT TAP

YG TAP GENERAL

TC127 SERIES

M ISO metric coarse threads DIN 13

Metrisches ISO-Gewinde DIN 13
ISO MÉTRIQUE DIN13
ISO Metrico passo grosso DIN 13

Machine taps
Maschinengewindebohrer

▶ Suitable for through hole in more cutting speed than other taps due to thick web.

▶ Geeignet für Durchgangslöcher in höherer Schnittgeschwindigkeit als bei anderen Gewindebohrern dank größerer Kerndicke.

DIN 371

Hole type
3.0×D

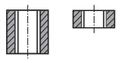

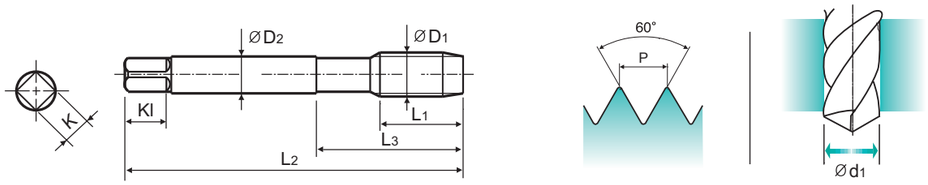

Material groups **GS** | HSS-E | DIN 371 | 6H | 60° | B | Bright

p.B307

Unit : mm

SIZE	Pitch	EDP No.	Thread Length	Overall Length	Neck Length	Shank Diameter	Square Size	Square Length	No. of Flute	Tapping Drill Diameter
ØD1	P	Bright	L1	L2	L3	ØD2	K	Kl	Z	Ød1
M2	× 0.4	**TC127136**	8	45	13	2.8	2.1	5	3	1.6
M2.2	× 0.45	**TC127156**	8	45	13	2.8	2.1	5	3	1.75
*M2.3	× 0.4	**TC127196**	8	45	13	2.8	2.1	5	3	1.9
M2.5	× 0.45	**TC127176**	9	50	15	2.8	2.1	5	3	2.05
*M2.6	× 0.45	**TC127496**	9	50	15	2.8	2.1	5	3	2.1
M3	× 0.5	**TC127206**	11	56	18	3.5	2.7	6	3	2.5
M3.5	× 0.6	**TC127226**	12	56	20	4	3	6	3	2.9
M4	× 0.7	**TC127246**	13	63	21	4.5	3.4	6	3	3.3
M4.5	× 0.75	**TC127266**	14	70	25	6	4.9	8	3	3.7
M5	× 0.8	**TC127286**	15	70	25	6	4.9	8	3	4.2
M6	× 1.0	**TC127316**	17	80	30	6	4.9	8	3	5
M7	× 1.0	**TC127346**	17	80	30	7	5.5	8	3	6
M8	× 1.25	**TC127366**	20	90	35	8	6.2	9	3	6.8
M9	× 1.25	**TC127396**	20	90	35	9	7	10	3	7.8
M10	× 1.5	**TC127426**	22	100	39	10	8	11	3	8.5
M11	× 1.5	**TC127466**	22	100	39	11	9	12	3	9.5
M12	× 1.75	**TC127506**	24	110	44	12	9	12	3	10.2

▶ * DIN profile not ISO

◎ : Excellent ○ : Good

ISO	P											M			K					
Material Description	Non-alloy steel					Low alloy steel				High alloyed steel, and tool steel		Stainless steel			Grey cast iron		Nodular cast iron		Malleable cast iron	
VDI 3323	1	2	3	4	5	6	7	8	9	10	11	12	13	14	15	16	17	18	19	20
HRc		13	25	28	32	10	29	32	38	15	35	15	23	10	10	26	3	25		21
HB	125	190	250	270	300	180	275	300	350	200	325	200	240	180	180	260	160	250	130	230
Recommended	○	◎	◎	◎	○	◎	◎	○				○	○				◎	◎		

ISO	N										S							H			
Material Description	Aluminum-wrought alloy		Aluminum-cast, alloyed			Copper and Copper Alloys (Bronze / Brass)			Non Metallic Materials		Heat Resistant Super Alloys					Titanium Alloys		Hardened steel		Chilled Cast Iron	Hardened Cast Iron
VDI 3323	21	22	23	24	25	26	27	28	29	30	31	32	33	34	35	36	37	38	39	40	41
HRc											15	30	25	38	34			55	60	42	55
HB	60	100	75	90	130	110	90	100			200	280	250	350	320	400Rm	1050Rm	550	630	400	550
Recommended	○		○	○	◎	○		◎													

phone:+82-32-526-0909, www.yg1.solutions, E-mail:yg1@yg1.solutions
YG-1 CO., LTD.

YG TAP GENERAL

TD127 SERIES

M ISO metric coarse threads DIN 13

Metrisches ISO-Gewinde DIN 13
ISO MÉTRIQUE DIN13
ISO Metrico passo grosso DIN 13

Machine taps
Maschinengewindebohrer

▶ Suitable for through hole in more cutting speed than other taps due to thick web.

▶ Geeignet für Durchgangslöcher in höherer Schnittgeschwindigkeit als bei anderen Gewindebohrern dank größerer Kerndicke.

DIN 371

Hole type
3.0×D

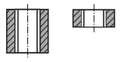

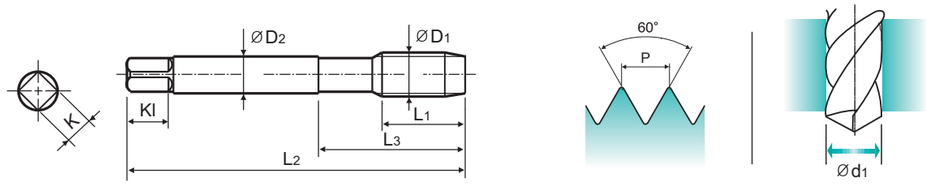

Material groups **GS** | HSS-E | DIN 371 | 6H | 60° | B | TiN

p.B307

Unit : mm

SIZE	Pitch	EDP No.	Thread Length	Overall Length	Neck Length	Shank Diameter	Square Size	Square Length	No. of Flute	Tapping Drill Diameter
ØD1	P	TiN	L1	L2	L3	ØD2	K	Kl	Z	Ød1
M2	× 0.4	**TD127136**	8	45	13	2.8	2.1	5	3	1.6
M2.5	× 0.45	**TD127176**	9	50	15	2.8	2.1	5	3	2.05
M3	× 0.5	**TD127206**	11	56	18	3.5	2.7	6	3	2.5
M3.5	× 0.6	**TD127226**	12	56	20	4	3	6	3	2.9
M4	× 0.7	**TD127246**	13	63	21	4.5	3.4	6	3	3.3
M4.5	× 0.75	**TD127266**	14	70	25	6	4.9	8	3	3.7
M5	× 0.8	**TD127286**	15	70	25	6	4.9	8	3	4.2
M6	× 1.0	**TD127316**	17	80	30	6	4.9	8	3	5
M7	× 1.0	**TD127346**	17	80	30	7	5.5	8	3	6
M8	× 1.25	**TD127366**	20	90	35	8	6.2	9	3	6.8
M9	× 1.25	**TD127396**	20	90	35	9	7	10	3	7.8
M10	× 1.5	**TD127426**	22	100	39	10	8	11	3	8.5
M12	× 1.75	**TD127506**	24	110	44	12	9	12	3	10.2

▶ *DIN profile not ISO

◎ : Excellent ○ : Good

ISO	P											M			K					
Material Description	Non-alloy steel					Low alloy steel				High alloyed steel, and tool steel		Stainless steel			Grey cast iron		Nodular cast iron		Malleable cast iron	
VDI 3323	1	2	3	4	5	6	7	8	9	10	11	12	13	14	15	16	17	18	19	20
HRc		13	25	28	32	10	29	32	38	15	35	15	23	10	10	26	3	25		21
HB	125	190	250	270	300	180	275	300	350	200	325	200	240	180	180	260	160	250	130	230
Recommended	○	◎	◎	◎	○	◎	◎	○				○	○				◎	◎		

ISO	N										S							H			
Material Description	Aluminum-wrought alloy		Aluminum-cast, alloyed			Copper and Copper Alloys (Bronze / Brass)			Non Metallic Materials		Heat Resistant Super Alloys					Titanium Alloys		Hardened steel		Chilled Cast Iron	Hardened Cast Iron
VDI 3323	21	22	23	24	25	26	27	28	29	30	31	32	33	34	35	36	37	38	39	40	41
HRc											15	30	25	38	34			55	60	42	55
HB	60	100	75	90	130	110	90	100			200	280	250	350	320	400Rm	1050Rm	550	630	400	550
Recommended	○		○	○	◎	○		◎													

YG-1 CO., LTD.
phone:+82-32-526-0909, www.yg1.solutions, E-mail:yg1@yg1.solutions

YG TAP GENERAL

TC122 SERIES

M ISO metric coarse threads DIN 13

Metrisches ISO-Gewinde DIN 13
ISO MÉTRIQUE DIN13
ISO Metrico passo grosso DIN 13

Machine taps
Maschinengewindebohrer

▶ Suitable for through hole in more cutting speed than other taps due to thick web.

▶ Geeignet für Durchgangslöcher in höherer Schnittgeschwindigkeit als bei anderen Gewindebohrern dank größerer Kerndicke.

DIN 352

Hole type
3.0×D

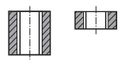

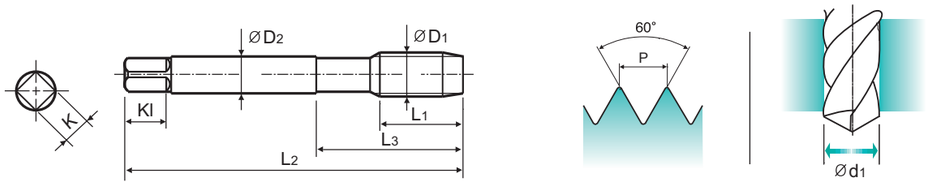

Material groups GS | HSS-E | DIN 352 | 6H | 60° | B | Bright

p.B307

Unit : mm

SIZE	Pitch	EDP No.	Thread Length	Overall Length	Neck Length	Shank Diameter	Square Size	Square Length	No. of Flute	Tapping Drill Diameter
ØD1	P	Bright	L1	L2	L3	ØD2	K	Kl	Z	Ød1
M3	× 0.5	**TC122206**	11	40	18	3.5	2.7	6	3	2.5
M4	× 0.7	**TC122246**	13	45	21	4.5	3.4	6	3	3.3
M5	× 0.8	**TC122286**	16	52	26	6	4.9	8	3	4.2
M6	× 1.0	**TC122316**	18	56	27	6	4.9	8	3	5
M8	× 1.25	**TC122366**	20	63	34	6	4.9	8	3	6.8
M10	× 1.5	**TC122426**	22	70	38	7	5.5	8	3	8.5
M12	× 1.75	**TC122506**	24	80	45	9	7	10	3	10.2
M14	× 2.0	**TC122546**	26	80	45	11	9	12	3	12
M16	× 2.0	**TC122606**	27	80	45	12	9	12	3	14

◎ : Excellent ○ : Good

ISO	P											M			K					
Material Description	Non-alloy steel					Low alloy steel				High alloyed steel, and tool steel		Stainless steel			Grey cast iron		Nodular cast iron		Malleable cast iron	
VDI 3323	1	2	3	4	5	6	7	8	9	10	11	12	13	14	15	16	17	18	19	20
HRc		13	25	28	32	10	29	32	38	15	35	15	23	10	10	26	3	25		21
HB	125	190	250	270	300	180	275	300	350	200	325	200	240	180	180	260	160	250	130	230
Recommended	○	◎	◎	◎	○	◎	◎	○				○	○				◎	◎		

ISO	N										S							H			
Material Description	Aluminum-wrought alloy		Aluminum-cast, alloyed			Copper and Copper Alloys (Bronze / Brass)			Non Metallic Materials		Heat Resistant Super Alloys					Titanium Alloys		Hardened steel		Chilled Cast Iron	Hardened Cast Iron
VDI 3323	21	22	23	24	25	26	27	28	29	30	31	32	33	34	35	36	37	38	39	40	41
HRc											15	30	25	38	34			55	60	42	55
HB	60	100	75	90	130	110	90	100			200	280	250	350	320	400Rm	1050Rm	550	630	400	550
Recommended	○		○	○	◎	○		◎													

YG TAP GENERAL

TC222 SERIES

MF ISO metric fine threads DIN 13

Metrisches ISO-Feingewinde DIN 13
ISO MÉTRIQUE PAS FINS DIN13
ISO Metrico passo fine DIN 13

Machine taps
Maschinengewindebohrer

▶ Suitable for through hole in more cutting speed than other taps due to thick web.

▶ Geeignet für Durchgangslöcher in höherer Schnittgeschwindigkeit als bei anderen Gewindebohrern dank größerer Kerndicke.

DIN 374

Hole type
3.0×D

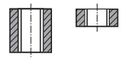

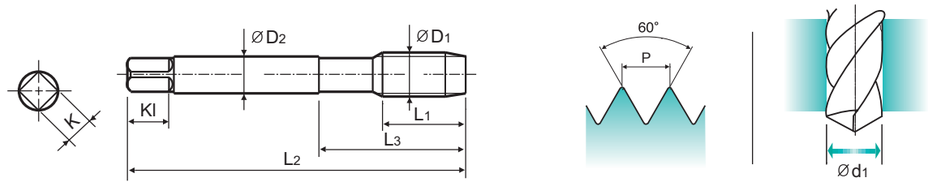

Material groups GS | HSS-E | DIN 374 | 6H | 60° | B | Bright

p.B307

Unit : mm

SIZE	Pitch	EDP No.	Thread Length	Overall Length	Neck Length	Shank Diameter	Square Size	Square Length	No. of Flute	Tapping Drill Diameter
ØD1	P	Bright	L1	L2	L3	ØD2	K	Kl	Z	Ød1
M5	× 0.5	**TC222296**	11	70	25	3.5	2.7	6	3	4.5
M6	× 0.75	**TC222326**	13	80	30	4.5	3.4	6	3	5.2
M6	× 0.5	**TC222336**	13	80	30	4.5	3.4	6	3	5.5
M8	× 1.0	**TC222376**	17	90	36	6	4.9	8	3	7
M8	× 0.75	**TC222386**	14	80	30	6	4.9	8	3	7.2
M8	× 0.5	**TC222936**	14	80	30	6	4.9	8	3	7.5
M10	× 1.25	**TC222436**	22	100	40	7	5.5	8	3	8.8
M10	× 1.0	**TC222446**	18	90	36	7	5.5	8	3	9
M10	× 0.75	**TC222456**	18	90	36	7	5.5	8	3	9.2
M12	× 1.5	**TC222516**	22	100	40	9	7	10	3	10.5
M12	× 1.25	**TC222526**	22	100	40	9	7	10	3	10.8
M12	× 1.0	**TC222536**	18	100	40	9	7	10	3	11
M14	× 1.5	**TC222556**	22	100	40	11	9	12	3	12.5
M14	× 1.25	**TC222566**	22	100	40	11	9	12	3	12.8
M14	× 1.0	**TC222576**	18	100	40	11	9	12	3	13
M16	× 1.5	**TC222616**	22	100	40	12	9	12	3	14.5
M16	× 1.0	**TC222626**	18	100	40	12	9	12	3	15
M18	× 1.5	**TC222676**	25	110	44	14	11	14	4	16.5
M18	× 1.0	**TC222686**	20	110	44	14	11	14	4	17
M20	× 1.5	**TC222726**	25	125	50	16	12	15	4	18.5
M20	× 1.0	**TC222736**	20	125	50	16	12	15	4	19
M22	× 1.5	**TC222766**	25	125	50	18	14.5	17	4	20.5

▶ NEXT PAGE

◎ : Excellent ○ : Good

ISO	P											M			K					
Material Description	Non-alloy steel					Low alloy steel				High alloyed steel, and tool steel		Stainless steel			Grey cast iron		Nodular cast iron		Malleable cast iron	
VDI 3323	1	2	3	4	5	6	7	8	9	10	11	12	13	14	15	16	17	18	19	20
HRc		13	25	28	32	10	29	32	38	15	35	15	23	10	10	26	3	25		21
HB	125	190	250	270	300	180	275	300	350	200	325	200	240	180	180	260	160	250	130	230
Recommended	○	◎	◎	◎	○	◎	◎	○				○	○				◎	◎		

ISO	N										S							H			
Material Description	Aluminum-wrought alloy		Aluminum-cast, alloyed			Copper and Copper Alloys (Bronze / Brass)			Non Metallic Materials		Heat Resistant Super Alloys					Titanium Alloys		Hardened steel		Chilled Cast Iron	Hardened Cast Iron
VDI 3323	21	22	23	24	25	26	27	28	29	30	31	32	33	34	35	36	37	38	39	40	41
HRc											15	30	25	38	34			55	60	42	55
HB	60	100	75	90	130	110	90	100			200	280	250	350	320	400Rm	1050Rm	550	630	400	550
Recommended	○		○	○	◎	○		◎													

YG TAP GENERAL

TC222 SERIES

MF ISO metric fine threads DIN 13

Metrisches ISO-Feingewinde DIN 13
ISO MÉTRIQUE PAS FINS DIN13
ISO Metrico passo fine DIN 13

Machine taps
Maschinengewindebohrer

▶ Suitable for through hole in more cutting speed than other taps due to thick web.

▶ Geeignet für Durchgangslöcher in höherer Schnittgeschwindigkeit als bei anderen Gewindebohrern dank größerer Kerndicke.

DIN 374

Hole type
3.0×D

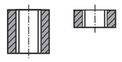

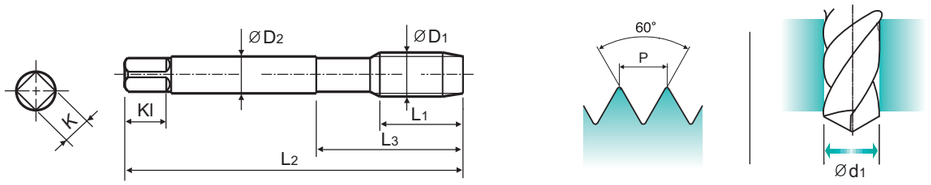

Material groups GS | HSS-E | DIN 374 | 6H | 60° | B | Bright

p.B307

Unit : mm

SIZE	Pitch	EDP No.	Thread Length	Overall Length	Neck Length	Shank Diameter	Square Size	Square Length	No. of Flute	Tapping Drill Diameter
ØD1	P	Bright	L1	L2	L3	ØD2	K	Kl	Z	Ød1
M22 ×	1.0	**TC222776**	20	125	50	18	14.5	17	4	21
M24 ×	2.0	**TC222796**	27	140	54	18	14.5	17	4	22
M24 ×	1.5	**TC222806**	27	140	54	18	14.5	17	4	22.5
M26 ×	1.5	**TC222856**	28	140	54	18	14.5	17	4	24.5
M27 ×	2.0	**TC222876**	28	140	54	20	16	19	4	25
M27 ×	1.5	**TC222886**	28	140	54	20	16	19	4	25.5
M28 ×	1.5	**TC222916**	28	140	54	20	16	19	4	26.5
M30 ×	2.0	**TC222966**	30	150	57	22	18	21	4	28
M30 ×	1.5	**TC222976**	30	150	57	22	18	21	4	28.5

◎ : Excellent ○ : Good

ISO	P											M			K					
Material Description	Non-alloy steel					Low alloy steel				High alloyed steel, and tool steel		Stainless steel			Grey cast iron		Nodular cast iron		Malleable cast iron	
VDI 3323	1	2	3	4	5	6	7	8	9	10	11	12	13	14	15	16	17	18	19	20
HRc		13	25	28	32	10	29	32	38	15	35	15	23	10	10	26	3	25		21
HB	125	190	250	270	300	180	275	300	350	200	325	200	240	180	180	260	160	250	130	230
Recommended	○	◎	◎	◎	○	◎	◎	○				○	○				◎	◎		

ISO	N										S							H			
Material Description	Aluminum-wrought alloy		Aluminum-cast, alloyed			Copper and Copper Alloys (Bronze / Brass)			Non Metallic Materials		Heat Resistant Super Alloys					Titanium Alloys		Hardened steel		Chilled Cast Iron	Hardened Cast Iron
VDI 3323	21	22	23	24	25	26	27	28	29	30	31	32	33	34	35	36	37	38	39	40	41
HRc											15	30	25	38	34			55	60	42	55
HB	60	100	75	90	130	110	90	100			200	280	250	350	320	400Rm	1050Rm	550	630	400	550
Recommended	○		○	○	◎	○		◎													

YG TAP GENERAL

TD222 SERIES

MF ISO metric fine threads DIN 13

Metrisches ISO-Feingewinde DIN 13
ISO MÉTRIQUE PAS FINS DIN13
ISO Metrico passo fine DIN 13

Machine taps
Maschinengewindebohrer

▶ Suitable for through hole in more cutting speed than other taps due to thick web.

▶ Geeignet für Durchgangslöcher in höherer Schnittgeschwindigkeit als bei anderen Gewindebohrern dank größerer Kerndicke.

DIN 374

Hole type
3.0×D

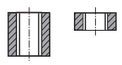

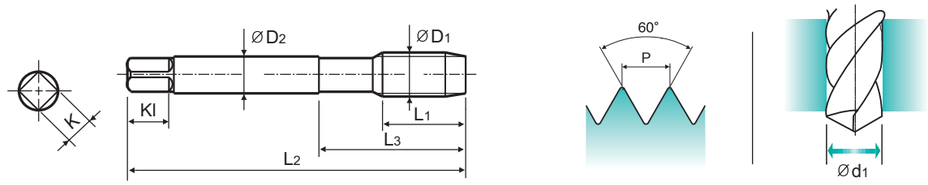

Material groups GS | HSS-E | DIN 374 | 6H | 60° | B | TiN

p.B307

Unit : mm

SIZE	Pitch	EDP No.	Thread Length	Overall Length	Neck Length	Shank Diameter	Square Size	Square Length	No. of Flute	Tapping Drill Diameter
ØD1	P	TiN	L1	L2	L3	ØD2	K	Kl	Z	Ød1
M4 ×	0.5	**TD222256**	10	63	21	2.8	2.1	5	3	3.5
M6 ×	0.75	**TD222326**	13	80	30	4.5	3.4	6	3	5.2
M8 ×	1.0	**TD222376**	17	90	36	6	4.9	8	3	7
M8 ×	0.75	**TD222386**	14	80	30	6	4.9	8	3	7.2
M10 ×	1.25	**TD222436**	22	100	40	7	5.5	8	3	8.8
M10 ×	1.0	**TD222446**	18	90	36	7	5.5	8	3	9
M12 ×	1.5	**TD222516**	22	100	40	9	7	10	3	10.5
M12 ×	1.0	**TD222536**	18	100	40	9	7	10	3	11
M14 ×	1.5	**TD222556**	22	100	40	11	9	12	3	12.5
M14 ×	1.25	**TD222566**	22	100	40	11	9	12	3	12.8
M14 ×	1.0	**TD222576**	18	100	40	11	9	12	3	13
M16 ×	1.5	**TD222616**	22	100	40	12	9	12	3	14.5
M16 ×	1.0	**TD222626**	18	100	40	12	9	12	3	15
M18 ×	1.0	**TD222686**	20	110	44	14	11	14	4	17
M20 ×	1.5	**TD222726**	25	125	50	16	12	15	4	18.5
M22 ×	1.5	**TD222766**	25	125	50	18	14.5	17	4	20.5

◎ : Excellent ○ : Good

ISO	P											M			K					
Material Description	Non-alloy steel					Low alloy steel				High alloyed steel, and tool steel		Stainless steel			Grey cast iron		Nodular cast iron		Malleable cast iron	
VDI 3323	1	2	3	4	5	6	7	8	9	10	11	12	13	14	15	16	17	18	19	20
HRc		13	25	28	32	10	29	32	38	15	35	15	23	10	10	26	3	25		21
HB	125	190	250	270	300	180	275	300	350	200	325	200	240	180	180	260	160	250	130	230
Recommended	○	◎	◎	◎	○	◎	◎	○				○	○				◎	◎		

ISO	N										S							H			
Material Description	Aluminum-wrought alloy		Aluminum-cast, alloyed			Copper and Copper Alloys (Bronze / Brass)			Non Metallic Materials		Heat Resistant Super Alloys					Titanium Alloys		Hardened steel		Chilled Cast Iron	Hardened Cast Iron
VDI 3323	21	22	23	24	25	26	27	28	29	30	31	32	33	34	35	36	37	38	39	40	41
HRc											15	30	25	38	34			55	60	42	55
HB	60	100	75	90	130	110	90	100			200	280	250	350	320	400Rm	1050Rm	550	630	400	550
Recommended	○		○	○	◎	○		◎													

CARBIDE
HSS
THREAD MILL
SYNCHRO TAP
PRIME TAP
COMBO TAP
YG TAP STEEL
YG TAP CHIP BREAKER
YG TAP INOX
YG TAP CAST IRON
YG TAP HARDENED STEEL
YG TAP Ti Ni
YG TAP ALU
YG TAP FORMING
YG TAP GENERAL
PIPE TAP
STI TAP
NUT TAP

YG TAP GENERAL

TC214 SERIES

UNC Unified coarse threads

Unified Grobgewinde
UNC
Unificato passo grosso

Machine taps
Maschinengewindebohrer

▶ Suitable for through hole in more cutting speed than other taps due to thick web.

▶ Geeignet für Durchgangslöcher in höherer Schnittgeschwindigkeit als bei anderen Gewindebohrern dank größerer Kerndicke.

DIN 371

DIN 376

Hole type
3.0×D

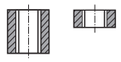

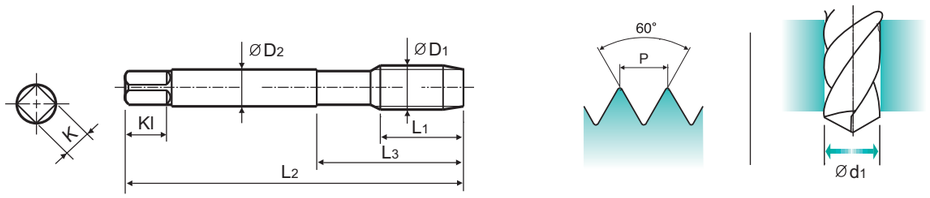

Material groups GS | HSS-E | DIN 371/376 | 2B | 60° | B | Bright

p.B307

Unit : mm

SIZE	TPI	EDP No.	Thread Length	Overall Length	Neck Length	Shank Diameter	Square Size	Square Length	No. of Flute	Tapping Drill Diameter
ØD1		Bright	L1	L2	L3	ØD2	K	Kl	Z	Ød1
#4	- 40UNC	**TC214162**	11	56	18	3.5	2.7	6	3	2.3
#5	- 40UNC	**TC214202**	11	56	18	3.5	2.7	6	3	2.6
#6	- 32UNC	**TC214242**	12	56	20	4	3	6	3	2.85
#8	- 32UNC	**TC214282**	13	63	21	4.5	3.4	6	3	3.5
#10	- 24UNC	**TC214322**	15	70	25	6	4.9	8	3	3.9
#12	- 24UNC	**TC214362**	16	80	30	6	4.9	8	3	4.5
1/4	- 20UNC	**TC214402**	17	80	30	7	5.5	8	3	5.2
5/16	- 18UNC	**TC214442**	20	90	35	8	6.2	9	3	6.6
3/8	- 16UNC	**TC214482**	22	100	39	9	7	10	3	8
7/16	- 14UNC	**TC214522**	22	100	40	8	6.2	9	3	9.4
1/2	- 13UNC	**TC214562**	25	110	44	9	7	10	3	10.75
9/16	- 12UNC	**TC214602**	26	110	44	11	9	12	3	12.25
5/8	- 11UNC	**TC214642**	27	110	44	12	9	12	3	13.5
3/4	- 10UNC	**TC214702**	30	125	50	14	11	14	4	16.5
7/8	- 9UNC	**TC214742**	32	140	54	18	14.5	17	4	19.5
1	- 8UNC	**TC214782**	36	160	60	20	16	19	4	22.25
1-1/8	- 7UNC	**TC214822**	40	180	70	22	18	21	4	25

▶ DIN 371(#4~3/8) and DIN 376(7/16~1-1/8)

◎ : Excellent ○ : Good

ISO	P											M			K					
Material Description	Non-alloy steel					Low alloy steel				High alloyed steel, and tool steel		Stainless steel			Grey cast iron		Nodular cast iron		Malleable cast iron	
VDI 3323	1	2	3	4	5	6	7	8	9	10	11	12	13	14	15	16	17	18	19	20
HRc		13	25	28	32	10	29	32	38	15	35	15	23	10	10	26	3	25		21
HB	125	190	250	270	300	180	275	300	350	200	325	200	240	180	180	260	160	250	130	230
Recommended	○	◎	◎	◎	○	◎	◎	○				○	○				◎	◎		

ISO	N										S							H			
Material Description	Aluminum-wrought alloy		Aluminum-cast, alloyed			Copper and Copper Alloys (Bronze / Brass)			Non Metallic Materials		Heat Resistant Super Alloys					Titanium Alloys		Hardened steel		Chilled Cast Iron	Hardened Cast Iron
VDI 3323	21	22	23	24	25	26	27	28	29	30	31	32	33	34	35	36	37	38	39	40	41
HRc											15	30	25	38	34			55	60	42	55
HB	60	100	75	90	130	110	90	100			200	280	250	350	320	400Rm	1050Rm	550	630	400	550
Recommended	○		○	○	◎	○		◎													

phone:+82-32-526-0909, www.yg1.solutions, E-mail:yg1@yg1.solutions
YG-1 CO., LTD.

YG TAP GENERAL

TC234 SERIES

UNF Unified fine threads

Unified Feingewinde
UNF
Unificato passo fine

Machine taps
Maschinengewindebohrer

▶ Suitable for through hole in more cutting speed than other taps due to thick web.

▶ Geeignet für Durchgangslöcher in höherer Schnittgeschwindigkeit als bei anderen Gewindebohrern dank größerer Kerndicke.

DIN 371

DIN 374

Hole type
3.0×D

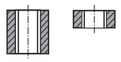

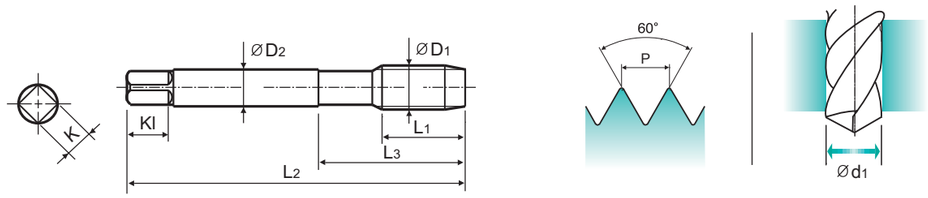

Material groups GS | HSS-E | DIN 371/374 | 2B | 60° | B | Bright

p.B307

Unit : mm

SIZE	TPI	EDP No.	Thread Length	Overall Length	Neck Length	Shank Diameter	Square Size	Square Length	No. of Flute	Tapping Drill Diameter
ØD1		Bright	L1	L2	L3	ØD2	K	Kl	Z	Ød1
#4	- 48UNF	**TC234182**	11	56	18	3.5	2.7	6	3	2.4
#5	- 44UNF	**TC234222**	11	56	18	3.5	2.7	6	3	2.7
#8	- 36UNF	**TC234302**	13	63	21	4.5	3.4	6	3	3.5
#10	- 32UNF	**TC234342**	15	70	25	6	4.9	8	3	4.1
#12	- 28UNF	**TC234382**	16	80	30	6	4.9	8	3	4.7
1/4	- 28UNF	**TC234422**	17	80	30	7	5.5	8	3	5.5
5/16	- 24UNF	**TC234462**	17	90	35	8	6.2	9	3	6.9
3/8	- 24UNF	**TC234502**	18	100	39	9	7	10	3	8.5
7/16	- 20UNF	**TC234542**	22	100	40	8	6.2	9	3	9.9
1/2	- 20UNF	**TC234582**	22	100	40	9	7	10	3	11.5
9/16	- 18UNF	**TC234622**	22	100	40	11	9	12	3	12.9
5/8	- 18UNF	**TC234662**	22	100	40	12	9	12	3	14.5
3/4	- 16UNF	**TC234722**	25	110	44	14	11	14	4	17.5
7/8	- 14UNF	**TC234762**	26	125	50	18	14.5	17	4	20.5

▶ DIN 371(#4~3/8) and DIN 374(7/16~1-1/8)

◎ : Excellent ○ : Good

ISO	P											M			K					
Material Description	Non-alloy steel					Low alloy steel				High alloyed steel, and tool steel		Stainless steel			Grey cast iron		Nodular cast iron		Malleable cast iron	
VDI 3323	1	2	3	4	5	6	7	8	9	10	11	12	13	14	15	16	17	18	19	20
HRc		13	25	28	32	10	29	32	38	15	35	15	23	10	10	26	3	25		21
HB	125	190	250	270	300	180	275	300	350	200	325	200	240	180	180	260	160	250	130	230
Recommended	○	◎	◎	◎	○	◎	◎	○				○	○				◎	◎		

ISO	N										S							H			
Material Description	Aluminum-wrought alloy		Aluminum-cast, alloyed			Copper and Copper Alloys (Bronze / Brass)			Non Metallic Materials		Heat Resistant Super Alloys					Titanium Alloys		Hardened steel		Chilled Cast Iron	Hardened Cast Iron
VDI 3323	21	22	23	24	25	26	27	28	29	30	31	32	33	34	35	36	37	38	39	40	41
HRc											15	30	25	38	34			55	60	42	55
HB	60	100	75	90	130	110	90	100			200	280	250	350	320	400Rm	1050Rm	550	630	400	550
Recommended	○		○	○	◎	○		◎													

YG-1 CO., LTD.
phone:+82-32-526-0909, www.yg1.solutions, E-mail:yg1@yg1.solutions

CARBIDE
HSS
THREAD MILL
SYNCHRO TAP
PRIME TAP
COMBO TAP
YG TAP STEEL
YG TAP CHIP BREAKER
YG TAP INOX
YG TAP CAST IRON
YG TAP HARDENED STEEL
YG TAP Ti Ni
YG TAP ALU
YG TAP FORMING
YG TAP GENERAL
PIPE TAP
STI TAP
NUT TAP

YG TAP GENERAL

TC224 SERIES

BSW Whitworth threads

Whitworth Gewinde
BSW
Filettatura Whitworth

Machine taps
Maschinengewindebohrer

▶ Suitable for through hole in more cutting speed than other taps due to thick web.

▶ Geeignet für Durchgangslöcher in höherer Schnittgeschwindigkeit als bei anderen Gewindebohrern dank größerer Kerndicke.

DIN 2182

DIN 2183

Hole type 3.0×D

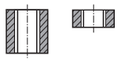

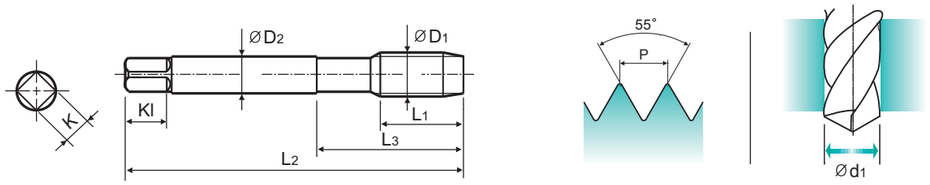

Material groups GS | HSS-E | DIN 2182/2183 | 6H | 55° | B | Bright p.B307

Unit : mm

SIZE	TPI	EDP No.	Thread Length	Overall Length	Neck Length	Shank Diameter	Square Size	Square Length	No. of Flute	Tapping Drill Diameter
ØD1		Bright	L1	L2	L3	ØD2	K	Kl	Z	Ød1
W1/8	- 40	**TC224200**	11	56	18	3.5	2.7	6	3	2.5
W5/32	- 32	**TC224280**	13	63	21	4.5	3.4	6	3	3.1
W3/16	- 24	**TC224320**	15	70	25	6	4.9	8	3	3.6
W7/32	- 24	**TC224360**	16	80	30	6	4.9	8	3	4.4
W1/4	- 20	**TC224400**	17	80	30	7	5.5	8	3	5.1
W5/16	- 18	**TC224440**	20	90	35	8	6.2	9	3	6.5
W3/8	- 16	**TC224480**	22	100	39	9	7	10	3	7.9
W7/16	- 14	**TC224520**	22	100	40	8	6.2	9	3	9.3
W1/2	- 12	**TC224560**	25	110	44	9	7	10	3	10.5
W5/8	- 11	**TC224640**	27	110	44	12	9	12	3	13.5
W3/4	- 10	**TC224700**	30	125	50	14	11	14	4	16.5
W7/8	- 9	**TC224740**	32	140	54	18	14.5	17	4	19.25
W1	- 8	**TC224780**	36	160	60	20	16	19	4	22
W1-1/8	- 7	**TC224820**	40	180	65	22	18	21	4	24.75

▶ DIN 2182(W1/8~W3/8) and DIN 2183(W7/16~W1-1/8)

◎ : Excellent ○ : Good

ISO	P											M			K					
Material Description	Non-alloy steel					Low alloy steel				High alloyed steel, and tool steel		Stainless steel			Grey cast iron		Nodular cast iron		Malleable cast iron	
VDI 3323	1	2	3	4	5	6	7	8	9	10	11	12	13	14	15	16	17	18	19	20
HRc		13	25	28	32	10	29	32	38	15	35	15	23	10	10	26	3	25		21
HB	125	190	250	270	300	180	275	300	350	200	325	200	240	180	180	260	160	250	130	230
Recommended	○	◎	◎	◎	○	◎	◎	○				○	○				◎	◎		

ISO	N										S							H			
Material Description	Aluminum-wrought alloy		Aluminum-cast, alloyed			Copper and Copper Alloys (Bronze / Brass)			Non Metallic Materials		Heat Resistant Super Alloys					Titanium Alloys		Hardened steel		Chilled Cast Iron	Hardened Cast Iron
VDI 3323	21	22	23	24	25	26	27	28	29	30	31	32	33	34	35	36	37	38	39	40	41
HRc											15	30	25	38	34			55	60	42	55
HB	60	100	75	90	130	110	90	100			200	280	250	350	320	400Rm	1050Rm	550	630	400	550
Recommended	○		○	○	◎	○		◎													

phone:+82-32-526-0909, www.yg1.solutions, E-mail:yg1@yg1.solutions
YG-1 CO., LTD.

YG TAP GENERAL

TC227 SERIES

M ISO metric coarse threads DIN 13

Metrisches ISO-Gewinde DIN 13
ISO MÉTRIQUE DIN13
ISO Metrico passo grosso DIN 13

Machine taps
Maschinengewindebohrer

▶ Suitable for through hole in more cutting speed than other taps due to thick web.

▶ Geeignet für Durchgangslöcher in höherer Schnittgeschwindigkeit als bei anderen Gewindebohrern dank größerer Kerndicke.

DIN 376

Hole type 3.0×D

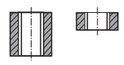

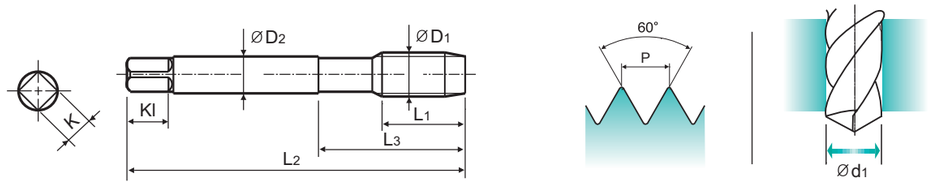

Material groups GS | HSS-E | DIN 376 | 6H | 60° | B | Bright p.B307

Unit : mm

SIZE	Pitch	EDP No.	Thread Length	Overall Length	Neck Length	Shank Diameter	Square Size	Square Length	No. of Flute	Tapping Drill Diameter
ØD1	P	Bright	L1	L2	L3	ØD2	K	Kl	Z	Ød1
M3	× 0.5	**TC227206**	11	56	18	2.2	1.8	5	3	2.5
M3.5	× 0.6	**TC227226**	12	56	20	2.5	2.1	5	3	2.9
M4	× 0.7	**TC227246**	13	63	21	2.8	2.1	5	3	3.3
M4.5	× 0.75	**TC227266**	14	70	25	3.5	2.7	6	3	3.7
M5	× 0.8	**TC227286**	15	70	25	3.5	2.7	6	3	4.2
M6	× 1.0	**TC227316**	17	80	30	4.5	3.4	6	3	5
M7	× 1.0	**TC227346**	17	80	30	5.5	4.3	7	3	6
M8	× 1.25	**TC227366**	20	90	36	6	4.9	8	3	6.8
M9	× 1.25	**TC227396**	20	90	36	7	5.5	8	3	7.8
M10	× 1.5	**TC227426**	22	100	40	7	5.5	8	3	8.5
M11	× 1.5	**TC227466**	22	100	40	8	6.2	9	3	9.5
M12	× 1.75	**TC227506**	24	110	44	9	7	10	3	10.2
M14	× 2.0	**TC227546**	26	110	44	11	9	12	3	12
M16	× 2.0	**TC227606**	27	110	44	12	9	12	3	14
M18	× 2.5	**TC227656**	30	125	50	14	11	14	4	15.5
M20	× 2.5	**TC227706**	32	140	54	16	12	15	4	17.5
M22	× 2.5	**TC227746**	32	140	54	18	14.5	17	4	19.5
M24	× 3.0	**TC227786**	34	160	60	18	14.5	17	4	21
M27	× 3.0	**TC227866**	36	160	60	20	16	19	4	24
M30	× 3.5	**TC227946**	40	180	70	22	18	21	4	26.5

◎ : Excellent ○ : Good

ISO	P											M			K					
Material Description	Non-alloy steel					Low alloy steel				High alloyed steel, and tool steel		Stainless steel			Grey cast iron		Nodular cast iron		Malleable cast iron	
VDI 3323	1	2	3	4	5	6	7	8	9	10	11	12	13	14	15	16	17	18	19	20
HRc		13	25	28	32	10	29	32	38	15	35	15	23	10	10	26	3	25		21
HB	125	190	250	270	300	180	275	300	350	200	325	200	240	180	180	260	160	250	130	230
Recommended	○	◎	◎	◎	○	◎	◎	○				○	○				◎	◎		

ISO	N										S							H			
Material Description	Aluminum-wrought alloy		Aluminum-cast, alloyed			Copper and Copper Alloys (Bronze / Brass)			Non Metallic Materials		Heat Resistant Super Alloys					Titanium Alloys		Hardened steel		Chilled Cast Iron	Hardened Cast Iron
VDI 3323	21	22	23	24	25	26	27	28	29	30	31	32	33	34	35	36	37	38	39	40	41
HRc											15	30	25	38	34			55	60	42	55
HB	60	100	75	90	130	110	90	100			200	280	250	350	320	400Rm	1050Rm	550	630	400	550
Recommended	○		○	○	◎	○		◎													

YG-1 CO., LTD.
phone:+82-32-526-0909, www.yg1.solutions, E-mail:yg1@yg1.solutions

CARBIDE
HSS
THREAD MILL
SYNCHRO TAP
PRIME TAP
COMBO TAP
YG TAP STEEL
YG TAP CHIP BREAKER
YG TAP INOX
YG TAP CAST IRON
YG TAP HARDENED STEEL
YG TAP Ti Ni
YG TAP ALU
YG TAP FORMING
YG TAP GENERAL
PIPE TAP
STI TAP
NUT TAP

YG TAP GENERAL

TD227 SERIES

M ISO metric coarse threads DIN 13

Metrisches ISO-Gewinde DIN 13
ISO MÉTRIQUE DIN13
ISO Metrico passo grosso DIN 13

Machine taps
Maschinengewindebohrer

▶ Suitable for through hole in more cutting speed than other taps due to thick web.

▶ Geeignet für Durchgangslöcher in höherer Schnittgeschwindigkeit als bei anderen Gewindebohrern dank größerer Kerndicke.

DIN 376

Hole type
3.0×D

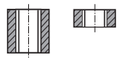

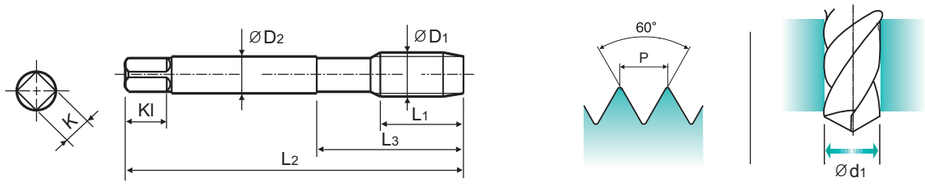

Material groups **GS** | HSS-E | DIN 376 | 6H | 60° | B | TiN

p.B307

Unit : mm

SIZE	Pitch	EDP No.	Thread Length	Overall Length	Neck Length	Shank Diameter	Square Size	Square Length	No. of Flute	Tapping Drill Diameter
ØD1	P	TiN	L1	L2	L3	ØD2	K	Kl	Z	Ød1
M3	× 0.5	**TD227206**	11	56	18	2.2	1.8	5	3	2.5
M3.5	× 0.6	**TD227226**	12	56	20	2.5	2.1	5	3	2.9
M4	× 0.7	**TD227246**	13	63	21	2.8	2.1	5	3	3.3
M4.5	× 0.75	**TD227266**	14	70	25	3.5	2.7	6	3	3.7
M5	× 0.8	**TD227286**	15	70	25	3.5	2.7	6	3	4.2
M6	× 1.0	**TD227316**	17	80	30	4.5	3.4	6	3	5
M7	× 1.0	**TD227346**	17	80	30	5.5	4.3	7	3	6
M8	× 1.25	**TD227366**	20	90	36	6	4.9	8	3	6.8
M9	× 1.25	**TD227396**	20	90	36	7	5.5	8	3	7.8
M10	× 1.5	**TD227426**	22	100	40	7	5.5	8	3	8.5
M11	× 1.5	**TD227466**	22	100	40	8	6.2	9	3	9.5
M12	× 1.75	**TD227506**	24	110	44	9	7	10	3	10.2
M14	× 2.0	**TD227546**	26	110	44	11	9	12	3	12
M16	× 2.0	**TD227606**	27	110	44	12	9	12	3	14
M18	× 2.5	**TD227656**	30	125	50	14	11	14	4	15.5
M20	× 2.5	**TD227706**	32	140	54	16	12	15	4	17.5
M22	× 2.5	**TD227746**	32	140	54	18	14.5	17	4	19.5
M24	× 3.0	**TD227786**	34	160	60	18	14.5	17	4	21
M30	× 3.5	**TD227946**	40	180	70	22	18	21	4	26.5

◎ : Excellent ○ : Good

ISO	P											M			K					
Material Description	Non-alloy steel					Low alloy steel				High alloyed steel, and tool steel		Stainless steel			Grey cast iron		Nodular cast iron		Malleable cast iron	
VDI 3323	1	2	3	4	5	6	7	8	9	10	11	12	13	14	15	16	17	18	19	20
HRc		13	25	28	32	10	29	32	38	15	35	15	23	10	10	26	3	25		21
HB	125	190	250	270	300	180	275	300	350	200	325	200	240	180	180	260	160	250	130	230
Recommended	○	◎	◎	◎	○	◎	◎	○				○	○				◎	◎		

ISO	N										S							H			
Material Description	Aluminum-wrought alloy		Aluminum-cast, alloyed			Copper and Copper Alloys (Bronze / Brass)			Non Metallic Materials		Heat Resistant Super Alloys					Titanium Alloys		Hardened steel		Chilled Cast Iron	Hardened Cast Iron
VDI 3323	21	22	23	24	25	26	27	28	29	30	31	32	33	34	35	36	37	38	39	40	41
HRc											15	30	25	38	34			55	60	42	55
HB	60	100	75	90	130	110	90	100			200	280	250	350	320	400Rm	1050Rm	550	630	400	550
Recommended	○		○	○	◎	○		◎													

YG TAP GENERAL

TC211 SERIES

M ISO metric coarse threads DIN 13

Metrisches ISO-Gewinde DIN 13
ISO MÉTRIQUE DIN13
ISO Metrico passo grosso DIN 13

Machine taps
Maschinengewindebohrer

▶ Left spiral flute and right hand thread tap to push chips ahead in powerful than spiral point taps.

▶ Rechtsschneidender Gewindebohrer mit Linksdrall um kraftvoller nach vorne zu entspanen als mit Gewindebohrern mit Rechtsdrall.

DIN 371

DIN 376

Hole type
3.0×D

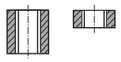

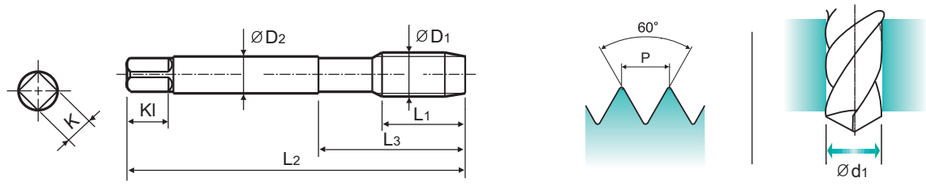

Material groups **GS** | HSS-E | DIN 371/376 | 6H | 60° | C | Bright | L20

p.B307

Unit : mm

SIZE	Pitch	EDP No.	Thread Length	Overall Length	Neck Length	Shank Diameter	Square Size	Square Length	No. of Flute	Tapping Drill Diameter
ØD1	P	Bright	L1	L2	L3	ØD2	K	Kl	Z	Ød1
M2	× 0.4	**TC211136**	8	45	13	2.8	2.1	5	3	1.6
M2.5	× 0.45	**TC211176**	9	50	15	2.8	2.1	5	3	2.05
M3	× 0.5	**TC211206**	11	56	18	3.5	2.7	6	3	2.5
M3.5	× 0.6	**TC211226**	12	56	20	4	3	6	3	2.9
M4	× 0.7	**TC211246**	13	63	21	4.5	3.4	6	3	3.3
M5	× 0.8	**TC211286**	15	70	25	6	4.9	8	3	4.2
M6	× 1.0	**TC211316**	17	80	30	6	4.9	8	3	5
M7	× 1.0	**TC211346**	17	80	30	7	5.5	8	3	6
M8	× 1.25	**TC211366**	20	90	35	8	6.2	9	3	6.8
M10	× 1.5	**TC211426**	22	100	39	10	8	11	3	8.5
M11	× 1.5	**TC211466**	22	100	40	8	6.2	9	3	9.5
M12	× 1.75	**TC211506**	24	110	44	9	7	10	3	10.2
M14	× 2.0	**TC211546**	26	110	44	11	9	12	3	12
M16	× 2.0	**TC211606**	27	110	44	12	9	12	3	14
M20	× 2.5	**TC211706**	32	140	54	16	12	15	4	17.5
M24	× 3.0	**TC211786**	34	160	60	18	14.5	17	4	21
M27	× 3.0	**TC211866**	36	160	60	20	16	19	4	24
M30	× 3.5	**TC211946**	40	180	70	22	18	21	4	26.5

▶ DIN 371(M2~M10) and DIN 376(M11~M30)
▶ * DIN profile not ISO

◎ : Excellent ○ : Good

ISO	P											M			K					
Material Description	Non-alloy steel					Low alloy steel				High alloyed steel, and tool steel		Stainless steel			Grey cast iron		Nodular cast iron		Malleable cast iron	
VDI 3323	1	2	3	4	5	6	7	8	9	10	11	12	13	14	15	16	17	18	19	20
HRc		13	25	28	32	10	29	32	38	15	35	15	23	10	10	26	3	25		21
HB	125	190	250	270	300	180	275	300	350	200	325	200	240	180	180	260	160	250	130	230
Recommended	○	◎	◎	◎	○	◎	◎	○				○	○				◎	◎		

ISO	N										S							H			
Material Description	Aluminum-wrought alloy		Aluminum-cast, alloyed			Copper and Copper Alloys (Bronze / Brass)			Non Metallic Materials		Heat Resistant Super Alloys					Titanium Alloys		Hardened steel		Chilled Cast Iron	Hardened Cast Iron
VDI 3323	21	22	23	24	25	26	27	28	29	30	31	32	33	34	35	36	37	38	39	40	41
HRc											15	30	25	38	34			55	60	42	55
HB	60	100	75	90	130	110	90	100			200	280	250	350	320	400Rm	1050Rm	550	630	400	550
Recommended	○		○	○	◎	○		◎													

YG TAP GENERAL

TC463 SERIES

M ISO metric coarse threads DIN 13

Metrisches ISO-Gewinde DIN 13
ISO MÉTRIQUE DIN13
ISO Metrico passo grosso DIN 13

Machine taps
Maschinengewindebohrer

▶ Suitable for tapping shallow holes and the blind holes having enough chip space at the bottom of holes.

▶ Geeignet zum Schneiden von kurzem Durchgangsgewinde und in Sacklöchern mit ausreichendem Raum für Späne am Bohrungsgrund.

DIN 371

DIN 376

Hole type
2.0×D

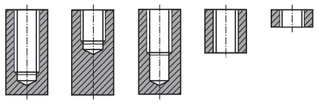

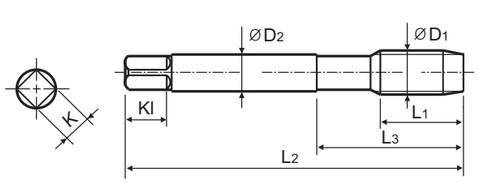

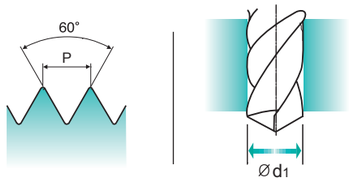

Material groups **GS** | HSS-E | DIN 371/376 | 6H | 60° | C | Bright p.B307

Unit : mm

SIZE	Pitch	EDP No.	Thread Length	Overall Length	Neck Length	Shank Diameter	Square Size	Square Length	No. of Flute	Tapping Drill Diameter
ØD1	P	Bright	L1	L2	L3	ØD2	K	Kl	Z	Ød1
M3	× 0.5	**TC463206**	11	56	18	3.5	2.7	6	3	2.5
M3.5	× 0.6	**TC463226**	12	56	20	4	3	6	3	2.9
M4	× 0.7	**TC463246**	13	63	21	4.5	3.4	6	3	3.3
M4.5	× 0.75	**TC463266**	14	70	25	6	4.9	8	3	3.7
M5	× 0.8	**TC463286**	15	70	25	6	4.9	8	3	4.2
M6	× 1.0	**TC463316**	17	80	30	6	4.9	8	3	5
M8	× 1.25	**TC463366**	20	90	35	8	6.2	9	3	6.8
M10	× 1.5	**TC463426**	22	100	39	10	8	11	3	8.5
M12	× 1.75	**TC463506**	24	110	44	9	7	10	3	10.2
M14	× 2.0	**TC463546**	26	110	44	11	9	12	3	12
M16	× 2.0	**TC463606**	27	110	44	12	9	12	3	14
M18	× 2.5	**TC463656**	30	125	50	14	11	14	4	15.5

▶ DIN 371(M2~M10) and DIN 376(M11~M30)
▶ * DIN profile not ISO

◎ : Excellent ○ : Good

ISO	P											M			K					
Material Description	Non-alloy steel					Low alloy steel				High alloyed steel, and tool steel		Stainless steel			Grey cast iron		Nodular cast iron		Malleable cast iron	
VDI 3323	1	2	3	4	5	6	7	8	9	10	11	12	13	14	15	16	17	18	19	20
HRc		13	25	28	32	10	29	32	38	15	35	15	23	10	10	26	3	25		21
HB	125	190	250	270	300	180	275	300	350	200	325	200	240	180	180	260	160	250	130	230
Recommended	○	○	○	○	○	○	○	○				○	○		○	○	○	○		

ISO	N										S							H			
Material Description	Aluminum-wrought alloy		Aluminum-cast, alloyed			Copper and Copper Alloys (Bronze / Brass)			Non Metallic Materials		Heat Resistant Super Alloys					Titanium Alloys		Hardened steel		Chilled Cast Iron	Hardened Cast Iron
VDI 3323	21	22	23	24	25	26	27	28	29	30	31	32	33	34	35	36	37	38	39	40	41
HRc											15	30	25	38	34			55	60	42	55
HB	60	100	75	90	130	110	90	100			200	280	250	350	320	400Rm	1050Rm	550	630	400	550
Recommended					○	○	○														

YG TAP GENERAL

TC473 SERIES

MF ISO metric fine threads DIN 13

Metrisches ISO-Feingewinde DIN 13
ISO MÉTRIQUE PAS FINS DIN13
ISO Metrico passo fine DIN 13

Machine taps
Maschinengewindebohrer

▶ Suitable for tapping shallow holes.

▶ Geeignet zum Gewindeschneiden flacher Sacklöcher.

DIN 374

Hole type
2.0×D

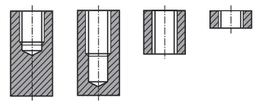

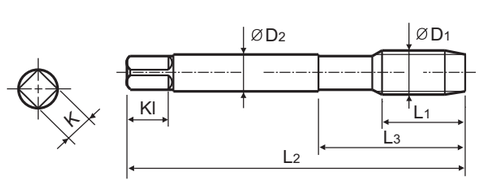

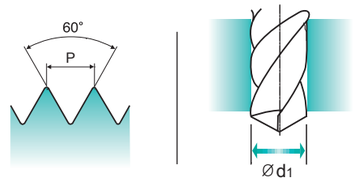

Material groups **GS** | HSS-E | DIN 374 | 6H | 60° | C | Bright p.B307

Unit : mm

SIZE	Pitch	EDP No.	Thread Length	Overall Length	Neck Length	Shank Diameter	Square Size	Square Length	No. of Flute	Tapping Drill Diameter
ØD1	P	Bright	L1	L2	L3	ØD2	K	Kl	Z	Ød1
M4	× 0.5	**TC473256**	10	63	21	2.8	2.1	5	3	3.5
M5	× 0.5	**TC473296**	11	70	25	3.5	2.7	6	3	4.5
M6	× 0.75	**TC473326**	13	80	30	4.5	3.4	6	3	5.2
M7	× 0.75	**TC473356**	14	80	30	5.5	4.3	7	3	6.2
M8	× 1.0	**TC473376**	17	90	36	6	4.9	8	3	7
M8	× 0.75	**TC473386**	14	80	30	6	4.9	8	3	7.2
M8	× 0.5	**TC473936**	14	80	30	6	4.9	8	3	7.5
M10	× 1.25	**TC473436**	22	100	40	7	5.5	8	3	8.8
M10	× 0.75	**TC473456**	18	90	36	7	5.5	8	3	9.2
M12	× 1.5	**TC473516**	22	100	40	9	7	10	3	10.5
M12	× 1.0	**TC473536**	18	100	40	9	7	10	3	11
M14	× 1.25	**TC473566**	22	100	40	11	9	12	3	12.8
M14	× 1.0	**TC473576**	18	100	40	11	9	12	3	13
M16	× 1.5	**TC473616**	22	100	40	12	9	12	3	14.5

◎ : Excellent ○ : Good

ISO	P											M			K					
Material Description	Non-alloy steel					Low alloy steel				High alloyed steel, and tool steel		Stainless steel			Grey cast iron		Nodular cast iron		Malleable cast iron	
VDI 3323	1	2	3	4	5	6	7	8	9	10	11	12	13	14	15	16	17	18	19	20
HRc		13	25	28	32	10	29	32	38	15	35	15	23	10	10	26	3	25		21
HB	125	190	250	270	300	180	275	300	350	200	325	200	240	180	180	260	160	250	130	230
Recommended	○	○	○	○	○	○	○	○				○	○		○	○	○	○		

ISO	N										S							H			
Material Description	Aluminum-wrought alloy		Aluminum-cast, alloyed			Copper and Copper Alloys (Bronze / Brass)			Non Metallic Materials		Heat Resistant Super Alloys					Titanium Alloys		Hardened steel		Chilled Cast Iron	Hardened Cast Iron
VDI 3323	21	22	23	24	25	26	27	28	29	30	31	32	33	34	35	36	37	38	39	40	41
HRc											15	30	25	38	34			55	60	42	55
HB	60	100	75	90	130	110	90	100			200	280	250	350	320	400Rm	1050Rm	550	630	400	550
Recommended					○	○	○														

CARBIDE
HSS
THREAD MILL
SYNCHRO TAP
PRIME TAP
COMBO TAP
YG TAP STEEL
YG TAP CHIP BREAKER
YG TAP INOX
YG TAP CAST IRON
YG TAP HARDENED STEEL
YG TAP Ti Ni
YG TAP ALU
YG TAP FORMING
YG TAP GENERAL
PIPE TAP
STI TAP
NUT TAP

YG TAP GENERAL

TC424 SERIES

UNC Unified coarse threads

Unified Grobgewinde
UNC
Unificato passo grosso

Machine taps
Maschinengewindebohrer

▶ Suitable for tapping shallow holes.

▶ Geeignet zum Gewindeschneiden flacher Sacklöcher.

DIN 371

DIN 376

Hole type
2.0×D

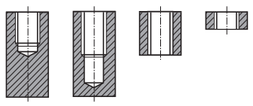

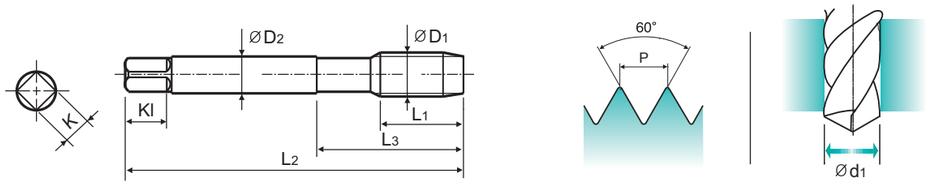

Material groups GS | HSS-E | DIN 371/376 | 2B | 60° | C | Bright

p.B307

Unit : mm

SIZE	TPI	EDP No.	Thread Length	Overall Length	Neck Length	Shank Diameter	Square Size	Square Length	No. of Flute	Tapping Drill Diameter
ØD1		Bright	L1	L2	L3	ØD2	K	Kl	Z	Ød1
#4 -	40UNC	TC424162	11	56	18	3.5	2.7	6	3	2.3
1/4 -	20UNC	TC424402	17	80	30	7	5.5	8	3	5.2
3/8 -	16UNC	TC424482	22	100	39	9	7	10	3	8
7/16 -	14UNC	TC424522	22	100	40	8	6.2	9	3	9.4
1/2 -	13UNC	TC424562	25	110	44	9	7	10	3	10.75
9/16 -	12UNC	TC424602	26	110	44	11	9	12	3	12.25
5/8 -	11UNC	TC424642	27	110	44	12	9	12	3	13.5
1 -	8UNC	TC424782	36	160	60	20	16	19	4	22.25

▶ DIN 371(#4~3/8) and DIN 376(7/16~1- 1/8)

◎ : Excellent ○ : Good

ISO	P											M			K					
Material Description	Non-alloy steel					Low alloy steel				High alloyed steel, and tool steel		Stainless steel			Grey cast iron		Nodular cast iron		Malleable cast iron	
VDI 3323	1	2	3	4	5	6	7	8	9	10	11	12	13	14	15	16	17	18	19	20
HRc		13	25	28	32	10	29	32	38	15	35	15	23	10	10	26	3	25		21
HB	125	190	250	270	300	180	275	300	350	200	325	200	240	180	180	260	160	250	130	230
Recommended	○	○	○	○	○	○	○	○				○	○		○	○	○	○		

ISO	N										S							H			
Material Description	Aluminum-wrought alloy		Aluminum-cast, alloyed			Copper and Copper Alloys (Bronze / Brass)			Non Metallic Materials		Heat Resistant Super Alloys					Titanium Alloys		Hardened steel		Chilled Cast Iron	Hardened Cast Iron
VDI 3323	21	22	23	24	25	26	27	28	29	30	31	32	33	34	35	36	37	38	39	40	41
HRc											15	30	25	38	34			55	60	42	55
HB	60	100	75	90	130	110	90	100			200	280	250	350	320	400Rm	1050Rm	550	630	400	550
Recommended					○	○	○														

YG TAP GENERAL

T7109 SERIES

M ISO metric coarse threads DIN 13

Metrisches ISO-Gewinde DIN 13
ISO MÉTRIQUE DIN13
ISO Metrico passo grosso DIN 13

Sets of taps
Gewindebohrer -Satz

▶ This tap is a serial hand tap in set, First, Second and Bottoming.
▶ Bottoming tap of set has final internal thread dimensions only.

▶ Dies ist ein Handgewindebohrer im Satz mit Vor-, Mittel- und Fertigschneider.
▶ Nur der Fertigschneider kann das gewünschte Gewinde schneiden

First

Second

Bottoming

Hole type
2.0×D

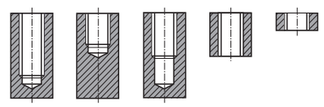

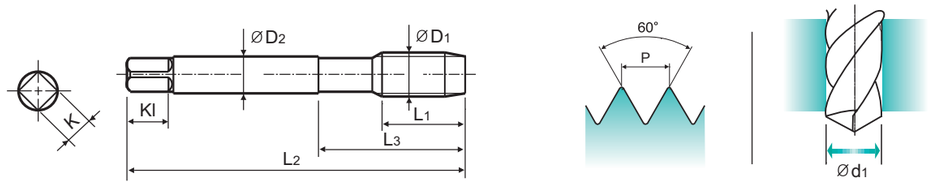

Material groups GS | HSS | DIN 352 | 6H | 60° | I/II/III | Bright

p.B307

Unit : mm

SIZE	Pitch	EDP No.	Thread Length	Overall Length	Neck Length	Shank Diameter	Square Size	Square Length	No. of Flute	Tapping Drill Diameter
ØD1	P	Bright	L1	L2	L3	ØD2	K	Kl	Z	Ød1
M2	× 0.4	T7109139	8	36	13	2.8	2.1	5	3	1.6
*M2.3	× 0.4	T7109199	9	36	13	2.8	2.1	5	3	1.9
M2.5	× 0.45	T7109179	9	40	15	2.8	2.1	5	3	2.05
*M2.6	× 0.45	T7109499	9	40	15	2.8	2.1	5	3	2.1
M3	× 0.5	T7109209	11	40	18	3.5	2.7	6	3	2.5
M3.5	× 0.6	T7109229	13	45	21	4	3	6	3	2.9
M4	× 0.7	T7109249	13	45	21	4.5	3.4	6	3	3.3
M4.5	× 0.75	T7109269	16	50	25	6	4.9	8	3	3.7
M5	× 0.8	T7109289	16	52	26	6	4.9	8	3	4.2
M5.5	× 0.9	T7109N69	18	56	27	6	4.9	8	3	4.6
M6	× 1.0	T7109319	18	56	27	6	4.9	8	3	5
M7	× 1.0	T7109349	18	56	28.5	6	4.9	8	3	6
M8	× 1.25	T7109369	20	63	34	6	4.9	8	3	6.8
M9	× 1.25	T7109399	20	63	34	7	5.5	8	4	7.8
M10	× 1.5	T7109429	22	70	38	7	5.5	8	4	8.5
M11	× 1.5	T7109469	22	70	38	8	6.2	9	4	9.5
M12	× 1.75	T7109509	24	80	45	9	7	10	4	10.2
M14	× 2.0	T7109549	26	80	45	11	9	12	4	12
M16	× 2.0	T7109609	27	80	45	12	9	12	4	14
M18	× 2.5	T7109659	30	95	58	14	11	14	4	15.5
M20	× 2.5	T7109709	32	95	58	16	12	15	4	17.5

▶ *DIN profile not ISO

▶ NEXT PAGE

◎ : Excellent ○ : Good

ISO	P											M			K					
Material Description	Non-alloy steel					Low alloy steel				High alloyed steel, and tool steel		Stainless steel			Grey cast iron		Nodular cast iron		Malleable cast iron	
VDI 3323	1	2	3	4	5	6	7	8	9	10	11	12	13	14	15	16	17	18	19	20
HRc		13	25	28	32	10	29	32	38	15	35	15	23	10	10	26	3	25		21
HB	125	190	250	270	300	180	275	300	350	200	325	200	240	180	180	260	160	250	130	230
Recommended	○	○	○	○		○	○										○	○		

ISO	N										S							H			
Material Description	Aluminum-wrought alloy		Aluminum-cast, alloyed			Copper and Copper Alloys (Bronze / Brass)			Non Metallic Materials		Heat Resistant Super Alloys					Titanium Alloys		Hardened steel		Chilled Cast Iron	Hardened Cast Iron
VDI 3323	21	22	23	24	25	26	27	28	29	30	31	32	33	34	35	36	37	38	39	40	41
HRc											15	30	25	38	34			55	60	42	55
HB	60	100	75	90	130	110	90	100			200	280	250	350	320	400Rm	1050Rm	550	630	400	550
Recommended					○	○	○														

CARBIDE
HSS
THREAD MILL
SYNCHRO TAP
PRIME TAP
COMBO TAP
YG TAP STEEL
YG TAP CHIP BREAKER
YG TAP INOX
YG TAP CAST IRON
YG TAP HARDENED STEEL
YG TAP Ti Ni
YG TAP ALU
YG TAP FORMING
YG TAP GENERAL
PIPE TAP
STI TAP
NUT TAP

YG TAP GENERAL

TC424 SERIES

UNC Unified coarse threads

Unified Grobgewinde
UNC
Unificato passo grosso

Machine taps
Maschinengewindebohrer

▶ Suitable for tapping shallow holes.

▶ Geeignet zum Gewindeschneiden flacher Sacklöcher.

DIN 371

DIN 376

Hole type
2.0×D

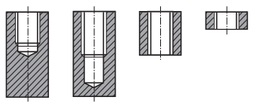

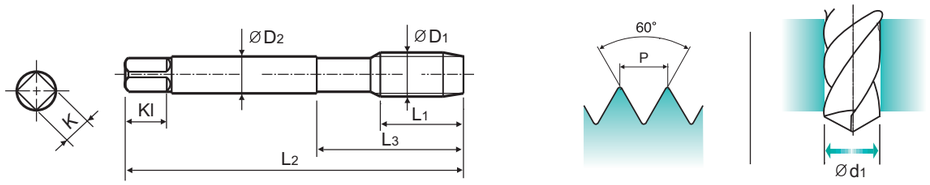

Material groups GS | HSS-E | DIN 371/376 | 2B | 60° | C | Bright

p.B307

Unit : mm

SIZE	TPI	EDP No.	Thread Length	Overall Length	Neck Length	Shank Diameter	Square Size	Square Length	No. of Flute	Tapping Drill Diameter
ØD1		Bright	L1	L2	L3	ØD2	K	Kl	Z	Ød1
#4 -	40UNC	TC424162	11	56	18	3.5	2.7	6	3	2.3
1/4 -	20UNC	TC424402	17	80	30	7	5.5	8	3	5.2
3/8 -	16UNC	TC424482	22	100	39	9	7	10	3	8
7/16 -	14UNC	TC424522	22	100	40	8	6.2	9	3	9.4
1/2 -	13UNC	TC424562	25	110	44	9	7	10	3	10.75
9/16 -	12UNC	TC424602	26	110	44	11	9	12	3	12.25
5/8 -	11UNC	TC424642	27	110	44	12	9	12	3	13.5
1 -	8UNC	TC424782	36	160	60	20	16	19	4	22.25

▶ DIN 371(#4~3/8) and DIN 376(7/16~1- 1/8)

◎ : Excellent ○ : Good

ISO	P											M			K					
Material Description	Non-alloy steel					Low alloy steel				High alloyed steel, and tool steel		Stainless steel			Grey cast iron		Nodular cast iron		Malleable cast iron	
VDI 3323	1	2	3	4	5	6	7	8	9	10	11	12	13	14	15	16	17	18	19	20
HRc		13	25	28	32	10	29	32	38	15	35	15	23	10	10	26	3	25		21
HB	125	190	250	270	300	180	275	300	350	200	325	200	240	180	180	260	160	250	130	230
Recommended	○	○	○	○	○	○	○	○				○	○		○	○	○	○		

ISO	N										S							H			
Material Description	Aluminum-wrought alloy		Aluminum-cast, alloyed			Copper and Copper Alloys (Bronze / Brass)			Non Metallic Materials		Heat Resistant Super Alloys					Titanium Alloys		Hardened steel		Chilled Cast Iron	Hardened Cast Iron
VDI 3323	21	22	23	24	25	26	27	28	29	30	31	32	33	34	35	36	37	38	39	40	41
HRc											15	30	25	38	34			55	60	42	55
HB	60	100	75	90	130	110	90	100			200	280	250	350	320	400Rm	1050Rm	550	630	400	550
Recommended					○	○	○														

YG TAP GENERAL

T7109 SERIES

M ISO metric coarse threads DIN 13

Metrisches ISO-Gewinde DIN 13
ISO MÉTRIQUE DIN13
ISO Metrico passo grosso DIN 13

Sets of taps
Gewindebohrer -Satz

▶ This tap is a serial hand tap in set, First, Second and Bottoming.
▶ Bottoming tap of set has final internal thread dimensions only.

▶ Dies ist ein Handgewindebohrer im Satz mit Vor-, Mittel- und Fertigschneider.
▶ Nur der Fertigschneider kann das gewünschte Gewinde schneiden

First

Second

Bottoming

Hole type
2.0×D

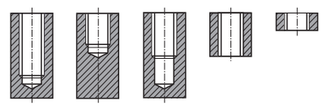

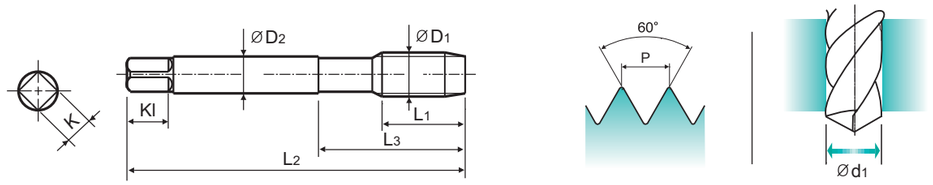

Material groups GS | HSS | DIN 352 | 6H | 60° | I/II/III | Bright

p.B307

Unit : mm

SIZE	Pitch	EDP No.	Thread Length	Overall Length	Neck Length	Shank Diameter	Square Size	Square Length	No. of Flute	Tapping Drill Diameter
ØD1	P	Bright	L1	L2	L3	ØD2	K	Kl	Z	Ød1
M2	× 0.4	T7109139	8	36	13	2.8	2.1	5	3	1.6
*M2.3	× 0.4	T7109199	9	36	13	2.8	2.1	5	3	1.9
M2.5	× 0.45	T7109179	9	40	15	2.8	2.1	5	3	2.05
*M2.6	× 0.45	T7109499	9	40	15	2.8	2.1	5	3	2.1
M3	× 0.5	T7109209	11	40	18	3.5	2.7	6	3	2.5
M3.5	× 0.6	T7109229	13	45	21	4	3	6	3	2.9
M4	× 0.7	T7109249	13	45	21	4.5	3.4	6	3	3.3
M4.5	× 0.75	T7109269	16	50	25	6	4.9	8	3	3.7
M5	× 0.8	T7109289	16	52	26	6	4.9	8	3	4.2
M5.5	× 0.9	T7109N69	18	56	27	6	4.9	8	3	4.6
M6	× 1.0	T7109319	18	56	27	6	4.9	8	3	5
M7	× 1.0	T7109349	18	56	28.5	6	4.9	8	3	6
M8	× 1.25	T7109369	20	63	34	6	4.9	8	3	6.8
M9	× 1.25	T7109399	20	63	34	7	5.5	8	4	7.8
M10	× 1.5	T7109429	22	70	38	7	5.5	8	4	8.5
M11	× 1.5	T7109469	22	70	38	8	6.2	9	4	9.5
M12	× 1.75	T7109509	24	80	45	9	7	10	4	10.2
M14	× 2.0	T7109549	26	80	45	11	9	12	4	12
M16	× 2.0	T7109609	27	80	45	12	9	12	4	14
M18	× 2.5	T7109659	30	95	58	14	11	14	4	15.5
M20	× 2.5	T7109709	32	95	58	16	12	15	4	17.5

▶ *DIN profile not ISO

▶ NEXT PAGE

◎ : Excellent ○ : Good

ISO	P											M			K					
Material Description	Non-alloy steel					Low alloy steel				High alloyed steel, and tool steel		Stainless steel			Grey cast iron		Nodular cast iron		Malleable cast iron	
VDI 3323	1	2	3	4	5	6	7	8	9	10	11	12	13	14	15	16	17	18	19	20
HRc		13	25	28	32	10	29	32	38	15	35	15	23	10	10	26	3	25		21
HB	125	190	250	270	300	180	275	300	350	200	325	200	240	180	180	260	160	250	130	230
Recommended	○	○	○	○		○	○										○	○		

ISO	N										S							H			
Material Description	Aluminum-wrought alloy		Aluminum-cast, alloyed			Copper and Copper Alloys (Bronze / Brass)			Non Metallic Materials		Heat Resistant Super Alloys					Titanium Alloys		Hardened steel		Chilled Cast Iron	Hardened Cast Iron
VDI 3323	21	22	23	24	25	26	27	28	29	30	31	32	33	34	35	36	37	38	39	40	41
HRc											15	30	25	38	34			55	60	42	55
HB	60	100	75	90	130	110	90	100			200	280	250	350	320	400Rm	1050Rm	550	630	400	550
Recommended					○	○	○														

CARBIDE
HSS
THREAD MILL
SYNCHRO TAP
PRIME TAP
COMBO TAP
YG TAP STEEL
YG TAP CHIP BREAKER
YG TAP INOX
YG TAP CAST IRON
YG TAP HARDENED STEEL
YG TAP Ti Ni
YG TAP ALU
YG TAP FORMING
YG TAP GENERAL
PIPE TAP
STI TAP
NUT TAP

YG TAP GENERAL

T7109 SERIES

M ISO metric coarse threads DIN 13

Metrisches ISO-Gewinde DIN 13
ISO MÉTRIQUE DIN13
ISO Metrico passo grosso DIN 13

Sets of taps
Gewindebohrer-Satz

▶ This tap is a serial hand tap in set, First, Second and Bottoming.
▶ Bottoming tap of set has final internal thread dimensions only.

▶ Dies ist ein Handgewindebohrer im Satz mit Vor-, Mittel- und Fertigschneider.
▶ Nur der Fertigschneider kann das gewünschte Gewinde schneiden.

First
Second
Bottoming

Hole type
2.0×D

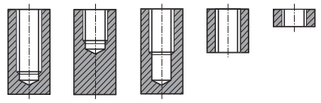

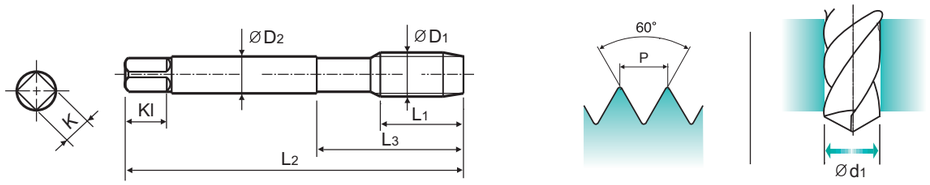

Material groups GS | HSS | DIN 352 | 6H | 60° | I/II/III | Bright

p.B307

Unit : mm

SIZE	Pitch	EDP No.	Thread Length	Overall Length	Neck Length	Shank Diameter	Square Size	Square Length	No. of Flute	Tapping Drill Diameter
ØD1	P	Bright	L1	L2	L3	ØD2	K	Kl	Z	Ød1
M22	× 2.5	**T7109749**	32	100	62	18	14.5	17	4	19.5
M24	× 3.0	**T7109789**	34	110	69	18	14.5	17	4	21
M27	× 3.0	**T7109869**	36	110	69	20	16	19	4	24
M30	× 3.5	**T7109949**	40	125	77	22	18	21	4	26.5
M33	× 3.5	**T7109A49**	40	125	77	25	20	23	4	29.5
M36	× 4.0	**T7109B39**	50	150	88	28	22	25	4	32
M39	× 4.0	**T7109C09**	50	150	88	32	24	27	4	35
M42	× 4.5	**T7109C89**	56	150	88	32	24	27	4	37.5
M45	× 4.5	**T7109D59**	58	160	93	36	29	32	4	40.5
M52	× 5.0	**T7109F39**	65	180	102	40	32	35	4	47

▶ *DIN profile not ISO

◎ : Excellent ○ : Good

ISO	P											M			K					
Material Description	Non-alloy steel					Low alloy steel				High alloyed steel, and tool steel		Stainless steel			Grey cast iron		Nodular cast iron		Malleable cast iron	
VDI 3323	1	2	3	4	5	6	7	8	9	10	11	12	13	14	15	16	17	18	19	20
HRc		13	25	28	32	10	29	32	38	15	35	15	23	10	10	26	3	25		21
HB	125	190	250	270	300	180	275	300	350	200	325	200	240	180	180	260	160	250	130	230
Recommended	○	○	○	○		○	○										○	○		

ISO	N										S							H			
Material Description	Aluminum-wrought alloy		Aluminum-cast, alloyed			Copper and Copper Alloys (Bronze / Brass)			Non Metallic Materials		Heat Resistant Super Alloys					Titanium Alloys		Hardened steel		Chilled Cast Iron	Hardened Cast Iron
VDI 3323	21	22	23	24	25	26	27	28	29	30	31	32	33	34	35	36	37	38	39	40	41
HRc											15	30	25	38	34			55	60	42	55
HB	60	100	75	90	130	110	90	100			200	280	250	350	320	400Rm	1050Rm	550	630	400	550
Recommended					○	○	○														

phone:+82-32-526-0909, www.yg1.solutions, E-mail:yg1@yg1.solutions
YG-1 CO., LTD.

YG TAP GENERAL

T7309 SERIES

MF ISO metric fine threads DIN 13

Metrisches ISO-Gewinde DIN 13
ISO MÉTRIQUE PAS FINS DIN13
ISO Metrico passo fine DIN 13

Sets of taps
Gewindebohrer-Satz

▶ This tap is a serial hand tap in set, First and Bottoming.
▶ Bottoming tap of set has final internal thread dimensions only.

▶ Handgewindebohrersatz mit Vor- und Fertigschneider.
▶ Nur der Fertigschneider kann das gewünschte Gewinde schneiden.

First
Bottoming

Hole type
2.0×D

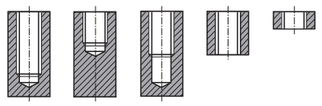

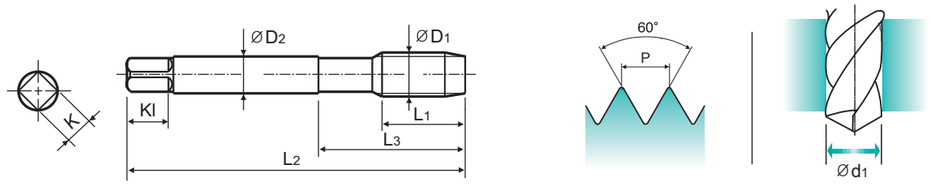

Material groups GS | HSS | DIN 2181 | 6H | 60° | I/III | Bright

p.B307

Unit : mm

SIZE	Pitch	EDP No.	Thread Length	Overall Length	Neck Length	Shank Diameter	Square Size	Square Length	No. of Flute	Tapping Drill Diameter
ØD1	P	Bright	L1	L2	L3	ØD2	K	Kl	Z	Ød1
M3	× 0.35	**T7309219**	9	40	18	3.5	2.7	6	3	2.65
M4	× 0.5	**T7309259**	10	45	18	4.5	3.4	6	3	3.5
M5	× 0.5	**T7309299**	13	52	22	6	4.9	8	3	4.5
M6	× 0.75	**T7309329**	14	56	24	6	4.9	8	3	5.2
M6	× 0.5	**T7309339**	13	56	24	6	4.9	8	3	5.5
M7	× 0.75	**T7309359**	14	56	27	6	4.9	8	3	6.2
M8	× 1.0	**T7309379**	17	63	27	6	4.9	8	3	7
M8	× 0.75	**T7309389**	14	63	27	6	4.9	8	3	7.2
M8	× 0.5	**T7309939**	14	63	27	6	4.9	8	3	7.5
M9	× 1.0	**T7309409**	17	63	27	7	5.5	8	4	8
M10	× 1.25	**T7309439**	22	70	32	7	5.5	8	4	8.8
M10	× 1.0	**T7309449**	18	63	27	7	5.5	8	4	9
M10	× 0.75	**T7309459**	18	63	27	7	5.5	8	4	9.2
M11	× 1.0	**T7309479**	18	63	27	8	6.2	9	4	10
M12	× 1.5	**T7309519**	20	70	32	9	7	10	4	10.5
M12	× 1.25	**T7309529**	20	70	32	9	7	10	4	10.8
M12	× 1.0	**T7309539**	18	70	32	9	7	10	4	11
M13	× 1.5	**T7309N19**	20	70	32	11	9	12	4	11.5
M13	× 1.0	**T7309N29**	18	70	32	11	9	12	4	12
M14	× 1.5	**T7309559**	20	70	32	11	9	12	4	12.5
M14	× 1.0	**T7309579**	18	70	32	11	9	12	4	13
M15	× 1.5	**T7309589**	20	70	32	12	9	12	4	13.5
M15	× 1.0	**T7309599**	18	70	32	12	9	12	4	14
M16	× 1.5	**T7309619**	20	70	32	12	9	12	4	14.5

▶ NEXT PAGE

◎ : Excellent ○ : Good

ISO	P											M			K					
Material Description	Non-alloy steel					Low alloy steel				High alloyed steel, and tool steel		Stainless steel			Grey cast iron		Nodular cast iron		Malleable cast iron	
VDI 3323	1	2	3	4	5	6	7	8	9	10	11	12	13	14	15	16	17	18	19	20
HRc		13	25	28	32	10	29	32	38	15	35	15	23	10	10	26	3	25		21
HB	125	190	250	270	300	180	275	300	350	200	325	200	240	180	180	260	160	250	130	230
Recommended	○	○	○	○		○	○										○	○		

ISO	N										S							H			
Material Description	Aluminum-wrought alloy		Aluminum-cast, alloyed			Copper and Copper Alloys (Bronze / Brass)			Non Metallic Materials		Heat Resistant Super Alloys					Titanium Alloys		Hardened steel		Chilled Cast Iron	Hardened Cast Iron
VDI 3323	21	22	23	24	25	26	27	28	29	30	31	32	33	34	35	36	37	38	39	40	41
HRc											15	30	25	38	34			55	60	42	55
HB	60	100	75	90	130	110	90	100			200	280	250	350	320	400Rm	1050Rm	550	630	400	550
Recommended					○	○	○														

YG-1 CO., LTD.
phone:+82-32-526-0909, www.yg1.solutions, E-mail:yg1@yg1.solutions

CARBIDE
HSS
THREAD MILL
SYNCHRO TAP
PRIME TAP
COMBO TAP
YG TAP STEEL
YG TAP CHIP BREAKER
YG TAP INOX
YG TAP CAST IRON
YG TAP HARDENED STEEL
YG TAP Ti Ni
YG TAP ALU
YG TAP FORMING
YG TAP GENERAL
PIPE TAP
STI TAP
NUT TAP

YG TAP GENERAL

T7309 SERIES

MF ISO metric fine threads DIN 13

Metrisches ISO-Feingewinde DIN 13
ISO MÉTRIQUE PAS FINS DIN13
ISO Metrico passo fine DIN 13

Sets of taps
Gewindebohrer-Satz

▶ This tap is a serial hand tap in set, First and Bottoming.
▶ Bottoming tap of set has final internal thread dimensions only.

▶ Handgewindebohrersatz mit Vor- und Fertigschneider.
▶ Nur der Fertigschneider kann das gewünschte Gewinde schneiden.

First

Bottoming

Hole type
2.0×D

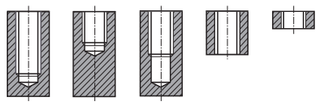

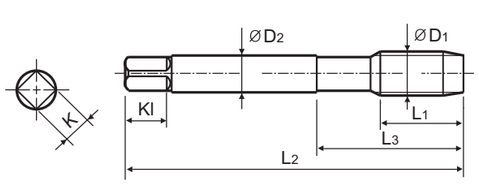

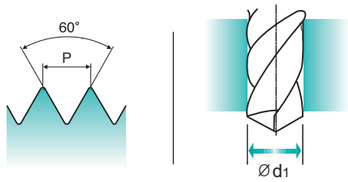

Material groups **GS** | HSS | DIN 2181 | 6H | 60° | I/III | Bright p.B307

Unit : mm

SIZE	Pitch	EDP No.	Thread Length	Overall Length	Neck Length	Shank Diameter	Square Size	Square Length	No. of Flute	Tapping Drill Diameter
ØD1	P	Bright	L1	L2	L3	ØD2	K	Kl	Z	Ød1
M16	× 1.0	**T7309629**	18	70	32	12	9	12	4	15
M18	× 2.0	**T7309669**	22	80	35	14	11	14	4	16
M18	× 1.5	**T7309679**	22	80	35	14	11	14	4	16.5
M18	× 1.0	**T7309689**	18	80	35	14	11	14	4	17
M20	× 2.0	**T7309719**	22	80	35	16	12	15	4	18
M20	× 1.5	**T7309729**	22	80	35	16	12	15	4	18.5
M22	× 2.0	**T7309759**	22	80	35	18	14.5	17	4	20
M22	× 1.5	**T7309769**	22	80	35	18	14.5	17	4	20.5
M22	× 1.0	**T7309779**	18	80	35	18	14.5	17	4	21
M24	× 2.0	**T7309799**	22	90	40	18	14.5	17	4	22
M24	× 1.5	**T7309809**	22	90	40	18	14.5	17	4	22.5
M24	× 1.0	**T7309819**	18	90	40	18	14.5	17	4	23
M25	× 1.5	**T7309839**	22	90	40	18	14.5	17	4	23.5
M25	× 1.0	**T7309849**	18	90	40	18	14.5	17	4	24
M26	× 1.5	**T7309859**	22	90	40	18	14.5	17	4	24.5
M27	× 2.0	**T7309879**	22	90	40	20	16	19	4	25
M27	× 1.5	**T7309889**	22	90	40	20	16	19	4	25.5
M27	× 1.0	**T7309899**	18	90	40	20	16	19	4	26
M28	× 2.0	**T7309909**	22	90	40	20	16	19	4	26
M28	× 1.5	**T7309919**	22	90	40	20	16	19	4	26.5
M30	× 2.0	**T7309969**	22	90	40	22	18	21	4	28
M30	× 1.5	**T7309979**	22	90	40	22	18	21	4	28.5
M30	× 1.0	**T7309989**	18	90	40	22	18	21	4	29

◎ : Excellent ○ : Good

ISO	P											M			K					
Material Description	Non-alloy steel					Low alloy steel				High alloyed steel, and tool steel		Stainless steel			Grey cast iron		Nodular cast iron		Malleable cast iron	
VDI 3323	1	2	3	4	5	6	7	8	9	10	11	12	13	14	15	16	17	18	19	20
HRc		13	25	28	32	10	29	32	38	15	35	15	23	10	10	26	3	25		21
HB	125	190	250	270	300	180	275	300	350	200	325	200	240	180	180	260	160	250	130	230
Recommended	○	○	○	○		○	○										○	○		

ISO	N										S							H			
Material Description	Aluminum-wrought alloy		Aluminum-cast, alloyed			Copper and Copper Alloys (Bronze / Brass)			Non Metallic Materials		Heat Resistant Super Alloys					Titanium Alloys		Hardened steel		Chilled Cast Iron	Hardened Cast Iron
VDI 3323	21	22	23	24	25	26	27	28	29	30	31	32	33	34	35	36	37	38	39	40	41
HRc											15	30	25	38	34			55	60	42	55
HB	60	100	75	90	130	110	90	100			200	280	250	350	320	400Rm	1050Rm	550	630	400	550
Recommended					○	○	○														

phone:+82-32-526-0909, www.yg1.solutions, E-mail:yg1@yg1.solutions
YG-1 CO., LTD.

YG TAP GENERAL

T7363 SERIES

UNC Unified coarse threads

Unified Grobgewinde
UNC
Unificato passo grosso

Sets of taps
Gewindebohrer-Satz

▶ This tap is a serial hand tap in set, First, Second and Bottoming.
▶ Bottoming tap of set has final internal thread dimensions only.

▶ Dies ist ein Handgewindebohrer im Satz mit Vor-, Mittel- und Fertigschneider.
▶ Nur der Fertigschneider kann das gewünschte Gewinde schneiden.

First

Second

Bottoming

Hole type
2.0×D

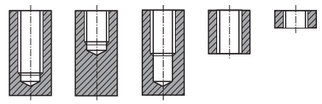

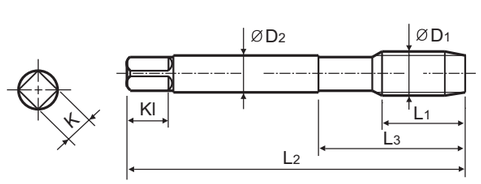

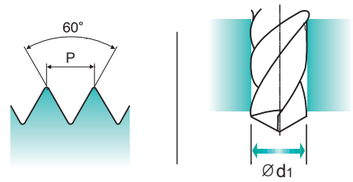

Material groups **GS** | HSS | DIN 351 | 2B | 60° | I/II/III | Bright p.B307

Unit : mm

SIZE	TPI	EDP No.	Thread Length	Overall Length	Neck Length	Shank Diameter	Square Size	Square Length	No. of Flute	Tapping Drill Diameter
ØD1		Bright	L1	L2	L3	ØD2	K	Kl	Z	Ød1
#2	- 56UNC	**T7363089**	9	36	13	2.8	2.1	5	3	1.8
#3	- 48UNC	**T7363129**	10	40	15	2.8	2.1	5	3	2.1
#4	- 40UNC	**T7363169**	10	42	18	3.5	2.7	6	3	2.3
#5	- 40UNC	**T7363209**	10	42	18	3.5	2.7	6	3	2.6
#6	- 32UNC	**T7363249**	11	45	18	4	3	6	3	2.85
#8	- 32UNC	**T7363289**	12	48	23	4.5	3.4	6	3	3.5
#10	- 24UNC	**T7363329**	14	52	26	6	4.9	6	3	3.9
#12	- 24UNC	**T7363369**	16	56	27	6	4.9	8	3	4.5
1/4	- 20UNC	**T7363409**	16	56	27	6	4.9	8	3	5.2
5/16	- 18UNC	**T7363449**	20	63	34	6	4.9	8	3	6.6
3/8	- 16UNC	**T7363489**	22	70	38	7	5.5	8	4	8
7/16	- 14UNC	**T7363529**	22	70	38	8	6.2	9	4	9.4
1/2	- 13UNC	**T7363569**	25	80	45	9	7	10	4	10.75
9/16	- 12UNC	**T7363609**	26	80	45	11	9	12	4	12.25
3/4	- 10UNC	**T7363709**	32	105	65	14	11	14	4	16.5
7/8	- 9UNC	**T7363749**	32	110	69	18	14.5	17	4	19.5
1	- 8UNC	**T7363789**	36	110	69	20	16	19	4	22.25
1-1/8	- 7UNC	**T7363829**	40	125	77	22	18	21	4	25
1-1/4	- 7UNC	**T7363869**	40	125	77	25	20	23	4	28.25

◎ : Excellent ○ : Good

ISO	P											M			K					
Material Description	Non-alloy steel					Low alloy steel				High alloyed steel, and tool steel		Stainless steel			Grey cast iron		Nodular cast iron		Malleable cast iron	
VDI 3323	1	2	3	4	5	6	7	8	9	10	11	12	13	14	15	16	17	18	19	20
HRc		13	25	28	32	10	29	32	38	15	35	15	23	10	10	26	3	25		21
HB	125	190	250	270	300	180	275	300	350	200	325	200	240	180	180	260	160	250	130	230
Recommended	○	○	○	○		○	○										○	○		

ISO	N										S							H			
Material Description	Aluminum-wrought alloy		Aluminum-cast, alloyed			Copper and Copper Alloys (Bronze / Brass)			Non Metallic Materials		Heat Resistant Super Alloys					Titanium Alloys		Hardened steel		Chilled Cast Iron	Hardened Cast Iron
VDI 3323	21	22	23	24	25	26	27	28	29	30	31	32	33	34	35	36	37	38	39	40	41
HRc											15	30	25	38	34			55	60	42	55
HB	60	100	75	90	130	110	90	100			200	280	250	350	320	400Rm	1050Rm	550	630	400	550
Recommended					○	○	○														

YG-1 CO., LTD.
phone:+82-32-526-0909, www.yg1.solutions, E-mail:yg1@yg1.solutions

CARBIDE
HSS
THREAD MILL
SYNCHRO TAP
PRIME TAP
COMBO TAP
YG TAP STEEL
YG TAP CHIP BREAKER
YG TAP INOX
YG TAP CAST IRON
YG TAP HARDENED STEEL
YG TAP Ti Ni
YG TAP ALU
YG TAP FORMING
YG TAP GENERAL
PIPE TAP
STI TAP
NUT TAP

YG TAP GENERAL

T7509 SERIES

UNF

Unified fine threads

Unified Feingewinde
UNF
Unificato passo fine

Sets of taps
Gewindebohrer-Satz

▶ This tap is a serial hand tap in set, First and Bottoming.
▶ Bottoming tap of set has final internal thread dimensions only.

▶ Handgewindebohrersatz mit Vor- und Fertigschneider.
▶ Nur der Fertigschneider kann das gewünschte Gewinde schneiden.

First
Bottoming

Hole type
2.0×D

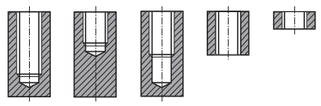

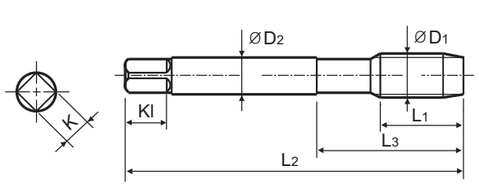

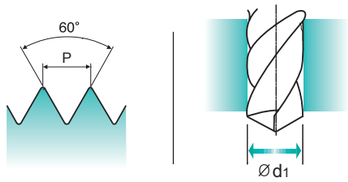

Material groups **GS** | HSS | DIN 2181 | 2B | 60° | I/III | Bright | p.B307

Unit : mm

SIZE	TPI	EDP No.	Thread Length	Overall Length	Neck Length	Shank Diameter	Square Size	Square Length	No. of Flute	Tapping Drill Diameter
ØD1		Bright	L1	L2	L3	ØD2	K	Kl	Z	Ød1
#4 -	48 UNF	T7509189	10	42	18	3.5	2.7	6	3	2.4
#5 -	44 UNF	T7509229	10	42	18	3.5	2.7	6	3	2.7
#6 -	40 UNF	T7509269	11	45	18	4	3	6	3	3
#8 -	36 UNF	T7509309	12	48	23	4.5	3.4	6	3	3.5
#10 -	32 UNF	T7509349	14	52	22	6	4.9	8	3	4.1
#12 -	28 UNF	T7509389	16	56	24	6	4.9	8	3	4.7
1/4 -	28 UNF	T7509429	16	56	24	6	4.9	8	3	5.5
5/16 -	24 UNF	T7509469	17	63	27	6	4.9	8	3	6.9
3/8 -	24 UNF	T7509509	18	63	27	7	5.5	8	4	8.5
7/16 -	20 UNF	T7509549	20	70	32	8	6.2	9	4	9.9
1/2 -	20 UNF	T7509589	20	70	32	9	7	10	4	11.5
9/16 -	18 UNF	T7509629	20	70	32	11	9	12	4	12.9
5/8 -	18 UNF	T7509669	20	70	32	12	9	12	4	14.5
3/4 -	16 UNF	T7509729	22	80	38	14	11	14	4	17.5
7/8 -	14 UNF	T7509769	22	80	38	18	14.5	17	4	20.5
1 -	12 UNF	T7509809	22	90	40	18	14.5	17	4	23.25
1-1/8 -	12 UNF	T7509849	22	90	40	22	18	21	4	26.5

◎ : Excellent ○ : Good

ISO	P											M			K					
Material Description	Non-alloy steel					Low alloy steel				High alloyed steel, and tool steel		Stainless steel			Grey cast iron		Nodular cast iron		Malleable cast iron	
VDI 3323	1	2	3	4	5	6	7	8	9	10	11	12	13	14	15	16	17	18	19	20
HRc		13	25	28	32	10	29	32	38	15	35	15	23	10	10	26	3	25		21
HB	125	190	250	270	300	180	275	300	350	200	325	200	240	180	180	260	160	250	130	230
Recommended	○	○	○	○		○	○										○	○		

ISO	N										S							H			
Material Description	Aluminum-wrought alloy		Aluminum-cast, alloyed			Copper and Copper Alloys (Bronze / Brass)			Non Metallic Materials		Heat Resistant Super Alloys					Titanium Alloys		Hardened steel		Chilled Cast Iron	Hardened Cast Iron
VDI 3323	21	22	23	24	25	26	27	28	29	30	31	32	33	34	35	36	37	38	39	40	41
HRc											15	30	25	38	34			55	60	42	55
HB	60	100	75	90	130	110	90	100			200	280	250	350	320	400Rm	1050Rm	550	630	400	550
Recommended					○	○	○														

YG TAP GENERAL

T7609 SERIES

BSW

Whitworth threads

Whitworth Gewinde
BSW
Filettatura Whitworth

Sets of taps
Gewindebohrer-Satz

▶ This tap is a serial hand tap in set, First, Second and Bottoming.
▶ Bottoming tap of set has final internal thread dimensions only.

▶ Dies ist ein Handgewindebohrer im Satz mit Vor-, Mittel- und Fertigschneider.
▶ Nur der Fertigschneider kann das gewünschte Gewinde schneiden.

First
Second
Bottoming

Hole type
2.0×D

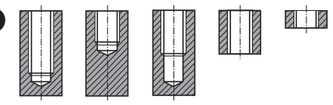

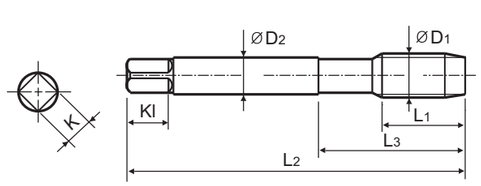

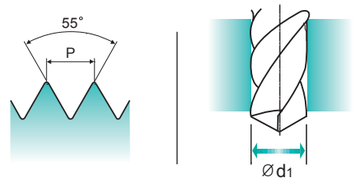

Material groups **GS** | HSS | DIN 351 | 55° | I/II/III | Bright | p.B307

Unit : mm

SIZE	TPI	EDP No.	Thread Length	Overall Length	Neck Length	Shank Diameter	Square Size	Square Length	No. of Flute	Tapping Drill Diameter
ØD1		Bright	L1	L2	L3	ØD2	K	Kl	Z	Ød1
W3/32 -	48	T7609129	10	40	15	2.8	2.1	5	3	1.8
W1/8 -	40	T7609209	10	42	18	3.5	2.7	6	3	2.5
W5/32 -	32	T7609289	12	48	23	4.5	3.4	6	3	3.1
W3/16 -	24	T7609329	14	52	26	6	4.9	8	3	3.6
W7/32 -	24	T7609369	16	56	27	6	4.9	8	3	4.4
W1/4 -	20	T7609409	16	56	27	6	4.9	8	3	5.1
W5/16 -	18	T7609449	20	63	34	6	4.9	8	3	6.5
W3/8 -	16	T7609489	22	70	38	7	5.5	8	4	7.9
W7/16 -	14	T7609529	22	70	38	8	6.2	9	4	9.3
W1/2 -	12	T7609569	25	80	45	9	7	10	4	10.5
W9/16 -	12	T7609609	26	80	45	11	9	12	4	12
W5/8 -	11	T7609649	27	90	55	12	9	12	4	13.5
W3/4 -	10	T7609709	32	105	65	14	11	14	4	16.5
W7/8 -	9	T7609749	32	110	69	18	14.5	17	4	19.25
W1 -	8	T7609789	36	110	69	20	16	19	4	22
W1-1/8 -	7	T7609829	40	125	77	22	18	21	4	24.75
W1-3/4 -	5	T7609B89	58	160	93	36	29	32	4	39

◎ : Excellent ○ : Good

ISO	P											M			K					
Material Description	Non-alloy steel					Low alloy steel				High alloyed steel, and tool steel		Stainless steel			Grey cast iron		Nodular cast iron		Malleable cast iron	
VDI 3323	1	2	3	4	5	6	7	8	9	10	11	12	13	14	15	16	17	18	19	20
HRc		13	25	28	32	10	29	32	38	15	35	15	23	10	10	26	3	25		21
HB	125	190	250	270	300	180	275	300	350	200	325	200	240	180	180	260	160	250	130	230
Recommended	○	○	○	○		○	○										○	○		

ISO	N										S							H			
Material Description	Aluminum-wrought alloy		Aluminum-cast, alloyed			Copper and Copper Alloys (Bronze / Brass)			Non Metallic Materials		Heat Resistant Super Alloys					Titanium Alloys		Hardened steel		Chilled Cast Iron	Hardened Cast Iron
VDI 3323	21	22	23	24	25	26	27	28	29	30	31	32	33	34	35	36	37	38	39	40	41
HRc											15	30	25	38	34			55	60	42	55
HB	60	100	75	90	130	110	90	100			200	280	250	350	320	400Rm	1050Rm	550	630	400	550
Recommended					○	○	○														

CARBIDE
HSS
THREAD MILL
SYNCHRO TAP
PRIME TAP
COMBO TAP
YG TAP STEEL
YG TAP CHIP BREAKER
YG TAP INOX
YG TAP CAST IRON
YG TAP HARDENED STEEL
YG TAP Ti Ni
YG TAP ALU
YG TAP FORMING
YG TAP GENERAL
PIPE TAP
STI TAP
NUT TAP

YG TAP GENERAL

T7343 SERIES

M-LH ISO metric coarse threads DIN 13

Metrisches ISO-Gewinde DIN 13
ISO MÉTRIQUE DIN13
ISO Metrico passo grosso DIN 13

Sets of taps
Gewindebohrer-Satz

▶ This tap is a serial hand tap in set, First, Second and Bottoming.
▶ Bottoming tap of set has final internal thread dimensions only.

▶ Dies ist ein Handgewindebohrer im Satz mit Vor-, Mittel- und Fertigschneider.
▶ Nur der Fertigschneider kann das gewünschte Gewinde schneiden.

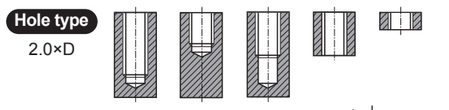

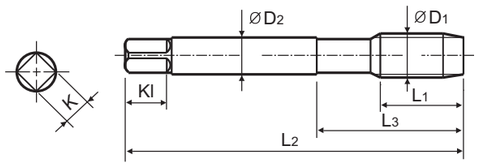

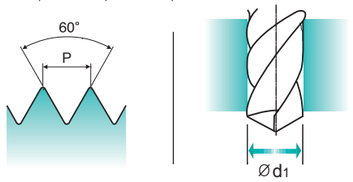

Material groups **GS** | HSS | DIN 352 | 6H | 60° | I/II/III | Bright | p.B307

Unit : mm

SIZE	Pitch	EDP No.	Thread Length	Overall Length	Neck Length	Shank Diameter	Square Size	Square Length	No. of Flute	Tapping Drill Diameter
ØD1	P	Bright	L1	L2	L3	ØD2	K	Kl	Z	Ød1
M3	× 0.5	**T7343209**	11	40	18	3.5	2.7	6	3	2.5
M4	× 0.7	**T7343249**	13	45	21	4.5	3.4	6	3	3.3
M5	× 0.8	**T7343289**	16	52	26	6	4.9	8	3	4.2
M6	× 1.0	**T7343319**	18	56	27	6	4.9	8	3	5
M8	× 1.25	**T7343369**	20	63	34	6	4.9	8	3	6.8
M10	× 1.5	**T7343429**	22	70	38	7	5.5	8	4	8.5
M12	× 1.75	**T7343509**	24	80	45	9	7	10	4	10.2
M14	× 2.0	**T7343549**	26	80	45	11	9	12	4	12
M16	× 2.0	**T7343609**	27	80	45	12	9	12	4	14
M18	× 2.5	**T7343659**	30	95	58	14	11	14	4	15.5
M20	× 2.5	**T7343709**	32	95	58	16	12	15	4	17.5
M22	× 2.5	**T7343749**	32	100	62	18	14.5	17	4	19.5
M24	× 3.0	**T7343789**	34	110	69	18	14.5	17	4	21

▶ LH=Left hand thread

◎ : Excellent ○ : Good

ISO	P											M			K					
Material Description	Non-alloy steel					Low alloy steel				High alloyed steel, and tool steel		Stainless steel			Grey cast iron		Nodular cast iron		Malleable cast iron	
VDI 3323	1	2	3	4	5	6	7	8	9	10	11	12	13	14	15	16	17	18	19	20
HRc		13	25	28	32	10	29	32	38	15	35	15	23	10	10	26	3	25		21
HB	125	190	250	270	300	180	275	300	350	200	325	200	240	180	180	260	160	250	130	230
Recommended	○	○	○	○		○	○										○	○		

ISO	N										S							H			
Material Description	Aluminum-wrought alloy		Aluminum-cast, alloyed			Copper and Copper Alloys (Bronze / Brass)			Non Metallic Materials		Heat Resistant Super Alloys					Titanium Alloys		Hardened steel		Chilled Cast Iron	Hardened Cast Iron
VDI 3323	21	22	23	24	25	26	27	28	29	30	31	32	33	34	35	36	37	38	39	40	41
HRc											15	30	25	38	34			55	60	42	55
HB	60	100	75	90	130	110	90	100			200	280	250	350	320	400Rm	1050Rm	550	630	400	550
Recommended					○	○	○														

YG TAP GENERAL

TB373 SERIES

M ISO metric coarse threads DIN 13

Metrisches ISO-Gewinde DIN 13
ISO MÉTRIQUE DIN13
ISO Metrico passo grosso DIN 13

Sets of taps
Gewindebohrer-Satz

▶ This tap is a serial hand tap in set, First, Second and Bottoming.
▶ Bottoming tap of set has final internal thread dimensions only.

▶ Dies ist ein Handgewindebohrer im Satz mit Vor-, Mittel- und Fertigschneider.
▶ Nur der Fertigschneider kann das gewünschte Gewinde schneiden.

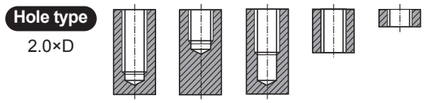

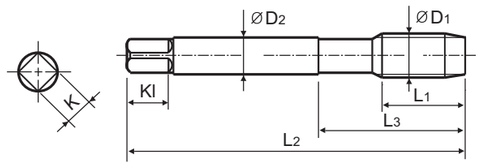

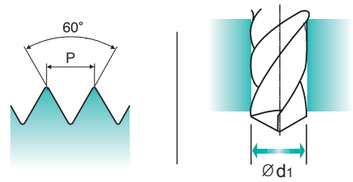

Material groups **GS** | HSS-E | DIN 352 | 6HX | 60° | I/II/III | Vap | p.B307

Unit : mm

SIZE	Pitch	EDP No.	Thread Length	Overall Length	Neck Length	Shank Diameter	Square Size	Square Length	No. of Flute	Tapping Drill Diameter
ØD1	P	Vap	L1	L2	L3	ØD2	K	Kl	Z	Ød1
M3	× 0.5	**TB373209**	11	40	18	3.5	2.7	6	3	2.5
M4	× 0.7	**TB373249**	13	45	21	4.5	3.4	6	3	3.3
M5	× 0.8	**TB373289**	16	52	26	6	4.9	8	3	4.2
M6	× 1.0	**TB373319**	18	56	27	6	4.9	8	3	5
M8	× 1.25	**TB373369**	20	63	34	6	4.9	8	3	6.8
M10	× 1.5	**TB373429**	22	70	38	7	5.5	8	4	8.5
M12	× 1.75	**TB373509**	24	80	45	9	7	10	4	10.2
M14	× 2.0	**TB373549**	26	80	45	11	9	12	4	12
M16	× 2.0	**TB373609**	27	80	45	12	9	12	4	14
M18	× 2.5	**TB373659**	30	95	58	14	11	14	4	15.5
M20	× 2.5	**TB373709**	32	95	58	16	12	15	4	17.5

▶ First with pilot guide

◎ : Excellent ○ : Good

ISO	P											M			K					
Material Description	Non-alloy steel					Low alloy steel				High alloyed steel, and tool steel		Stainless steel			Grey cast iron		Nodular cast iron		Malleable cast iron	
VDI 3323	1	2	3	4	5	6	7	8	9	10	11	12	13	14	15	16	17	18	19	20
HRc		13	25	28	32	10	29	32	38	15	35	15	23	10	10	26	3	25		21
HB	125	190	250	270	300	180	275	300	350	200	325	200	240	180	180	260	160	250	130	230
Recommended	○	○	○	○		○	○					○	○	○						

ISO	N										S							H			
Material Description	Aluminum-wrought alloy		Aluminum-cast, alloyed			Copper and Copper Alloys (Bronze / Brass)			Non Metallic Materials		Heat Resistant Super Alloys					Titanium Alloys		Hardened steel		Chilled Cast Iron	Hardened Cast Iron
VDI 3323	21	22	23	24	25	26	27	28	29	30	31	32	33	34	35	36	37	38	39	40	41
HRc											15	30	25	38	34			55	60	42	55
HB	60	100	75	90	130	110	90	100			200	280	250	350	320	400Rm	1050Rm	550	630	400	550
Recommended																					

CARBIDE
HSS
THREAD MILL
SYNCHRO TAP
PRIME TAP
COMBO TAP
YG TAP STEEL
YG TAP CHIP BREAKER
YG TAP INOX
YG TAP CAST IRON
YG TAP HARDENED STEEL
YG TAP Ti Ni
YG TAP ALU
YG TAP FORMING
YG TAP GENERAL
PIPE TAP
STI TAP
NUT TAP

YG TAP GENERAL

TC353 SERIES

M ISO metric coarse threads DIN 13

Metrisches ISO-Gewinde DIN 13
ISO MÉTRIQUE DIN13
ISO Metrico passo grosso DIN 13

Sets of taps
Gewindebohrer-Satz

▶ This tap is a serial hand tap in set, First, Second and Bottoming.
▶ Bottoming tap of set has final internal thread dimensions only..

▶ Dies ist ein Handgewindebohrer im Satz mit Vor-, Mittel- und Fertigschneider.
▶ Nur der Fertigschneider kann das gewünschte Gewinde schneiden.

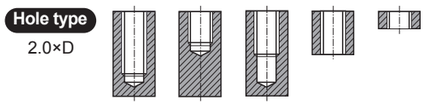

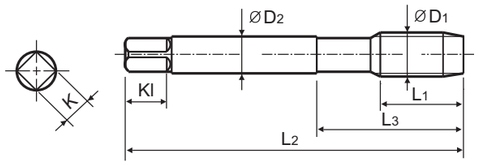

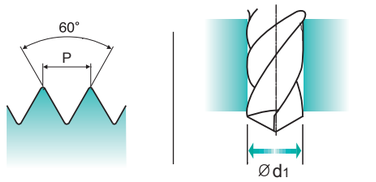

Material groups VG | HSS-E | DIN 352 | 6H | 60° | I/II/III | Bright | p.B307

Unit : mm

SIZE	Pitch	EDP No.	Thread Length	Overall Length	Neck Length	Shank Diameter	Square Size	Square Length	No. of Flute	Tapping Drill Diameter
ØD1	P	Bright	L1	L2	L3	ØD2	K	Kl	Z	Ød1
M3	× 0.5	**TC353209**	11	40	18	3.5	2.7	6	3	2.5
M3.5	× 0.6	**TC353229**	13	45	21	4	3	6	3	2.9
M4	× 0.7	**TC353249**	13	45	21	4.5	3.4	6	3	3.3
M4.5	× 0.75	**TC353269**	16	50	25	6	4.9	8	3	3.7
M5	× 0.8	**TC353289**	16	52	26	6	4.9	8	3	4.2
M6	× 1.0	**TC353319**	18	56	27	6	4.9	8	3	5
M8	× 1.25	**TC353369**	20	63	34	6	4.9	8	3	6.8
M10	× 1.5	**TC353429**	22	70	38	7	5.5	8	4	8.5
M12	× 1.75	**TC353509**	24	80	45	9	7	10	4	10.2
M14	× 2.0	**TC353549**	26	80	45	11	9	12	4	12
M16	× 2.0	**TC353609**	27	80	45	12	9	12	4	14
M18	× 2.5	**TC353659**	30	95	58	14	11	14	4	15.5
M20	× 2.5	**TC353709**	32	95	58	16	12	15	4	17.5

▶ First with pilot guide

◎ : Excellent ○ : Good

ISO	P											M			K					
Material Description	Non-alloy steel					Low alloy steel				High alloyed steel, and tool steel		Stainless steel			Grey cast iron		Nodular cast iron		Malleable cast iron	
VDI 3323	1	2	3	4	5	6	7	8	9	10	11	12	13	14	15	16	17	18	19	20
HRc		13	25	28	32	10	29	32	38	15	35	15	23	10	10	26	3	25		21
HB	125	190	250	270	300	180	275	300	350	200	325	200	240	180	180	260	160	250	130	230
Recommended	○	○	○	○		○	○													

ISO	N										S							H			
Material Description	Aluminum-wrought alloy		Aluminum-cast, alloyed			Copper and Copper Alloys (Bronze / Brass)			Non Metallic Materials		Heat Resistant Super Alloys					Titanium Alloys		Hardened steel		Chilled Cast Iron	Hardened Cast Iron
VDI 3323	21	22	23	24	25	26	27	28	29	30	31	32	33	34	35	36	37	38	39	40	41
HRc											15	30	25	38	34			55	60	42	55
HB	60	100	75	90	130	110	90	100			200	280	250	350	320	400Rm	1050Rm	550	630	400	550
Recommended																					

YG TAP GENERAL

RECOMMENDED CUTTING CONDITIONS
EMPFOHLENE SCHNEIDKONDITIONEN

ISO	VDI 3323	Material Description	HB	HRc	TC711 TC411 TC144 TC124 TC134	TD711 TD411	TC517 TC612	TC127 TC122 TC222 TC214 TC234 TC224	TD127 TD222	TC227	TD227	TC211	TC463 TC473 TC424
					Vc (m/min.)								
P	1	Non-alloy steel	125		15-20	20-25	15-20	15-20	20-25	15-20	20-25	15-20	15-20
	2		190	13	15-20	20-25	15-20	15-20	20-25	15-20	20-25	15-20	15-20
	3		250	25	12-18	18-24	12-18	12-18	18-24	12-18	18-24	12-18	12-18
	4		270	28	10-15	15-20	10-15	10-15	15-20	10-15	15-20	10-15	10-15
	5		300	32	6-10	10-14	6-10	6-10	10-14	6-10	10-14	6-10	6-10
	6	Low alloy steel	180	10	10-15	15-20	10-15	10-15	15-20	10-15	15-20	10-15	10-15
	7		275	29	10-15	15-20	10-15	10-15	15-20	10-15	15-20	10-15	10-15
	8		300	32	6-10	10-14	6-10	6-10	10-14	6-10	10-14	6-10	6-10
M	12	Stainless steel	200	15	7-10	10-13	7-10	7-10	10-13	7-10	10-13	7-10	7-10
	13		240	23	5-8	8-11	5-8	5-8	8-11	5-8	8-11	5-8	5-8
K	15	Grey cast iron	180	10									10-15
	16		260	26									5-8
	17	Nodular cast iron	160	3	10-15	15-20	10-15	10-15	15-20	10-15	15-20	10-15	10-15
	18		250	25	5-8	8-11	5-8	5-8	8-11	5-8	8-11	5-8	5-8
N	21	Aluminum-wrought alloy	60		10-15	15-20	10-15	10-15	15-20	10-15	15-20	10-15	
	23	Aluminum-cast, alloyed	75		15-20	20-25	15-20	15-20	20-25	15-20	20-25	15-20	
	24		90		15-20	20-25	15-20	15-20	20-25	15-20	20-25	15-20	
	25		130		10-15	15-20	10-15	10-15	15-20	10-15	15-20	10-15	10-15
	26	Copper and Copper Alloys (Bronze / Brass)	110		25-35	35-40	25-35	25-35	35-40	25-35	35-40	25-35	25-35
	27		90										8-12
	28		100		15-20	20-25	15-20	15-20	20-25	15-20	20-25	15-20	

CARBIDE
HSS
THREAD MILL
SYNCHRO TAP
PRIME TAP
COMBO TAP
YG TAP STEEL
YG TAP CHIP BREAKER
YG TAP INOX
YG TAP CAST IRON
YG TAP HARDENED STEEL
YG TAP Ti Ni
YG TAP ALU
YG TAP FORMING
YG TAP GENERAL
PIPE TAP
STI TAP
NUT TAP

YG TAP GENERAL

TC353 SERIES

M ISO metric coarse threads DIN 13

Metrisches ISO-Gewinde DIN 13
ISO MÉTRIQUE DIN13
ISO Metrico passo grosso DIN 13

Sets of taps
Gewindebohrer-Satz

▶ This tap is a serial hand tap in set, First, Second and Bottoming.
▶ Bottoming tap of set has final internal thread dimensions only..

▶ Dies ist ein Handgewindebohrer im Satz mit Vor-, Mittel- und Fertigschneider.
▶ Nur der Fertigschneider kann das gewünschte Gewinde schneiden.

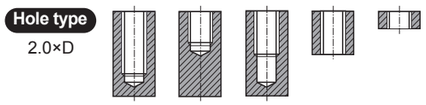

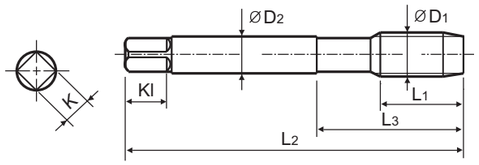

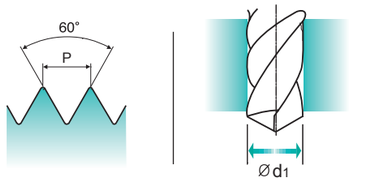

Material groups VG | HSS-E | DIN 352 | 6H | 60° | I/II/III | Bright | p.B307

Unit : mm

SIZE	Pitch	EDP No.	Thread Length	Overall Length	Neck Length	Shank Diameter	Square Size	Square Length	No. of Flute	Tapping Drill Diameter
ØD1	P	Bright	L1	L2	L3	ØD2	K	Kl	Z	Ød1
M3	× 0.5	**TC353209**	11	40	18	3.5	2.7	6	3	2.5
M3.5	× 0.6	**TC353229**	13	45	21	4	3	6	3	2.9
M4	× 0.7	**TC353249**	13	45	21	4.5	3.4	6	3	3.3
M4.5	× 0.75	**TC353269**	16	50	25	6	4.9	8	3	3.7
M5	× 0.8	**TC353289**	16	52	26	6	4.9	8	3	4.2
M6	× 1.0	**TC353319**	18	56	27	6	4.9	8	3	5
M8	× 1.25	**TC353369**	20	63	34	6	4.9	8	3	6.8
M10	× 1.5	**TC353429**	22	70	38	7	5.5	8	4	8.5
M12	× 1.75	**TC353509**	24	80	45	9	7	10	4	10.2
M14	× 2.0	**TC353549**	26	80	45	11	9	12	4	12
M16	× 2.0	**TC353609**	27	80	45	12	9	12	4	14
M18	× 2.5	**TC353659**	30	95	58	14	11	14	4	15.5
M20	× 2.5	**TC353709**	32	95	58	16	12	15	4	17.5

▶ First with pilot guide

◎ : Excellent ○ : Good

ISO	P											M			K					
Material Description	Non-alloy steel					Low alloy steel				High alloyed steel, and tool steel		Stainless steel			Grey cast iron		Nodular cast iron		Malleable cast iron	
VDI 3323	1	2	3	4	5	6	7	8	9	10	11	12	13	14	15	16	17	18	19	20
HRc		13	25	28	32	10	29	32	38	15	35	15	23	10	10	26	3	25		21
HB	125	190	250	270	300	180	275	300	350	200	325	200	240	180	180	260	160	250	130	230
Recommended	○	○	○	○		○	○													

ISO	N										S							H			
Material Description	Aluminum-wrought alloy		Aluminum-cast, alloyed			Copper and Copper Alloys (Bronze / Brass)			Non Metallic Materials		Heat Resistant Super Alloys					Titanium Alloys		Hardened steel		Chilled Cast Iron	Hardened Cast Iron
VDI 3323	21	22	23	24	25	26	27	28	29	30	31	32	33	34	35	36	37	38	39	40	41
HRc											15	30	25	38	34			55	60	42	55
HB	60	100	75	90	130	110	90	100			200	280	250	350	320	400Rm	1050Rm	550	630	400	550
Recommended																					

YG TAP GENERAL

RECOMMENDED CUTTING CONDITIONS
EMPFOHLENE SCHNEIDKONDITIONEN

ISO	VDI 3323	Material Description	HB	HRc	TC711 TC411 TC144 TC124 TC134	TD711 TD411	TC517 TC612	TC127 TC122 TC222 TC214 TC234 TC224	TD127 TD222	TC227	TD227	TC211	TC463 TC473 TC424
					Vc (m/min.)								
P	1	Non-alloy steel	125		15-20	20-25	15-20	15-20	20-25	15-20	20-25	15-20	15-20
	2		190	13	15-20	20-25	15-20	15-20	20-25	15-20	20-25	15-20	15-20
	3		250	25	12-18	18-24	12-18	12-18	18-24	12-18	18-24	12-18	12-18
	4		270	28	10-15	15-20	10-15	10-15	15-20	10-15	15-20	10-15	10-15
	5		300	32	6-10	10-14	6-10	6-10	10-14	6-10	10-14	6-10	6-10
	6	Low alloy steel	180	10	10-15	15-20	10-15	10-15	15-20	10-15	15-20	10-15	10-15
	7		275	29	10-15	15-20	10-15	10-15	15-20	10-15	15-20	10-15	10-15
	8		300	32	6-10	10-14	6-10	6-10	10-14	6-10	10-14	6-10	6-10
M	12	Stainless steel	200	15	7-10	10-13	7-10	7-10	10-13	7-10	10-13	7-10	7-10
	13		240	23	5-8	8-11	5-8	5-8	8-11	5-8	8-11	5-8	5-8
K	15	Grey cast iron	180	10									10-15
	16		260	26									5-8
	17	Nodular cast iron	160	3	10-15	15-20	10-15	10-15	15-20	10-15	15-20	10-15	10-15
	18		250	25	5-8	8-11	5-8	5-8	8-11	5-8	8-11	5-8	5-8
N	21	Aluminum-wrought alloy	60		10-15	15-20	10-15	10-15	15-20	10-15	15-20	10-15	
	23	Aluminum-cast, alloyed	75		15-20	20-25	15-20	15-20	20-25	15-20	20-25	15-20	
	24		90		15-20	20-25	15-20	15-20	20-25	15-20	20-25	15-20	
	25		130		10-15	15-20	10-15	10-15	15-20	10-15	15-20	10-15	10-15
	26	Copper and Copper Alloys (Bronze / Brass)	110		25-35	35-40	25-35	25-35	35-40	25-35	35-40	25-35	25-35
	27		90										8-12
	28		100		15-20	20-25	15-20	15-20	20-25	15-20	20-25	15-20	

CARBIDE
HSS
THREAD MILL
SYNCHRO TAP
PRIME TAP
COMBO TAP
YG TAP STEEL
YG TAP CHIP BREAKER
YG TAP INOX
YG TAP CAST IRON
YG TAP HARDENED STEEL
YG TAP Ti Ni
YG TAP ALU
YG TAP FORMING
YG TAP GENERAL
PIPE TAP
STI TAP
NUT TAP

Global Cutting Tool Leader **YG-1**

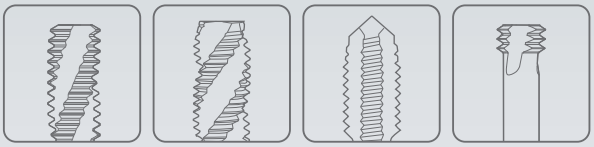

THREADING